

Patient Name : Mr.SUBRAMANYA SASTRY	Collected : 09/Nov/2024 09:07AM
Age/Gender : 54 Y 9 M 28 D/M	Received : 09/Nov/2024 12:13PM
UHID/MR No : CJPN.0000098987	Reported : 09/Nov/2024 02:08PM
Visit ID : CJPNOPV212144	Status : Final Report
Ref Doctor : Self	Sponsor Name : ARCOFEMI HEALTHCARE LIMITED
Emp/Auth/TPA ID : 22S30001	

DEPARTMENT OF HAEMATOLOGY

ARCOFEMI - MEDIWHEEL - FULL BODY ANNUAL PLUS ABOVE 50Y MALE - 2D ECHO - PAN INDIA - FY2324


Test Name	Result	Unit	Bio. Ref. Interval	Method
HEMOGRAM , WHOLE BLOOD EDTA				
HAEMOGLOBIN	15.7	g/dL	13-17	Spectrophotometer
PCV	46.80	%	40-50	Electronic pulse & Calculation
RBC COUNT	5.13	Million/cu.mm	4.5-5.5	Electrical Impedance
MCV	91.2	fL	83-101	Calculated
MCH	30.6	pg	27-32	Calculated
MCHC	33.6	g/dL	31.5-34.5	Calculated
R.D.W	13.4	%	11.6-14	Calculated
TOTAL LEUCOCYTE COUNT (TLC)	6,780	cells/cu.mm	4000-10000	Electrical Impedance
DIFFERENTIAL LEUCOCYTIC COUNT (DLC)				
NEUTROPHILS	66.5	%	40-80	Electrical Impedance
LYMPHOCYTES	22.2	%	20-40	Electrical Impedance
EOSINOPHILS	3.8	%	1-6	Electrical Impedance
MONOCYTES	7.2	%	2-10	Electrical Impedance
BASOPHILS	0.3	%	<1-2	Electrical Impedance
ABSOLUTE LEUCOCYTE COUNT				
NEUTROPHILS	4508.7	Cells/cu.mm	2000-7000	Calculated
LYMPHOCYTES	1505.16	Cells/cu.mm	1000-3000	Calculated
EOSINOPHILS	257.64	Cells/cu.mm	20-500	Calculated
MONOCYTES	488.16	Cells/cu.mm	200-1000	Calculated
BASOPHILS	20.34	Cells/cu.mm	0-100	Calculated
Neutrophil lymphocyte ratio (NLR)	3		0.78- 3.53	Calculated
PLATELET COUNT	223000	cells/cu.mm	150000-410000	Electrical impedance
ERYTHROCYTE SEDIMENTATION RATE (ESR)	4	mm at the end of 1 hour	0-15	Modified Westegren method
PERIPHERAL SMEAR				

RBCs: are normocytic normochromic

WBCs: are normal in total number with normal distribution and morphology.



Dr. Vidya Aniket Gore
M.B.B.S,M.D(Pathology)
Consultant Pathologist



Dr Priya Murthy
M.B.B.S,M.D(Pathology)
Consultant Pathologist

AND LIFESTYLE LIMITED- RRL BANGALORE



Patient Name : Mr.SUBRAMANYA SASTRY	Collected : 09/Nov/2024 09:07AM
Age/Gender : 54 Y 9 M 28 D/M	Received : 09/Nov/2024 12:13PM
UHID/MR No : CJPN.0000098987	Reported : 09/Nov/2024 02:08PM
Visit ID : CJPNOPV212144	Status : Final Report
Ref Doctor : Self	Sponsor Name : ARCOFEMI HEALTHCARE LIMITED
Emp/Auth/TPA ID : 22S30001	

DEPARTMENT OF HAEMATOLOGY

ARCOFEMI - MEDIWHEEL - FULL BODY ANNUAL PLUS ABOVE 50Y MALE - 2D ECHO - PAN INDIA - FY2324


PLATELETS: appear adequate in number.

HEMOPARASITES: negative

IMPRESSION: NORMOCYTIC NORMOCHROMIC BLOOD PICTURE



Dr. Vidya Aniket Gore
M.B.B.S,M.D(Pathology)
Consultant Pathologist



Dr Priya Murthy
M.B.B.S,M.D(Pathology)
Consultant Pathologist

AND LIFESTYLE LIMITED- RRL BANGALORE



Patient Name : Mr.SUBRAMANYA SASTRY	Collected : 09/Nov/2024 09:07AM
Age/Gender : 54 Y 9 M 28 D/M	Received : 09/Nov/2024 12:13PM
UHID/MR No : CJPN.0000098987	Reported : 09/Nov/2024 04:38PM
Visit ID : CJPNOPV212144	Status : Final Report
Ref Doctor : Self	Sponsor Name : ARCOFEMI HEALTHCARE LIMITED
Emp/Auth/TPA ID : 22S30001	

DEPARTMENT OF HAEMATOLOGY

ARCOFEMI - MEDIWHEEL - FULL BODY ANNUAL PLUS ABOVE 50Y MALE - 2D ECHO - PAN INDIA - FY2324

Test Name	Result	Unit	Bio. Ref. Interval	Method
BLOOD GROUP ABO AND RH FACTOR , WHOLE BLOOD EDTA				
BLOOD GROUP TYPE	O			Microplate Hemagglutination
Rh TYPE	Positive			Microplate Hemagglutination



Dr. Vidya Aniket Gore
M.B.B.S,M.D(Pathology)
Consultant Pathologist



Dr Priya Murthy
M.B.B.S,M.D(Pathology)
Consultant Pathologist

AND LIFESTYLE LIMITED- RRL BANGALORE



Patient Name : Mr.SUBRAMANYA SASTRY	Collected : 09/Nov/2024 09:07AM
Age/Gender : 54 Y 9 M 28 D/M	Received : 09/Nov/2024 12:36PM
UHID/MR No : CJPN.0000098987	Reported : 09/Nov/2024 01:11PM
Visit ID : CJPNOPV212144	Status : Final Report
Ref Doctor : Self	Sponsor Name : ARCOFEMI HEALTHCARE LIMITED
Emp/Auth/TPA ID : 22S30001	

DEPARTMENT OF BIOCHEMISTRY

ARCOFEMI - MEDIWHEEL - FULL BODY ANNUAL PLUS ABOVE 50Y MALE - 2D ECHO - PAN INDIA - FY2324

Test Name	Result	Unit	Bio. Ref. Interval	Method
GLUCOSE, FASTING , NAF PLASMA	146	mg/dL	70-100	HEXOKINASE

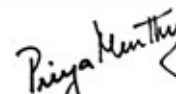
Comment:

As per American Diabetes Guidelines, 2023

Fasting Glucose Values in mg/dL	Interpretation
70-100 mg/dL	Normal
100-125 mg/dL	Prediabetes
≥126 mg/dL	Diabetes
<70 mg/dL	Hypoglycemia

Note:

- 1.The diagnosis of Diabetes requires a fasting plasma glucose of > or = 126 mg/dL and/or a random / 2 hr post glucose value of > or = 200 mg/dL on at least 2 occasions.
2. Very high glucose levels (>450 mg/dL in adults) may result in Diabetic Ketoacidosis & is considered critical.


 Dr Priya Murthy
 M.B.B.S.,M.D(Pathology)
 Consultant Pathologist



Patient Name : Mr.SUBRAMANYA SASTRY	Collected : 09/Nov/2024 12:14PM
Age/Gender : 54 Y 9 M 28 D/M	Received : 09/Nov/2024 05:24PM
UHID/MR No : CJPN.0000098987	Reported : 09/Nov/2024 06:20PM
Visit ID : CJPNOPV212144	Status : Final Report
Ref Doctor : Self	Sponsor Name : ARCOFEMI HEALTHCARE LIMITED
Emp/Auth/TPA ID : 22S30001	


DEPARTMENT OF BIOCHEMISTRY

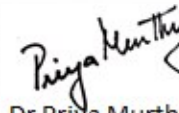
ARCOFEMI - MEDIWHEEL - FULL BODY ANNUAL PLUS ABOVE 50Y MALE - 2D ECHO - PAN INDIA - FY2324

Test Name	Result	Unit	Bio. Ref. Interval	Method
GLUCOSE, POST PRANDIAL (PP), 2 HOURS , SODIUM FLUORIDE PLASMA (2 HR)	244	mg/dL	70-140	HEXOKINASE

Comment:

It is recommended that FBS and PPBS should be interpreted with respect to their Biological reference ranges and not with each other.
 Conditions which may lead to lower postprandial glucose levels as compared to fasting glucose levels may be due to reactive hypoglycemia, dietary meal content, duration or timing of sampling after food digestion and absorption, medications such as insulin preparations, sulfonylureas, amylin analogues, or conditions such as overproduction of insulin.


 Dr.Govinda Raju N L
 MSc,PhD(Biochemistry)
 Consultant Biochemistry


 Dr Priya Murthy
 M.B.B.S,M.D(Pathology)
 Consultant Pathologist



THIS TEST HAS BEEN PERFORMED AT APOLLO HEALTH AND LIFESTYLE LIMITED- RRL BANGALORE
 SIN No:JPR241100899

Apollo Health and Lifestyle Limited (CIN - U06110TC2000PHG115819)
 Regd. Office: 1-10-60/62, Ashoka Raghupathi Chambers, 5th Floor, Begumpet, Hyderabad, Telangana - 500 016 |
 www.apollohl.com | Email ID: enquiry@apollohl.com, Ph No: 040-4904 7777, Fax No: 4904 7744

Address:
 32/100/125, Doddabangla Village, Neeladri Main Road,
 Neeladri Nagar, Electronic city, Bengaluru,
 Karnataka - 560034

Patient Name : Mr.SUBRAMANYA SASTRY	Collected : 09/Nov/2024 09:07AM
Age/Gender : 54 Y 9 M 28 D/M	Received : 09/Nov/2024 12:39PM
UHID/MR No : CJPN.000098987	Reported : 09/Nov/2024 03:12PM
Visit ID : CJPNOPV212144	Status : Final Report
Ref Doctor : Self	Sponsor Name : ARCOFEMI HEALTHCARE LIMITED
Emp/Auth/TPA ID : 22S30001	

DEPARTMENT OF BIOCHEMISTRY

ARCOFEMI - MEDIWHEEL - FULL BODY ANNUAL PLUS ABOVE 50Y MALE - 2D ECHO - PAN INDIA - FY2324

Test Name	Result	Unit	Bio. Ref. Interval	Method
HBA1C (GLYCATED HEMOGLOBIN) , WHOLE BLOOD EDTA				
HBA1C, GLYCATED HEMOGLOBIN	6.9	%		HPLC
ESTIMATED AVERAGE GLUCOSE (eAG)	151	mg/dL		Calculated

Comment:

Reference Range as per American Diabetes Association (ADA) 2023 Guidelines:

REFERENCE GROUP	HBA1C %
NON DIABETIC	<5.7
PREDIABETES	5.7 – 6.4
DIABETES	≥ 6.5
DIABETICS	
EXCELLENT CONTROL	6 – 7
FAIR TO GOOD CONTROL	7 – 8
UNSATISFACTORY CONTROL	8 – 10
POOR CONTROL	>10

Note: Dietary preparation or fasting is not required.

1. HbA1c is recommended by American Diabetes Association for Diagnosing Diabetes and monitoring Glycemic Control by American Diabetes Association guidelines 2023.

2. Trends in HbA1c values is a better indicator of Glycemic control than a single test.

3. Low HbA1c in Non-Diabetic patients are associated with Anemia (Iron Deficiency/Hemolytic), Liver Disorders, Chronic Kidney Disease. Clinical Correlation is advised in interpretation of low Values.


4. Falsely low HbA1c (below 4%) may be observed in patients with clinical conditions that shorten erythrocyte life span or decrease mean erythrocyte age. HbA1c may not accurately reflect glycemic control when clinical conditions that affect erythrocyte survival are present.

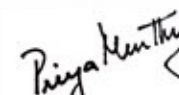
5. In cases of Interference of Hemoglobin variants in HbA1c, alternative methods (Fructosamine) estimation is recommended for Glycemic Control

A: HbF >25%

B: Homozygous Hemoglobinopathy.

(Hb Electrophoresis is recommended method for detection of Hemoglobinopathy)


Dr. Govinda Raju N L
 MSc, PhD (Biochemistry)
 Consultant Biochemistry


Dr Priya Murthy
 M.B.B.S, M.D (Pathology)
 Consultant Pathologist



THIS TEST HAS BEEN PERFORMED AT APOLLO HEALTH AND LIFESTYLE LIMITED- RRL BANGALORE

SIN No: JPR241100763

Apollo Health and Lifestyle Limited

(CIN - U061107C2009PH6115819)

Regd. Office: 1-10-60/62, Ashoka Raghupathi Chambers, 5th Floor, Begumpet, Hyderabad, Telangana - 500 016 |

www.apollohl.com | Email ID: enquiry@apollohl.com, Ph No: 040-4904 7777, Fax No: 4904 7744

Address:

32/100/125, Doddabangla Village, Neeladri Main Road, Neeladri Nagar, Electronic city, Bengaluru, Karnataka - 560034

APOLLO CLINICS NETWORK

Telangana: Hyderabad (AS Rao Nagar | Chanda Nagar | Kondapur | Nallakunta | Nizampet | Manikonda | Uppal) | Andhra Pradesh: Vizag (Seethamma Peta) | Karnataka: Bangalore (Basavanagudi | Bellandur | Electronics City | Fraser Town | HSR Layout | Indira Nagar | JP Nagar | Kundalahalli | Koramangala | Sarjapur Road) | Mysore (VV Mohalla) | Tamilnadu: Chennai (Annanagar | Kotturpuram | Mogappair | T Nagar | Valasaravakkam | Velachery) | Maharashtra: Pune (Aundh | Nigdi Pradhikaran | Viman Nagar | Wanowrie) | Uttar Pradesh: Ghaziabad (Indrapuram) | Gujarat: Ahmedabad (Satellite) | Punjab: Amritsar (Court Road) | Haryana: Faridabad (Railway Station Road)

Patient Name : Mr.SUBRAMANYA SASTRY	Collected : 09/Nov/2024 09:07AM
Age/Gender : 54 Y 9 M 28 D/M	Received : 09/Nov/2024 12:27PM
UHID/MR No : CJPN.0000098987	Reported : 09/Nov/2024 01:36PM
Visit ID : CJPNOPV212144	Status : Final Report
Ref Doctor : Self	Sponsor Name : ARCOFEMI HEALTHCARE LIMITED
Emp/Auth/TPA ID : 22S30001	

DEPARTMENT OF BIOCHEMISTRY


ARCOFEMI - MEDIWHEEL - FULL BODY ANNUAL PLUS ABOVE 50Y MALE - 2D ECHO - PAN INDIA - FY2324

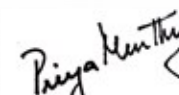
Test Name	Result	Unit	Bio. Ref. Interval	Method
LIPID PROFILE , SERUM				
TOTAL CHOLESTEROL	158	mg/dL	<200	CHO-POD
TRIGLYCERIDES	116	mg/dL	<150	GPO-POD
HDL CHOLESTEROL	50	mg/dL	40-60	Enzymatic Immunoinhibition
NON-HDL CHOLESTEROL	108	mg/dL	<130	Calculated
LDL CHOLESTEROL	84.8	mg/dL	<100	Calculated
VLDL CHOLESTEROL	23.2	mg/dL	<30	Calculated
CHOL / HDL RATIO	3.16		0-4.97	Calculated
ATHEROGENIC INDEX (AIP)	0.01		<0.11	Calculated

Comment:

Reference Interval as per National Cholesterol Education Program (NCEP) Adult Treatment Panel III Report.

	Desirable	Borderline High	High	Very High
TOTAL CHOLESTEROL	< 200	200 - 239	≥ 240	
TRIGLYCERIDES	<150	150 - 199	200 - 499	≥ 500
LDL	Optimal < 100 Near Optimal 100-129	130 - 159	160 - 189	≥ 190
HDL	≥ 60			
NON-HDL CHOLESTEROL	Optimal <130; Above Optimal 130-159	160-189	190-219	>220


Dr. Govinda Raju N L
 MSc, PhD (Biochemistry)
 Consultant Biochemistry


Dr Priya Murthy
 M.B.B.S, M.D (Pathology)
 Consultant Pathologist



THIS TEST HAS BEEN PERFORMED AT APOLLO HEALTH AND LIFESTYLE LIMITED- RRL BANGALORE
 SIN No: JPR241100758

Apollo Health and Lifestyle Limited

(CIN - U061107C2800PH6115819)
 This test has been performed at Apollo Health & Lifestyle Ltd, RRL BANGALORE Laboratory
 Regd. Office: 1-10-60/62, Ashoka Raghupathi Chambers, 5th Floor, Begumpet, Hyderabad, Telangana - 500 016 |
 www.apollohl.com | Email ID: enquiry@apollohl.com, Ph No: 040-4904 7777, Fax No: 4904 7744

Address:
 32/100/125, Doddabangla Village, Neeladri Main Road,
 Neeladri Nagar, Electronic city, Bengaluru,
 Karnataka - 560034

Patient Name : Mr.SUBRAMANYA SASTRY	Collected : 09/Nov/2024 09:07AM
Age/Gender : 54 Y 9 M 28 D/M	Received : 09/Nov/2024 12:27PM
UHID/MR No : CJPN.0000098987	Reported : 09/Nov/2024 01:36PM
Visit ID : CJPNOPV212144	Status : Final Report
Ref Doctor : Self	Sponsor Name : ARCOFEMI HEALTHCARE LIMITED
Emp/Auth/TPA ID : 22S30001	

DEPARTMENT OF BIOCHEMISTRY

ARCOFEMI - MEDIWHEEL - FULL BODY ANNUAL PLUS ABOVE 50Y MALE - 2D ECHO - PAN INDIA - FY2324

Test Name	Result	Unit	Bio. Ref. Interval	Method
LIVER FUNCTION TEST (LFT) , SERUM				
BILIRUBIN, TOTAL	0.91	mg/dL	0.3-1.2	DPD
BILIRUBIN CONJUGATED (DIRECT)	0.26	mg/dL	<0.2	DPD
BILIRUBIN (INDIRECT)	0.65	mg/dL	0.0-1.1	Dual Wavelength
ALANINE AMINOTRANSFERASE (ALT/SGPT)	33	U/L	<50	IFCC
ASPARTATE AMINOTRANSFERASE (AST/SGOT)	27.0	U/L	<50	IFCC
AST (SGOT) / ALT (SGPT) RATIO (DE RITIS)	0.8		<1.15	Calculated
ALKALINE PHOSPHATASE	80.00	U/L	30-120	IFCC
PROTEIN, TOTAL	7.06	g/dL	6.6-8.3	Biuret
ALBUMIN	4.54	g/dL	3.5-5.2	BROMO CRESOL GREEN
GLOBULIN	2.52	g/dL	2.0-3.5	Calculated
A/G RATIO	1.8		0.9-2.0	Calculated

Comment:

LFT results reflect different aspects of the health of the liver, i.e., hepatocyte integrity (AST & ALT), synthesis and secretion of bile (Bilirubin, ALP), cholestasis (ALP, GGT), protein synthesis (Albumin) Common patterns seen:


1. Hepatocellular Injury:

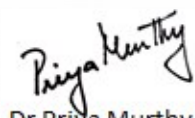
*AST – Elevated levels can be seen. However, it is not specific to liver and can be raised in cardiac and skeletal injuries.*ALT – Elevated levels indicate hepatocellular damage. It is considered to be most specific lab test for hepatocellular injury. Values also correlate well with increasing BMI. Disproportionate increase in AST, ALT compared with ALP. AST: ALT (ratio) – In case of hepatocellular injury AST: ALT > 1 In Alcoholic Liver Disease AST: ALT usually >2. This ratio is also seen to be increased in NAFLD, Wilsons’s diseases, Cirrhosis, but the increase is usually not >2.

2. Cholestatic Patten:*ALP – Disproportionate increase in ALP compared with AST, ALT. ALP elevation also seen in pregnancy, impacted by age and sex.*Bilirubin elevated- predominantly direct , To establish the hepatic origin correlation with elevated GGT helps.

3. Synthetic function impairment:*Albumin- Liver disease reduces albumin levels, Correlation with PT (Prothrombin Time) helps.

4. Associated tests for assessment of liver fibrosis - Fibrosis-4 and APRI Index.


Dr.Govinda Raju N L
MSc,PhD(Biochemistry)
Consultant Biochemistry


Dr Priya Murthy
M.B.B.S,M.D(Pathology)
Consultant Pathologist



THIS TEST HAS BEEN PERFORMED AT APOLLO HEALTH AND LIFESTYLE LIMITED- RRL BANGALORE
SIN No:JPR241100758

Apollo Health and Lifestyle Limited

(CIN - U061107C2800PH611589)
This test has been performed at Apollo Health & Lifestyle Ltd, RRL BANGALORE Laboratory
Regd. Office: 1-10-60/62, Ashoka Raghupathi Chambers, 5th Floor, Begumpet, Hyderabad, Telangana - 500 016 |
www.apollohl.com | Email ID: enquiry@apollohl.com, Ph No: 040-4904 7777, Fax No: 4904 7744

Address:
32/100/125, Doddabangla Village, Neeladri Main Road,
Neeladri Nagar, Electronic city, Bengaluru,
Karnataka- 560034


1860 500 7788
www.apolloclinic.com

Patient Name : Mr.SUBRAMANYA SASTRY	Collected : 09/Nov/2024 09:07AM
Age/Gender : 54 Y 9 M 28 D/M	Received : 09/Nov/2024 12:27PM
UHID/MR No : CJPN.0000098987	Reported : 09/Nov/2024 01:36PM
Visit ID : CJPNOPV212144	Status : Final Report
Ref Doctor : Self	Sponsor Name : ARCOFEMI HEALTHCARE LIMITED
Emp/Auth/TPA ID : 22S30001	


DEPARTMENT OF BIOCHEMISTRY

ARCOFEMI - MEDIWHEEL - FULL BODY ANNUAL PLUS ABOVE 50Y MALE - 2D ECHO - PAN INDIA - FY2324

Test Name	Result	Unit	Bio. Ref. Interval	Method
RENAL PROFILE/KIDNEY FUNCTION TEST (RFT/KFT) , SERUM				
CREATININE	1.01	mg/dL	0.84 - 1.25	Modified Jaffe, Kinetic
UREA	36.00	mg/dL	17-43	GLDH, Kinetic Assay
BLOOD UREA NITROGEN	16.8	mg/dL	8.0 - 23.0	Calculated
URIC ACID	5.69	mg/dL	3.5-7.2	Uricase PAP
CALCIUM	9.80	mg/dL	8.8-10.6	Arsenazo III
PHOSPHORUS, INORGANIC	3.39	mg/dL	2.5-4.5	Phosphomolybdate Complex
SODIUM	136	mmol/L	136-146	ISE (Indirect)
POTASSIUM	4.8	mmol/L	3.5-5.1	ISE (Indirect)
CHLORIDE	104	mmol/L	101-109	ISE (Indirect)
PROTEIN, TOTAL	7.06	g/dL	6.6-8.3	Biuret
ALBUMIN	4.54	g/dL	3.5-5.2	BROMO CRESOL GREEN
GLOBULIN	2.52	g/dL	2.0-3.5	Calculated
A/G RATIO	1.8		0.9-2.0	Calculated



Dr. Govinda Raju N L
MSc, PhD (Biochemistry)
Consultant Biochemistry



Dr Priya Murthy
M.B.B.S, M.D (Pathology)
Consultant Pathologist



THIS TEST HAS BEEN PERFORMED AT APOLLO HEALTH AND LIFESTYLE LIMITED- RRL BANGALORE
SIN No: JPR241100758

Apollo Health and Lifestyle Limited

(CIN - U06110TC2800PHG115819)
Regd. Office: 1-10-60/62, Ashoka Raghupathi Chambers, 5th Floor, Begumpet, Hyderabad, Telangana - 500 016 |
www.apollohl.com | Email ID: enquiry@apollohl.com, Ph No: 040-4904 7777, Fax No: 4904 7744


Address:
32/100/125, Doddabangla Village, Neeladri Main Road,
Neeladri Nagar, Electronic city, Bengaluru,
Karnataka - 560034

Patient Name : Mr.SUBRAMANYA SASTRY	Collected : 09/Nov/2024 09:07AM
Age/Gender : 54 Y 9 M 28 D/M	Received : 09/Nov/2024 12:27PM
UHID/MR No : CJPN.0000098987	Reported : 09/Nov/2024 01:34PM
Visit ID : CJPNOPV212144	Status : Final Report
Ref Doctor : Self	Sponsor Name : ARCOFEMI HEALTHCARE LIMITED
Emp/Auth/TPA ID : 22S30001	

DEPARTMENT OF BIOCHEMISTRY

ARCOFEMI - MEDIWHEEL - FULL BODY ANNUAL PLUS ABOVE 50Y MALE - 2D ECHO - PAN INDIA - FY2324

Test Name	Result	Unit	Bio. Ref. Interval	Method
GAMMA GLUTAMYL TRANSPEPTIDASE (GGT) , SERUM	40.00	U/L	<55	IFCC



Dr Priya Murthy
M.B.B.S.,M.D(Pathology)
Consultant Pathologist



Patient Name : Mr.SUBRAMANYA SASTRY	Collected : 09/Nov/2024 09:07AM
Age/Gender : 54 Y 9 M 28 D/M	Received : 09/Nov/2024 12:33PM
UHID/MR No : CJPN.0000098987	Reported : 09/Nov/2024 06:23PM
Visit ID : CJPNOPV212144	Status : Final Report
Ref Doctor : Self	Sponsor Name : ARCOFEMI HEALTHCARE LIMITED
Emp/Auth/TPA ID : 22S30001	

DEPARTMENT OF IMMUNOLOGY

ARCOFEMI - MEDIWHEEL - FULL BODY ANNUAL PLUS ABOVE 50Y MALE - 2D ECHO - PAN INDIA - FY2324

Test Name	Result	Unit	Bio. Ref. Interval	Method
THYROID PROFILE TOTAL (T3, T4, TSH) , SERUM				
TRI-iodothyronine (T3, TOTAL)	1.1	ng/mL	0.7-2.04	CLIA
THYROXINE (T4, TOTAL)	11.8	µg/dL	5.48-14.28	CLIA
THYROID STIMULATING HORMONE (TSH)	1.697	µIU/mL	0.34-5.60	CLIA


Comment:

For pregnant females	Bio Ref Range for TSH in uIU/ml (As per American Thyroid Association)
First trimester	0.1 - 2.5
Second trimester	0.2 – 3.0
Third trimester	0.3 – 3.0

- TSH is a glycoprotein hormone secreted by the anterior pituitary. TSH activates production of T3 (Triiodothyronine) and its prohormone T4 (Thyroxine). Increased blood level of T3 and T4 inhibit production of TSH.
- TSH is elevated in primary hypothyroidism and will be low in primary hyperthyroidism. Elevated or low TSH in the context of normal free thyroxine is often referred to as sub-clinical hypo- or hyperthyroidism respectively.
- Both T4 & T3 provides limited clinical information as both are highly bound to proteins in circulation and reflects mostly inactive hormone. Only a very small fraction of circulating hormone is free and biologically active.
- Significant variations in TSH can occur with circadian rhythm, hormonal status, stress, sleep deprivation, medication & circulating antibodies.

TSH	T3	T4	FT4	Conditions
High	Low	Low	Low	Primary Hypothyroidism, Post Thyroidectomy, Chronic Autoimmune Thyroiditis
High	N	N	N	Subclinical Hypothyroidism, Autoimmune Thyroiditis, Insufficient Hormone Replacement Therapy.
N/Low	Low	Low	Low	Secondary and Tertiary Hypothyroidism
Low	High	High	High	Primary Hyperthyroidism, Goitre, Thyroiditis, Drug effects, Early Pregnancy
Low	N	N	N	Subclinical Hyperthyroidism
Low	Low	Low	Low	Central Hypothyroidism, Treatment with Hyperthyroidism
Low	N	High	High	Thyroiditis, Interfering Antibodies
N/Low	High	N	N	T3 Thyrotoxicosis, Non thyroidal causes


Dr. Govinda Raju N L
 MSc, PhD (Biochemistry)
 Consultant Biochemistry


Dr Priya Murthy
 M.B.B.S, M.D (Pathology)
 Consultant Pathologist



THIS TEST HAS BEEN PERFORMED AT APOLLO HEALTH AND LIFESTYLE LIMITED- RRL BANGALORE
 SIN No: JPR241100757

Apollo Health and Lifestyle Limited (CIN: U061107C2800PH6115849)
 This test has been performed at Apollo Health & Lifestyle Ltd, RRL BANGALORE Laboratory
 Regd. Office: 1-10-60/62, Ashoka Raghupathi Chambers, 5th Floor, Begumpet, Hyderabad, Telangana - 500 016 |
 www.apollohl.com | Email ID: enquiry@apollohl.com, Ph No: 040-4904 7777, Fax No: 4904 7744

Address:
 5th Floor, Delectables, 1st Stage, Neeladri Main Road,
 Neeladri Nagar, Electronic city, Bengaluru,
 Karnataka - 560034


1860 500 7788
 www.apolloclinic.com

Patient Name : Mr.SUBRAMANYA SASTRY	Collected : 09/Nov/2024 09:07AM
Age/Gender : 54 Y 9 M 28 D/M	Received : 09/Nov/2024 12:33PM
UHID/MR No : CJPN.0000098987	Reported : 09/Nov/2024 06:23PM
Visit ID : CJPNOPV212144	Status : Final Report
Ref Doctor : Self	Sponsor Name : ARCOFEMI HEALTHCARE LIMITED
Emp/Auth/TPA ID : 22S30001	

DEPARTMENT OF IMMUNOLOGY

ARCOFEMI - MEDIWHEEL - FULL BODY ANNUAL PLUS ABOVE 50Y MALE - 2D ECHO - PAN INDIA - FY2324

High	High	High	High	Pituitary Adenoma; TSHoma/Thyrotropinoma
------	------	------	------	--

Govinda Raju
Dr.Govinda Raju N L
 MSc,PhD(Biochemistry)
 Consultant Biochemistry

Priya Murthy
Dr Priya Murthy
 M.B.B.S,M.D(Pathology)
 Consultant Pathologist



THIS TEST HAS BEEN PERFORMED AT APOLLO HEALTH AND LIFESTYLE LIMITED- RRL BANGALORE
 SIN No:JPR241100757

Apollo Health and Lifestyle Limited

(CIN - U06110TC2000PLG115819)
 Regd. Office: 1-10-60/62, Ashoka Raghupathi Chambers, 5th Floor, Begumpet, Hyderabad, Telangana - 500 016 |
 www.apollohl.com | Email ID: enquiry@apollohl.com, Ph No: 040-4904 7777, Fax No: 4904 7744

Address:
 32/100/125, Doddabangla Village, Neeladri Main Road,
 Neeladri Nagar, Electronic city, Bengaluru,
 Karnataka - 560034

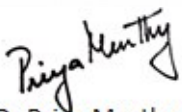
 **1860 500 7788**
www.apolloclinic.com

Patient Name : Mr.SUBRAMANYA SASTRY	Collected : 09/Nov/2024 09:07AM
Age/Gender : 54 Y 9 M 28 D/M	Received : 09/Nov/2024 12:33PM
UHID/MR No : CJPN.0000098987	Reported : 09/Nov/2024 01:25PM
Visit ID : CJPNOPV212144	Status : Final Report
Ref Doctor : Self	Sponsor Name : ARCOFEMI HEALTHCARE LIMITED
Emp/Auth/TPA ID : 22S30001	

DEPARTMENT OF IMMUNOLOGY

ARCOFEMI - MEDIWHEEL - FULL BODY ANNUAL PLUS ABOVE 50Y MALE - 2D ECHO - PAN INDIA - FY2324

Test Name	Result	Unit	Bio. Ref. Interval	Method
TOTAL PROSTATIC SPECIFIC ANTIGEN (tPSA) , SERUM	2.570	ng/mL	0-4	CLIA



Dr Priya Murthy
M.B.B.S.,M.D(Pathology)
Consultant Pathologist



Patient Name : Mr.SUBRAMANYA SASTRY	Collected : 09/Nov/2024 09:07AM
Age/Gender : 54 Y 9 M 28 D/M	Received : 09/Nov/2024 01:49PM
UHID/MR No : CJPN.0000098987	Reported : 09/Nov/2024 02:09PM
Visit ID : CJPNOPV212144	Status : Final Report
Ref Doctor : Self	Sponsor Name : ARCOFEMI HEALTHCARE LIMITED
Emp/Auth/TPA ID : 22S30001	

DEPARTMENT OF CLINICAL PATHOLOGY


ARCOFEMI - MEDIWHEEL - FULL BODY ANNUAL PLUS ABOVE 50Y MALE - 2D ECHO - PAN INDIA - FY2324

Test Name	Result	Unit	Bio. Ref. Interval	Method
COMPLETE URINE EXAMINATION (CUE) , URINE				
PHYSICAL EXAMINATION				
COLOUR	PALE YELLOW		PALE YELLOW	Visual
TRANSPARENCY	CLEAR		CLEAR	Physical Measurement
pH	5.5		5-7.5	Double Indicator
SP. GRAVITY	1.020		1.002-1.030	Bromothymol Blue
BIOCHEMICAL EXAMINATION				
URINE PROTEIN	NEGATIVE		NEGATIVE	Protein Error Of Indicator
GLUCOSE	POSITIVE +++		NEGATIVE	Glucose Oxidase
URINE BILIRUBIN	NEGATIVE		NEGATIVE	Azo Coupling Reaction
URINE KETONES (RANDOM)	NEGATIVE		NEGATIVE	Sodium Nitro Prusside
UROBILINOGEN	NORMAL		NORMAL	Modified Ehrlich Reaction
NITRITE	NEGATIVE		NEGATIVE	Diazotization
LEUCOCYTE ESTERASE	NEGATIVE		NEGATIVE	Leucocyte Esterase
CENTRIFUGED SEDIMENT WET MOUNT AND MICROSCOPY				
PUS CELLS	3-4	/hpf	0-5	Microscopy
EPITHELIAL CELLS	2-3	/hpf	<10	Microscopy
RBC	NIL	/hpf	0-2	Microscopy
CASTS	NIL		0-2 Hyaline Cast	Microscopy
CRYSTALS	ABSENT		ABSENT	Microscopy

Result is rechecked manually.

Comment:

All urine samples are checked for adequacy and suitability before examination. All abnormal chemical examination are rechecked and verified by manual methods. Microscopy findings are reported as an average of 10 high power fields.


Dr. Rajalakshmi D
 M.B.B.S,M.D
 Consultant Pathologist


Dr. Vidya Aniket Gore
 M.B.B.S,M.D(Pathology)
 Consultant Pathologist



THIS TEST HAS BEEN PERFORMED AT APOLLO HEALTH

Apollo Health and Lifestyle Limited (CIN - 063110132000PLC115017)
 Registered Office: Pathi Chambers, 5th Floor, Begumpet, Hyderabad, Telangana - 500 016 |
 www.apollohl.com | Email ID: enquiry@apollohl.com, Ph No: 040-4904 7777, Fax No: 4904 7744
 This test has been performed at Apollo Health & Lifestyle Ltd, RRL BANGALORE Laboratory

Address:
 323/100/123, Doddathangur Village, Neeladri Main Road,
 Neeladri Nagar, Electronic city, Bengaluru,
 Karnataka - 560034


1860 500 7788
 www.apolloclinic.com


Patient Name : Mr.SUBRAMANYA SASTRY	Collected : 09/Nov/2024 09:07AM
Age/Gender : 54 Y 9 M 28 D/M	Received : 09/Nov/2024 04:44PM
UHID/MR No : CJPN.0000098987	Reported : 09/Nov/2024 06:09PM
Visit ID : CJPNOPV212144	Status : Final Report
Ref Doctor : Self	Sponsor Name : ARCOFEMI HEALTHCARE LIMITED
Emp/Auth/TPA ID : 22S30001	

DEPARTMENT OF CLINICAL PATHOLOGY

ARCOFEMI - MEDIWHEEL - FULL BODY ANNUAL PLUS ABOVE 50Y MALE - 2D ECHO - PAN INDIA - FY2324

Test Name	Result	Unit	Bio. Ref. Interval	Method
URINE GLUCOSE(POST PRANDIAL)	POSITIVE +++		NEGATIVE	GOD-POD

Result is rechecked. Kindly correlate clinically.


Dr. Rajalakshmi D
 M.B.B.S,M.D
 Consultant Pathologist


Dr. Vidya Aniket Gore
 M.B.B.S,M.D(Pathology)
 Consultant Pathologist



THIS TEST HAS BEEN PERFORMED AT APOLLO HEALTH

Apollo Health and Lifestyle Limited (CIN - 063110132000PLC115017)
 Registered Office: Pathi Chambers, 5th Floor, Begumpet, Hyderabad, Telangana - 500 016 |
 www.apollohl.com | Email ID: enquiry@apollohl.com, Ph No: 040-4904 7777, Fax No: 4904 7744
 This test has been performed at Apollo Health & Lifestyle Ltd, RRL BANGALORE Laboratory

Address:
 323/100/123, Doddathangur Village, Neeladri Main Road,
 Neeladri Nagar, Electronic city, Bengaluru,
 Karnataka - 560034


1860 500 7788
 www.apolloclinic.com

Patient Name : Mr.SUBRAMANYA SASTRY	Collected : 09/Nov/2024 09:07AM
Age/Gender : 54 Y 9 M 28 D/M	Received : 09/Nov/2024 01:49PM
UHID/MR No : CJPN.0000098987	Reported : 09/Nov/2024 03:20PM
Visit ID : CJPNOPV212144	Status : Final Report
Ref Doctor : Self	Sponsor Name : ARCOFEMI HEALTHCARE LIMITED
Emp/Auth/TPA ID : 22S30001	

DEPARTMENT OF CLINICAL PATHOLOGY

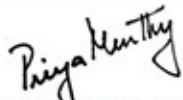
ARCOFEMI - MEDIWHEEL - FULL BODY ANNUAL PLUS ABOVE 50Y MALE - 2D ECHO - PAN INDIA - FY2324

Test Name	Result	Unit	Bio. Ref. Interval	Method
URINE GLUCOSE(FASTING)	POSITIVE ++		NEGATIVE	GOD-POD

*** End Of Report ***



Dr. Vidya Aniket Gore
M.B.B.S,M.D(Pathology)
Consultant Pathologist



Dr Priya Murthy
M.B.B.S,M.D(Pathology)
Consultant Pathologist

AND LIFESTYLE LIMITED- RRL BANGALORE




Patient Name	: Mr.SUBRAMANYA SASTRY	Collected	: 09/Nov/2024 09:07AM
Age/Gender	: 54 Y 9 M 28 D/M	Received	: 09/Nov/2024 01:49PM
UHID/MR No	: CJPN.0000098987	Reported	: 09/Nov/2024 03:20PM
Visit ID	: CJNOPV212144	Status	: Final Report
Ref Doctor	: Self	Sponsor Name	: ARCOFEMI HEALTHCARE LIMITED
Emp/Auth/TPA ID	: 22S30001		

TERMS AND CONDITIONS GOVERNING THIS REPORT

1. Reported results are for information and interpretation of the referring doctor or such other medical professionals, who understand reporting units, reference ranges and limitation of technologies. Laboratories not be responsible for any interpretation whatsoever.
2. It is presumed that the tests performed are, on the specimen / sample being to the patient named or identified and the verifications of particulars have been confirmed by the patient or his / her representative at the point of generation of said specimen.
3. The reported results are restricted to the given specimen only. Results may vary from lab to lab and from time to time for the same parameter for the same patient (within subject biological variation).
4. The patient details along with their results in certain cases like notifiable diseases and as per local regulatory requirements will be communicated to the assigned regulatory bodies.
5. The patient samples can be used as part of internal quality control, test verification, data analysis purposes within the testing scope of the laboratory.
6. This report is not valid for medico legal purposes. It is performed to facilitate medical diagnosis only.



Dr. Vidya Aniket Gore
M.B.B.S,M.D(Pathology)
Consultant Pathologist



Dr Priya Murthy
M.B.B.S,M.D(Pathology)
Consultant Pathologist

AND LIFESTYLE LIMITED- RRL BANGALORE



Regd. Office: 323/100/123, Doddathangur Village, Neeladri Main Road, Neeladri Nagar, Electronic city, Bengaluru, Karnataka - 560034
 U85110TG2000PLC115819
 Apollo Health & Lifestyle Limited, RRL BANGALORE Laboratory
 Pathi Chambers, 5th Floor, Begumpet, Hyderabad, Telangana - 500 016 |
 www.apollohl.com | Email ID: enquiry@apollohl.com, Ph No: 040-4904 7777, Fax No: 4904 7744

Address:
323/100/123, Doddathangur Village, Neeladri Main Road,
Neeladri Nagar, Electronic city, Bengaluru,
Karnataka - 560034



Patient Name	: Mr. Subramanya Sastry	Age	: 54Yrs 9Mths 29Days
UHID	: C.JPN.0000098987	OP Visit No.	: C.JPNOPV212144
Printed On	: 09-11-2024 08:37 AM	Advised/Pres Doctor	: --
Department	: Radiology	Qualification	: --
Referred By	: Self	Registration No.	: --
Employeer Id	: 22S30001		

DEPARTMENT OF RADIOLOGY

X-RAY CHEST PA VIEW

Lung fields are clear.

Cardio thoracic ratio is normal.

Apices, costo and cardio phrenic angles are free.

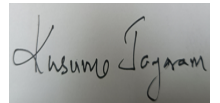
Cardio vascular shadow and hila show no abnormal feature.

Bony thorax shows no significant abnormality.

Domes of diaphragm are well delineated.


IMPRESSION: NO SIGNIFICANT ABNORMALITY DETECTED.

---End Of The Report---



Dr. KUSUMA JAYARAM
MBBS,DMRD

--
Radiology

Name : Mr. Subramanya Sastry	Age : 54Y 9M 28D	UHID : CJPN.0000098987
Address : Sec-56 Gurgaon Haryana INDIA 122011	sex : Male	
Plan : ARCOFEMI MEDIWHEEL MALE AHC CREDIT PAN INDIA OP AGREEMENT		CJPN.0000098987
		OP No : CJPNOPV212144
		Bill No : CJPN-OCR-76330
		Date : Nov 9th, 2024, 9:02 AM

Sno.	Service Type/Service Name	Department	
1	ARCOFEMI - MEDIWHEEL - FULL BODY ANNUAL PLUS ABOVE 50Y MALE - 2D ECHO - PAN INDIA - FY2324		
1	DENTAL CONSULTATION -15	Consultation	<input type="checkbox"/>
2	PROSTATIC SPECIFIC ANTIGEN (PSA TOTAL)	Biochemistry	<input type="checkbox"/>
3	THYROID PROFILE (TOTAL T3, TOTAL T4, TSH)	Biochemistry	<input type="checkbox"/>
4	HbA1c, GLYCATED HEMOGLOBIN	Biochemistry	<input type="checkbox"/>
5	ULTRASOUND - WHOLE ABDOMEN -10	Ultrasound Radiology	<input type="checkbox"/>
6	OPHTHAL BY GENERAL PHYSICIAN	Consultation	<input type="checkbox"/>
7	ENT CONSULTATION -5	Consultation	<input type="checkbox"/>
8	DIET CONSULTATION -18	Consultation	<input type="checkbox"/>
9	FITNESS BY GENERAL PHYSICIAN	Consultation	<input type="checkbox"/>
10	2 D ECHO	Cardiology	<input type="checkbox"/>
11	X-RAY CHEST PA	X Ray Radiology	<input type="checkbox"/>
12	ECG -07	Cardiology	<input type="checkbox"/>
13	BODY MASS INDEX (BMI)	General	<input type="checkbox"/>
14	BLOOD GROUP ABO AND RH FACTOR	Blood Bank	<input type="checkbox"/>
15	COMPLETE URINE EXAMINATION	Clinical Pathology	<input type="checkbox"/>
16	HEMOGRAM + PERIPHERAL SMEAR	Haematology	<input type="checkbox"/>
17	RENAL PROFILE/RENAL FUNCTION TEST (RFT/KFT)	Biochemistry	<input type="checkbox"/>
18	GAMMA GLUTAMYL TRANSFERASE (GGT)	Biochemistry	<input type="checkbox"/>
19	LIVER FUNCTION TEST (LFT)	Biochemistry	<input type="checkbox"/>
20	LIPID PROFILE	Biochemistry	<input type="checkbox"/>
21	URINE GLUCOSE(POST PRANDIAL)	Clinical Pathology	<input type="checkbox"/>
22	URINE GLUCOSE(FASTING)	Clinical Pathology	<input type="checkbox"/>
23	GLUCOSE, POST PRANDIAL (PP), 2 HOURS (POST MEAL) -06	Biochemistry	<input type="checkbox"/>
24	GLUCOSE, FASTING	Biochemistry	<input type="checkbox"/>

wt - 92.1kg

Height - 174 cm

BP - 123/83

PR - 96

BMI - 30.4

Mr. Subramanya Sastri

54 / M 98987.

Height :	Weight :	BMI :	Waist Circum :
Temp :	Pulse :	Resp :	B.P :

General Examination / Allergies
History

Clinical Diagnosis & Management Plan

Regular checkup.

H/O DM x 6 months L/RX

unaided v.u.

H/O OD - cat done.

X 6/6P
6/9P.


Rx of Plano.

Add : + 2.50 DS.

Advice to use plano reading.

Follow up date:


Doctor Signature



ಸುಬ್ರಹ್ಮಣ್ಯ ಶಾಸ್ತ್ರಿ
Subrahmanya Sastry
ಬಂದ್ ದಿವಾಸ್ / DOB : 12/01/1970
ಪುರುಷ / Male

3305 2112 4145

ಆಧಾರ್ - ಶ್ರೀಸಾಮಾನ್ಯನ ಅಧಿಕಾರ



प्रति,

समन्वयक,
MediWheel (M/s. Arcofemi Healthcare Pvt. Ltd.)

महोदय/ महोदया,

विषय: बैंक ऑफ़ बड़ौदा के कर्मचारियों के लिए वार्षिक स्वास्थ्य जांच।

हम आपको सूचित करना चाहते हैं कि हमारे कर्मचारी की पत्नी/पति जिनके विवरण निम्नानुसार हैं हमारे करार के अनुसार आपके द्वारा उपलब्ध कराई गई कैशलेस वार्षिक स्वास्थ्य जांच सुविधा का लाभ लेना चाहते हैं।

स्वास्थ्य जांच लाभार्थी के विवरण	
नाम	SHASTRY SUBRAMANYA
जन्म की तारीख	12-01-1970
कर्मचारी की पत्नी/पति के स्वास्थ्य जांच की प्रस्तावित तारीख	10-08-2024
बुकिंग संदर्भ सं.	24S62782100109122S
पत्नी/पति के विवरण	
कर्मचारी का नाम	MRS. N SUMA
कर्मचारी की क.कू.संख्या	62782
कर्मचारी का पद	JOINT MANAGER
कर्मचारी के कार्य का स्थान	BANGALORE,SARAKKI
कर्मचारी के जन्म की तारीख	28-08-1978

यह अनुमोदन/ संस्तुति पत्र तभी वैध माना जाएगा जब इसे बैंक ऑफ़ बड़ौदा के कर्मचारी आईडी कार्ड की प्रति के साथ प्रस्तुत किया जाएगा। यह अनुमोदन पत्र दिनांक **25-07-2024** से **31-03-2025** तक मान्य है। इस पत्र के साथ किए जाने वाले चिकित्सा जांच की सूची अनुलग्नक के रूप में दी गई है। कृपया नोट करें कि उक्त स्वास्थ्य जांच हमारी टाई-अप व्यवस्था के अनुसार कैशलेस सुविधा है। हम अनुरोध करते हैं कि आप हमारे कर्मचारी के पत्नी/पति की स्वास्थ्य जांच संबंधी आवश्यकताओं पर उचित कार्रवाई करें तथा इस संबंध में अपनी सर्वोच्च प्राथमिकता तथा सर्वोत्तम संसाधन उपलब्ध कराएं। उपर्युक्त सारणी में दी गई कर्मचारी कूट संख्या एवं बुकिंग संदर्भ संख्या का उल्लेख अनिवार्य रूप से इनवॉइस में किया जाना चाहिए।

हम इस संबंध में आपके सहयोग की अपेक्षा करते हैं।

भवदीय,

हस्ता/-

(मुख्य महाप्रबंधक)

मा.सं.प्र. एवं विपणन

बैंक ऑफ़ बड़ौदा

(नोट: यह कंप्यूटर द्वारा जनरेट किया गया पत्र है। हस्ताक्षर की आवश्यकता नहीं है। कृपया किसी भी स्पष्टीकरण के लिए MediWheel (M/s. Arcofemi Healthcare Pvt. Ltd.)से संपर्क करें।)



List of tests & consultations to be covered as part of Annual Health Check-up

S.No.	For Male	For Female
1	CBC	CBC
2	ESR	ESR
3	Blood Group & RH Factor	Blood Group & RH Factor
4	Blood and Urine Sugar Fasting	Blood and Urine Sugar Fasting
5	Blood and Urine Sugar PP	Blood and Urine Sugar PP
6	Stool Routine	Stool Routine
	Lipid Profile	Lipid Profile
7	Total Cholesterol	Total Cholesterol
8	HDL	HDL
9	LDL	LDL
10	VLDL	VLDL
11	Triglycerides	Triglycerides
12	HDL/ LDL ratio	HDL/ LDL ratio
	Liver Profile	Liver Profile
13	AST	AST
14	ALT	ALT
15	GGT	GGT
16	Bilirubin (total, direct, indirect)	Bilirubin (total, direct, indirect)
17	ALP	ALP
18	Proteins (T, Albumin, Globulin)	Proteins (T, Albumin, Globulin)
	Kidney Profile	Kidney Profile
19	Serum Creatinine	Serum Creatinine
20	Blood Urea Nitrogen	Blood Urea Nitrogen
21	Uric Acid	Uric Acid
22	HBA1C	HBA1C
23	Routine Urine Analysis	Routine Urine Analysis
24	USG Whole Abdomen	USG Whole Abdomen
	General Tests	General Tests
25	X Ray Chest	X Ray Chest
26	ECG	ECG
27	2D/3D ECHO / TMT	2D/3D ECHO / TMT
28	Stress Test	Gynaec Consultation
29	PSA Male (above 40 years)	Pap Smear (above 30 years) & Mammography (above 40 years)
30	Thyroid Profile (T3, T4, TSH)	Thyroid Profile (T3, T4, TSH)
31	Dental Check-up Consultation	Dental Check-up Consultation
32	Physician Consultation	Physician Consultation
33	Eye Check-up Consultation	Eye Check-up Consultation
34	Skin/ENT Consultation	Skin/ENT Consultation

QRS : 80 ms
QT / QTcBaz : 382 / 464 ms
PR : 136 ms
P : 98 ms
RR / PP : 674 / 674 ms
P / QRS / T : 69 / 54 / 60 degrees

Normal sinus rhythm
Nonspecific T wave abnormality
Prolonged QT
Abnormal ECG

