

...Your wellness partner

Arcofemi Healthcare Pvt Ltd

(Formerly known as Arcofemi Healthcare Ltd)

F-701A, Lado Sarai, Mehrauli, New Delhi - 110030

Email: wellness@mediwheel.in, Website: www.mediwheel.in

Tel: +91-11-41195959, Fax: +91-11-29523020

CIN: U24240DL2011PTC216307

MEDICAL FITNESS CERTIFICATE

(To be signed by a registered medical practitioner holding a Medical degree)

This is to certify that **Mosin Nurmohammed Ansari** aged **33yr**. Based on the examination, I certify that he is in good dental and physical health and it is free from any physical defects such as deafness, color blindness, and any chronic or contagious diseases.

Place: Sangamner

Date: 22/02/2025

Dr. Nitesh Kumar
Nitesh Kumar
MBBS
BCMR
2013

Name & Signature of

Medical officer

**LABORATORY REPORT : BIOCHEMISTRY**

Name	: Mr. MOSIN NURMOHAMMAD ANSARI	Age /Sex	: 33Y Y(s)/MALE
Bill Date	: 22-Feb-2025 10:29 AM	UMR No.	: 412502001007
Rec. Dt	: 22-Feb-2025 11:17 AM	Bill No.	: MCB41250201854
Rept. Dt	: 22-Feb-2025 01:48 PM	Result No	: RGR250202724
Ref By	: Dr. Sushant Shrikrishna Gite	Sample ID	: MCS413018601
Sample Type	: SERUM		

BUN(BLOOD UREA NITROGEN)

<u>Parameters</u>	<u>Result</u>	<u>Reference Range</u>	<u>Units</u>
BLOOD UREA <i>Urease kinetic</i>	25.3	16.6 - 48.5	mg/dL
BUN (Blood Urea Nitrogen.)	11.81		

*** End Of Report ***

Verified By

Pooja Sudershan Bhusal (024579)

Dr VAISHALI A RASAL

MBBS, DCP (PATHOLOGY)

CONSULTANT PATHOLOGIST



**LABORATORY REPORT : BIOCHEMISTRY**

Name	: Mr. MOSIN NURMOHAMMAD ANSARI	Age /Sex	: 33Y Y(s)/MALE
Bill Date	: 22-Feb-2025 10:29 AM	UMR No.	: 412502001007
Rec. Dt	: 22-Feb-2025 11:17 AM	Bill No.	: MCB41250201854
Rept. Dt	: 22-Feb-2025 01:48 PM	Result No	: RGR250202725
Ref By	: Dr. Sushant Shrikrishna Gite	Sample ID	: MCS413018601
Sample Type	: SERUM		

SGPT

<u>Parameters</u>	<u>Result</u>	<u>Reference Range</u>	<u>Units</u>
SGPT (ALT) <i>UV without P5P</i>	28.7	<= 41	U/L

*** End Of Report ***

Verified By

Pooja Sudershan Bhusal (024579)

Dr VAISHALI A RASAL

MBBS, DCP (PATHOLOGY)

CONSULTANT PATHOLOGIST



**LABORATORY REPORT : BIOCHEMISTRY**

Name	: Mr. MOSIN NURMOHAMMAD ANSARI	Age /Sex	: 33Y Y(s)/MALE
Bill Date	: 22-Feb-2025 10:29 AM	UMR No.	: 412502001007
Rec. Dt	: 22-Feb-2025 02:21 PM	Bill No.	: MCB41250201854
Rept. Dt	: 22-Feb-2025 03:58 PM	Result No	: RGR250202793
Ref By	: Dr. Sushant Shrikrishna Gite	Sample ID	: MCS413018643
Sample Type	: PLASMA		

PLBS (POST LUNCH BLOOD GLUCOSE)

<u>Parameters</u>	<u>Result</u>	<u>Reference Range</u>	<u>Units</u>
POST LUNCH BLOOD GLUCOSE <i>Hexokinase</i>	138.8	Normal Range : <140 Impaired Glucose Tolerance : 140 -199 Diabetes Mellitus: >=200	mg/dL

*** End Of Report ***

Verified By

Shubham Balasaheb Bhendale (018633)

Dr VAISHALI A RASAL

MBBS, DCP (PATHOLOGY)

CONSULTANT PATHOLOGIST





LABORATORY REPORT : BIOCHEMISTRY


Name	: Mr. MOSIN NURMOHAMMAD ANSARI	Age /Sex	: 33Y Y(s)/MALE
Bill Date	: 22-Feb-2025 10:29 AM	UMR No.	: 412502001007
Rec. Dt	: 22-Feb-2025 11:17 AM	Bill No.	: MCB41250201854
Rept. Dt	: 22-Feb-2025 01:48 PM	Result No	: RGR250202726
Ref By	: Dr. Sushant Shrikrishna Gite	Sample ID	: MCS413018602
Sample Type	: PLASMA		

FBS (FASTING BLOOD GLUCOSE)

<u>Parameters</u>	<u>Result</u>	<u>Reference Range</u>	<u>Units</u>
FASTING BLOOD GLUCOSE <i>Hexokinase</i>	117.2 *	Normal Range : 70 - 99 Impaired Glucose tolerance : 100 -125 Diabetes Mellitus : >=126	mg/dL

*** End Of Report ***

Verified By
Pooja Sudershan Bhusal (024579)


Dr VAISHALI A RASAL
MBBS, DCP (PATHOLOGY)
CONSULTANT PATHOLOGIST



**LABORATORY REPORT : BIOCHEMISTRY**

Name	: Mr. MOSIN NURMOHAMMAD ANSARI	Age /Sex	: 33Y Y(s)/MALE
Bill Date	: 22-Feb-2025 10:29 AM	UMR No.	: 412502001007
Rec. Dt	: 22-Feb-2025 11:17 AM	Bill No.	: MCB41250201854
Rept. Dt	: 22-Feb-2025 01:48 PM	Result No	: RGR250202727
Ref By	: Dr. Sushant Shrikrishna Gite	Sample ID	: MCS413018601
Sample Type	: SERUM		

SERUM CREATININE

<u>Parameters</u>	<u>Result</u>	<u>Reference Range</u>	<u>Units</u>
CREATININE <i>Jaffe</i>	1.03	0.7 - 1.2	mg/dL

*** End Of Report ***

Verified By

Pooja Sudershan Bhusal (024579)

Dr VAISHALI A RASAL

MBBS, DCP (PATHOLOGY)

CONSULTANT PATHOLOGIST



**LABORATORY REPORT : BIOCHEMISTRY**

Name	: Mr. MOSIN NURMOHAMMAD ANSARI	Age /Sex	: 33Y Y(s)/MALE
Bill Date	: 22-Feb-2025 10:29 AM	UMR No.	: 412502001007
Rec. Dt	: 22-Feb-2025 11:17 AM	Bill No.	: MCB41250201854
Rept. Dt	: 22-Feb-2025 01:48 PM	Result No	: RGR250202728
Ref By	: Dr. Sushant Shrikrishna Gite	Sample ID	: MCS413018601
Sample Type	: SERUM		

SERUM BILIRUBIN TOTAL

<u>Parameters</u>	<u>Result</u>	<u>Reference Range</u>	<u>Units</u>
TOTAL BILIRUBIN <i>DIAZO</i>	0.58		mg/dL
DIRECT BILIRUBIN <i>DIAZO</i>	0.42	0.2	mg/dL
INDIRECT BILIRUBIN <i>Calculated</i>	0.16		mg/dl

*** End Of Report ***

Verified By

Pooja Sudershan Bhusal (024579)

Dr VAISHALI A RASAL

MBBS, DCP (PATHOLOGY)

CONSULTANT PATHOLOGIST



**LABORATORY REPORT : BLOOD BANK**

Name	: Mr. MOSIN NURMOHAMMAD ANSARI	Age /Sex	: 33Y Y(s)/MALE
Bill Date	: 22-Feb-2025 10:29 AM	UMR No.	: 412502001007
Rec. Dt	: 22-Feb-2025 11:17 AM	Bill No.	: MCB41250201854
Rept. Dt	: 22-Feb-2025 01:48 PM	Result No	: RGR250202730
Ref By	: Dr. Sushant Shrikrishna Gite	Sample ID	: MCS413018604
Sample Type	: WHOLE BLOOD		

BLOOD GROUPING AND RH

<u>Parameters</u>	<u>Result</u>	<u>Reference Range</u>	<u>Units</u>
BLOOD GROUP <i>Automated microcolumn gel method</i>	O		
RH TYPE	NEGATIVE		

INTERPRETATION

1. If Rh is Du positive it is best considered as Rh negative as recipient and Rh positive as donor. Proper Cross matching is recommended before transfusion.
2. In case of forward and reverse grouping discrepancy, clinical correlation and repeat sample analysis is recommended.
3. For Infants below 6 months only forward grouping is performed.
4. A sub-grouping is recommended after the age of 6 months.

*** End Of Report ***

Verified By

Pooja Sudershan Bhusal (024579)

Dr VAISHALI A RASAL

MBBS, DCP (PATHOLOGY)

CONSULTANT PATHOLOGIST





LABORATORY REPORT : CLINICAL PATHOLOGY

Name	: Mr. MOSIN NURMOHAMMAD ANSARI	Age /Sex	: 33Y Y(s)/MALE
Bill Date	: 22-Feb-2025 10:29 AM	UMR No.	: 412502001007
Rec. Dt	: 22-Feb-2025 11:17 AM	Bill No.	: MCB41250201854
Rept. Dt	: 22-Feb-2025 03:58 PM	Result No	: RGR250202729
Ref By	: Dr. Sushant Shrikrishna Gite	Sample ID	: MCS413018603
Sample Type	: URINE		

CUE(COMPLETE URINE EXAMINATION)

<u>Parameters</u>	<u>Result</u>	<u>Reference Range</u>	<u>Units</u>
-------------------	---------------	------------------------	--------------


PHYSICAL EXAMINATION

COLOUR	PALE YELLOW	PALE YELLOW	
APPEARANCE	CLEAR	CLEAR	

CHEMICAL EXAMINATION

SPECIFIC GRAVITY <i>Bromthymol blue</i>	1.020	1.000 - 1.030	
PH <i>Bromthymol blue</i>	6.0	5.0 - 8.0	
PROTEIN <i>Tetra-bromophenol blue/Heat coagulation test</i>	NIL	NIL (<15 mg/dL)	
GLUCOSE <i>Glucose oxidase Peroxidase/Benedict?s test</i>	NIL	NIL (<25 mg/dL)	
UROBILINOGEN <i>Diazonium salt</i>	NIL	NIL	
KETONE <i>Sodium nitroprusside/Rothera?s test.</i>	NIL	NIL (<5 mg/dL)	
BILIRUBIN <i>Diazonium salt/Fouchets test</i>	NIL	NIL (<0.5 mg/dL)	

Verified By
Shubham Balasaheb Bhendale (018633)


Dr VAISHALI A RASAL
MBBS, DCP (PATHOLOGY)
CONSULTANT PATHOLOGIST



**LABORATORY REPORT : CLINICAL PATHOLOGY**

Name	: Mr. MOSIN NURMOHAMMAD ANSARI	Age /Sex	: 33Y Y(s)/MALE
Bill Date	: 22-Feb-2025 10:29 AM	UMR No.	: 412502001007
Rec. Dt	: 22-Feb-2025 11:17 AM	Bill No.	: MCB41250201854
Rept. Dt	: 22-Feb-2025 03:58 PM	Result No	: RGR250202729
Ref By	: Dr. Sushant Shrikrishna Gite	Sample ID	: MCS413018603
Sample Type	: URINE		

NITRITE
Sulfanilic acid

NIL

NEGATIVE

MICROSCOPIC EXAMINATION

PUS CELLS	2-4/hpf	0 - 5 /hpf	
RBC	NIL	0 - 5 /hpf	
EPITHELIAL CELLS	1-2/hpf	0 - 5	hpf
CRYSTALS	NIL	NIL	
CASTS	NIL	NIL	
OTHERS	NIL	NIL	

INTERPRETATION

The colour fields of chemicals correspond to the following values:

1. Proteins: neg (negative), 30-99 (+), 100-499 (++) , >500 (+++) mg/dl
2. Ketones: neg. (negative), 5 (Trace), 15-49 (+), 50-149 (++) , >150 (+++) mg/dl
3. Glucose: norm. (normal), 50-149 (+), 150-499 (++) , 500-999 (+++) , >1000 (++++) mg/dl
4. Bilirubin: neg (negative), 1 (+), 3 (++) , 6 (+++) mg/ dl
5. Urobilinogen: norm. (normal), 2 (+), 4 (++) , 8 (+++) , 12 (++++) mg/dl.

*** End Of Report ***

Verified By

Shubham Balasaheb Bhendale (018633)

Dr VAISHALI A RASAL

MBBS, DCP (PATHOLOGY)

CONSULTANT PATHOLOGIST



**LABORATORY REPORT : HAEMATOLOGY**

Name	: Mr. MOSIN NURMOHAMMAD ANSARI	Age /Sex	: 33Y Y(s)/MALE
Bill Date	: 22-Feb-2025 10:29 AM	UMR No.	: 412502001007
Rec. Dt	: 22-Feb-2025 11:17 AM	Bill No.	: MCB41250201854
Rept. Dt	: 22-Feb-2025 01:48 PM	Result No	: RGR250202731
Ref By	: Dr. Sushant Shrikrishna Gite	Sample ID	: MCS413018605
Sample Type	: WHOLE BLOOD		

ESR**Parameters****Result****Reference Range****Units****ESR**

11 *

0 - 10

mm/1st hour

MODIFIED WESTERGRENS
METHOD

*** End Of Report ***

Verified By

Pooja Sudershan Bhusal (024579)

Dr VAISHALI A RASAL

MBBS, DCP (PATHOLOGY)

CONSULTANT PATHOLOGIST





LABORATORY REPORT : HAEMATOLOGY

Name	: Mr. MOSIN NURMOHAMMAD ANSARI	Age /Sex	: 33Y Y(s)/MALE
Bill Date	: 22-Feb-2025 10:29 AM	UMR No.	: 412502001007
Rec. Dt	: 22-Feb-2025 11:17 AM	Bill No.	: MCB41250201854
Rept. Dt	: 22-Feb-2025 01:48 PM	Result No	: RGR250202732
Ref By	: Dr. Sushant Shrikrishna Gite	Sample ID	: MCS413018606
Sample Type	: EDTA WHOLE BLOOD		

CBP(COMPLETE BLOOD PICTURE)

Parameters	Result	Reference Range	Units
HEMOGLOBIN <i>Photometric</i>	13.2	13.0 - 17.0	gms/dL
R B C COUNT <i>Electrical Impedance</i>	5.04	4.5 - 5.5 10 ¹² /L	10 ¹² /L
PCV/HCT <i>Calculated</i>	43.8	40 - 50	%
MCV <i>Calculated</i>	86.9	83 - 101	fl
MCH <i>Calculated</i>	26.2 *	27 - 32	pg
MCHC <i>Calculated</i>	30.1 *	31 - 37	g/dL
RDW(cv)	13.3	11.6 - 14.0 %	%
TLC (TOTAL LEUCOCYTE COUNT) <i>Impedance</i>	8.38	4.0 - 10.0	10 ³ /μl
DIFFERENTIAL COUNT			
NEUTROPHILS <i>DHSS/Microscopy</i>	55	40 - 80 %	
LYMPHOCYTES <i>DHSS/Microscopy</i>	35	20 - 40 %	

Verified By
Pooja Sudershan Bhusal (024579)


Dr VAISHALI A RASAL
MBBS, DCP (PATHOLOGY)
CONSULTANT PATHOLOGIST




**LABORATORY REPORT : HAEMATOLOGY**

Name	: Mr. MOSIN NURMOHAMMAD ANSARI	Age /Sex	: 33Y Y(s)/MALE
Bill Date	: 22-Feb-2025 10:29 AM	UMR No.	: 412502001007
Rec. Dt	: 22-Feb-2025 11:17 AM	Bill No.	: MCB41250201854
Rept. Dt	: 22-Feb-2025 01:48 PM	Result No	: RGR250202732
Ref By	: Dr. Sushant Shrikrishna Gite	Sample ID	: MCS413018606
Sample Type	: EDTA WHOLE BLOOD		

MONOCYTES <i>DHSS/Microscopy</i>	07	02 - 10 %	
EOSINOPHILS <i>DHSS/Microscopy</i>	03	00 - 06 %	
BASOPHILS <i>DHSS/Microscopy</i>	00	00 - 01 %	
PLATELET COUNT <i>Electrical Impedance</i>	348	150 - 400 $10^3/\mu\text{L}$	$10^3/\mu\text{L}$

*** End Of Report ***

Verified By
Pooja Sudershan Bhusal (024579)
Dr VAISHALI A RASAL
MBBS, DCP (PATHOLOGY)
CONSULTANT PATHOLOGIST

Patient ID:	412502001007	Patient Name:	MOSIN ANSARI 33/M
Age:		Sex:	M
Accession Number:	AT* OPD	Modality:	CR
Referring Physician:	DR. SUSHANT GITE	Study:	CXR AP
Study Date:	22-Feb-2025		


X-RAY CHEST PA VIEW

Heart size Normal
Rest of the lungs clear
CP angles free
Soft tissues and bony cage normal
Both domes of diaphragm appear normal

IMPRESSION:

No Significant Abnormality Detected.

Suggested clinical correlation.



Dr. Sanket Tajane
Consultant Radiologist
MBBS, MD Radiodiagnosis

Date: 24-Feb-2025 16:05:57