



 **GPS Map Camera**

## Faridabad, Haryana, India

3c-81/1, Block C, New Industrial Twp 3, New Industrial Township, Faridabad, Haryana 121001, India

Lat 28.39318° Long 77.292516°

Plus Code : 7JWV97VV+72

16/11/24 09:13 AM GMT +05:30

1



 27.06° C

Google

HR9272154

DLNUMBER  
NAME  
S/W/D  
DOB  
Blood Grp  
Address

HR-5119940288905  
VINŪ BHĀTĪĀ  
CHARAN DASS  
08-Jul-1973  
O+

Inv Carr No.

(NT) 07-Jul-2033

H. NO FCA 3703 SGM NAGAR  
NITFARIDABAD 121001



Form-7



Issue Date 12-Oct-1994

Aadhaar No

Authorisation to Drive Date Of issue

LMV 12-October-1994  
MCWG 12-October-1994



Holder  
Signature

Issue  
Auth  
Signature

Issuing Authority SDM BADKHAL

Date: 16-11-2024

To,  
LIC of India  
Branch Office

Proposal No. 4287

Name of the Life to be assured VINOD BHATEA

The Life to be assured was identified on the basis of \_\_\_\_\_

I have satisfied myself with regard to the identity of the Life to be assured before conducting tests / examination for which reports are enclosed. The Life to be assured has signed as below in my presence.

**Dr. RAJNA KHAN**  
MBBS, DMRD  
Reg. No. 25508

Signature of the Pathologist/ Doctor

Name:

I confirm, I was on fasting for last 10 (ten) hours. All the Examination / tests as mentioned below were done with my consent.

VINOD BHATEA

(Signature of the Life to be assured)

Name of life to be assured:

**Reports Enclosed:**

Sr. No	Reports Name	Sr. No	Reports Name
1	FMR	9	Lipidogram
2	Rest ECG with Tracing	10	BST (Blood Sugar Test-Fasting & PP) Both
3	Haemogram	11	Hba1c
4	Hb%	12	FBS (Fasting Blood Sugar)
5	SBT-13	13	PGBS (Post Glucose Blood Sugar)
6	Elisa for HIV	14	CTMT with Tracing
7	RUA	15	Proposal and other documents
8	Chest X-Ray with Plate (PA View)		

16. Questionnaires: \_\_\_\_\_

17. Others (Please Specify) \_\_\_\_\_

Remarks of Mad Sir TPA Services PVT LTD  
Authorized Signature,





DR. RAJNA  
 Regd. No. 21  
 0885

# irine diagnostic

healthpartner

S. No. : 16/NOV/14

Name : MR VINOD BHATIA

AGE : 51Years

Ref. by : LIFE INSURANCE CORPORATION

SEX : MALE

Date : 16-11-2024

## B I O C H E M I S T R Y

Test	Result	Units	Normal Range
FASTING BLOOD SUGAR	91	mg/dl.	(60-110)
POST GLUCOSE 75 gram AFTER 2HRS	118	mg/dl.	(UPTO 145)



DR. SHILPI GUPTA  
M.B.B.S.MD(Path) 64715  
Consultant Pathologist

8595347044

irinediagnostic@gmail.com

DD-28 KALKAJI DELHI :- 110019

# irine diagnostic


healthpartner

S. No. : 16/NOV/14  
Name : MR VINOD BHATIA  
Ref. by : LIFE INSURANCE CORPORATION  
Date : 16-11-2024  
AGE : 51Years  
SEX : MALE

## H A E M A T O L O G Y

Test	Result	Units	Normal Range
Hemoglobin	13.6	gm%	12-16



  
DR. SHILPI GUPTA  
M.B.B.S.MD(Path) 64715  
Consultant Pathologist

8595347044

irinediagnostic@gmail.com

DD-23 KALKAJI DELHI :- 110019

# irine diagnostic


healthpartner

S. No. : 16/NOV/14  
Name : MR VINOD BHATIA  
Ref. by : LIFE INSURANCE CORPORATION  
Date : 16-11-2024  
AGE : 51Years  
SEX : MALE

## B I O C H E M I S T R Y

Test	Result	Units	Normal Range
SERUM CHOLESTEROL	178	mg/dl.	(150-200)
HDL CHOLESTEROL	40	mg/dl.	(30-63)
S. TRIGLYCERIDES	120	mg/dl.	(60-160)
LDL	112	mg/dl.	(UPTO-150)
VLDL	32	mg/dl.	(23-45)



  
DR. SHILPI GUPTA  
M.B.B.S.MD(Path) 64715  
Consultant Pathologist

8595347044

irinediagnostic@gmail.com

DD-23 KALKAJI DELHI :- 110019

S. No. : 16/NOV/14  
Name : MR VINOD BHATIA  
Ref. by : LIFE INSURANCE CORPORATION  
Date : 16-11-2024  
AGE : 51Years  
SEX : MALE

## URINE EXAMINATION

### PHYSICAL EXAMINATION

COLOUR	YELLOW
REACTION	ACIDIC
APPEARANCE	CLEAR
ALBUMIN	NIL
SUGAR	NIL
SPECIFIC GRAVITY	1.017


### CHEMICAL EXAMINATION

ALBUMIN	NIL
SUGAR	NIL
ACETONE	NIL
BLOOD	NIL
BILE SALT	NIL
BILE PIGMENT	NIL
UROBILINOGEN	NIL

### MICROSCOPIC EXAMINATION

PUS CELLS	3-4/HPF
EPITHELIAL CELLS	3-4/HPF
RBC	NIL /HPF
BACTERIA	NIL
CASTS	NIL
CRYSTALS	NIL
OTHERS	NIL



  
DR. SHILPI GUPTA  
M.B.B.S.MD(Path) 64715  
Consultant Pathologist

8595347044

irinediagnostic@gmail.com

DD-28 KALKAJI DELHI :- 110019



## LIFE INSURANCE CORPORATION OF INDIA

Form No. LIC03 - 002

## ELECTROCARDIOGRAM

Zone \_\_\_\_\_ Division \_\_\_\_\_ Branch \_\_\_\_\_  
 Proposal No. \_\_\_\_\_  
 Agent/D.O. Code: \_\_\_\_\_ Introduced by: (name & signature) \_\_\_\_\_  
 Full Name of Life to be assured: VINOD BHATIA  
 Age/Sex : 51 Y/M

## Instructions to the Cardiologist:

- Please satisfy yourself about the identity of the examiners to guard against impersonation
- The examinee and the person introducing him must sign in your presence. Do not use the form signed in advance. Also obtain signatures on ECG tracings.
- The base line must be steady. The tracing must be pasted on a folder.
- Rest ECG should be 12 leads along with Standardization slip, each lead with minimum of 3 complexes, long lead II. If L-III and AVF shows deep Q or T wave change, they should be recorded additionally in deep inspiration. If V1 shows a tall R-Wave, additional lead V4R be recorded.

## DECLARATION

I hereby declare that the foregoing answers are given by me after fully understanding the questions. They are true and complete and no information has been withheld. I do agree that these will form part of the proposal dated \_\_\_\_\_ given by me to LIC of India.

Witness

Signature or Thumb Impression of L.A.

विनोद भार्गवा

**Note :** Cardiologist is requested to explain following questions to L.A. and to note the answers thereof.

- Have you ever had chest pain, palpitation, breathlessness at rest or exertion? Y/N
- Are you suffering from heart disease, diabetes, high or low Blood Pressure or kidney disease? Y/N
- Have you ever had Chest X- Ray, ECG, Blood Sugar, Cholesterol or any other test done? Y/N

If the answer/s to any/all above questions is 'Yes', submit all relevant papers with this form.

Dated at DELHI on the day of 16/11/2024 2023

Signature of L.A.

विनोद भार्गवा

Signature of the Cardiologist

Name &amp; Address

Qualification Code No.

**Dr. RAJESH KHAN**  
 MBBS, DMRD  
 Reg. No. 25508

Clinical findings

(A)

Height (Cms)	Weight (kgs)	Blood Pressure	Pulse Rate
182	96	114/82	78/4

(B) Cardiovascular System

.....

.....

Rest ECG Report:

Position	Supine	P Wave	2
Standardisation Imv	2	PR Interval	2
Mechanism	2	QRS Complexes	2
Voltage	2	Q-T Duration	2
Electrical Axis	2	S-T Segment	2
Auricular Rate	78/4	T-wave	2
Ventricular Rate	78/4	Q-Wave	2
Rhythm	Regular		
Additional findings, if any.	nic		

Conclusion: ECG-WNL

Dated at DEHI on the day of 16/11/2014 200

Dr. RAINAKHAN  
MBBS, MRD  
Reg. No. 1508



Signature of the Cardiologist  
Name & Address  
Qualification  
Code No.

*Rate 80/min*

25MM/SEC

10MM/MV

L1

L2

L3

AVR

ARROW CE

AVL

AVF

VI

V2

ARROW

V3

V4

V5

V6

CE

NAME - VINOD BHATTA  
AGE - 51/M  
ECG - WNL  
DATE - 16-11-2024



Dr. RAJNA KHAN  
MBBS, FICP  
Reg. No. 25508