



LAB REPORT

Printed Date: 2025-02-20 08:41 AM

Patient Id : 55621 **Patient Name** : Mr. DINESH KUMAR NAMDEO **TreatmentId** : 40475
Age/Gender : 57Y/Male **Mobile No** : 8291200112 **Ref. By** :
Registered On : 19-02-2025 08:52 AM **Collected On** : 19-02-2025 01:10 PM **Reported On** : 20-02-2025 08:40 AM
Nationality : Indian **Patient Type** : Sponsor **Sponsor Name** : MediWheel(Arcofemi Healthcare Pvt. Ltd.)

LFT - LIVER FUNCTION TEST

<u>Test Name</u>	<u>Test Result</u>	<u>Normal Values</u>	<u>Unit</u>
Serum Bilirubin Total	1.68 H	0.1 - 1.2	mg/dl
Serum Bilirubin Direct	0.62 H	0 - 0.5	mg/dl
Serum Bilirubin Indirect	1.06 H	0 - 0.9	mg/dl
Comment:	-Rechecked		
Serum SGOT (AST)	31.5	0 - 40	IU/L
Serum SGPT (ALT)	34.8	0 - 40	IU/L
Serum Alkaline Phosphatase	61	40 - 111	IU/L
Serum GGT	24.5	11 - 50	U/L
Serum Total Proteins	6.49	6.4 - 8.3	g/dl
Serum Albumin	4.51	3.5 - 5.2	g/dl
Serum Globulin	1.98	1.6 - 3.5	g/dl
A/G Ratio	2.28	0 - 100	.

Equipment: ERBA-EM 200 FULLY AUTOMATED CLINICAL CHEMISTRY ANALYSER.

--End Of Report--

Archana Jadhav
(Technician Name)

Dr. Aakriti Aggarwal
MBBS, MD (Pathology)
Consultant Pathologist



LAB REPORT

Printed Date: 2025-02-20 08:41 AM

Patient Id : 55621	Patient Name : Mr. DINESH KUMAR NAMDEO	TreatmentId : 40475
Age/Gender : 57Y/Male	Mobile No : 8291200112	Ref. By :
Registered On : 19-02-2025 08:52 AM	Collected On : 19-02-2025 01:10 PM	Reported On : 20-02-2025 08:40 AM
Nationality : Indian	Patient Type : Sponsor	Sponsor Name : MediWheel(Arcofemi Healthcare Pvt. Ltd.)

CREATININE

<u>Test Name</u>	<u>Test Result</u>	<u>Normal Values</u>	<u>Unit</u>
Serum Creatinine	0.61	0.6 - 1.3	mg/dl

Equipment: ERBA-EM 200 FULLY AUTOMATED CLINICAL CHEMISTRY ANALYSER.

--End Of Report--

Archana Jadhav
(Technician Name)

Dr. Aakriti Aggarwal
MBBS, MD (Pathology)
Consultant Pathologist



LAB REPORT

Printed Date: 2025-02-20 08:41 AM

Patient Id : 55621	Patient Name : Mr. DINESH KUMAR NAMDEO	TreatmentId : 40475
Age/Gender : 57Y/Male	Mobile No : 8291200112	Ref. By :
Registered On : 19-02-2025 08:52 AM	Collected On : 19-02-2025 01:10 PM	Reported On : 20-02-2025 08:40 AM
Nationality : Indian	Patient Type : Sponsor	Sponsor Name : MediWheel(Arcofemi Healthcare Pvt. Ltd.)

TOTAL PROTEIN

<u>Test Name</u>	<u>Test Result</u>	<u>Normal Values</u>	<u>Unit</u>
Serum Total Proteins	6.49	6.4 - 8.3	g/dl
Serum Albumin	4.51	3.5 - 5.2	g/dl
Serum Globulin	1.98	1.6 - 3.5	g/dl
A/G Ratio	2.28	0 - 100	.

Equipment: ERBA-EM 200 FULLY AUTOMATED CLINICAL CHEMISTRY ANALYSER.

--End Of Report--

Archana Jadhav
(Technician Name)

Dr. Aakriti Aggarwal
MBBS, MD (Pathology)
Consultant Pathologist



LAB REPORT

Printed Date: 2025-02-20 08:41 AM

Patient Id : 55621	Patient Name : Mr. DINESH KUMAR NAMDEO	TreatmentId : 40475
Age/Gender : 57Y/Male	Mobile No : 8291200112	Ref. By :
Registered On : 19-02-2025 08:52 AM	Collected On : 19-02-2025 01:10 PM	Reported On : 20-02-2025 08:40 AM
Nationality : Indian	Patient Type : Sponsor	Sponsor Name : MediWheel(Arcofemi Healthcare Pvt. Ltd.)

BUN /CREATININE RATIO

<u>Test Name</u>	<u>Test Result</u>	<u>Normal Values</u>	<u>Unit</u>
Serum BUN	12	0 - 20	mg/dl
Serum Creatinine	0.61	0.6 - 1.3	mg/dl
BUN / Creat Ratio	19.67	10 - 20	%

Equipment: ERBA-EM 200 FULLY AUTOMATED CLINICAL CHEMISTRY ANALYSER.

--End Of Report--

Archana Jadhav
(Technician Name)

Dr. Aakriti Aggarwal
MBBS, MD (Pathology)
Consultant Pathologist



LAB REPORT

Printed Date: 2025-02-20 08:41 AM

Patient Id : 55621	Patient Name : Mr. DINESH KUMAR NAMDEO	TreatmentId : 40475
Age/Gender : 57Y/Male	Mobile No : 8291200112	Ref. By :
Registered On : 19-02-2025 08:52 AM	Collected On : 19-02-2025 01:10 PM	Reported On : 20-02-2025 08:40 AM
Nationality : Indian	Patient Type : Sponsor	Sponsor Name : MediWheel(Arcofemi Healthcare Pvt. Ltd.)

BUN

<u>Test Name</u>	<u>Test Result</u>	<u>Normal Values</u>	<u>Unit</u>
Serum BUN	12	0 - 20	mg/dl

Equipment: ERBA-EM 200 FULLY AUTOMATED CLINICAL CHEMISTRY ANALYSER.

--End Of Report--

Archana Jadhav
(Technician Name)

Dr. Aakriti Aggarwal
MBBS, MD (Pathology)
Consultant Pathologist



LAB REPORT

Printed Date: 2025-02-20 08:41 AM

Patient Id : 55621	Patient Name : Mr. DINESH KUMAR NAMDEO	TreatmentId : 40475
Age/Gender : 57Y/Male	Mobile No : 8291200112	Ref. By :
Registered On : 19-02-2025 08:52 AM	Collected On : 19-02-2025 01:10 PM	Reported On : 20-02-2025 08:40 AM
Nationality : Indian	Patient Type : Sponsor	Sponsor Name : MediWheel(Arcofemi Healthcare Pvt. Ltd.)

URIC ACID SERUM

<u>Test Name</u>	<u>Test Result</u>	<u>Normal Values</u>	<u>Unit</u>
Serum Uric Acid	3.2 L	3.6 - 7.7	mg/dl

Comment: -Rechecked

Equipment: ERBA-EM 200 FULLY AUTOMATED CLINICAL CHEMISTRY ANALYSER.

--End Of Report--

Archana Jadhav
(Technician Name)

Dr. Aakriti Aggarwal
MBBS, MD (Pathology)
Consultant Pathologist



LAB REPORT

Printed Date: 2025-02-20 08:41 AM

Patient Id : 55621 **Patient Name** : Mr. DINESH KUMAR NAMDEO **TreatmentId** : 40475
Age/Gender : 57Y/Male **Mobile No** : 8291200112 **Ref. By** :
Registered On : 19-02-2025 08:52 AM **Collected On** : 19-02-2025 01:10 PM **Reported On** : 20-02-2025 08:40 AM
Nationality : Indian **Patient Type** : Sponsor **Sponsor Name** : MediWheel(Arcofemi Healthcare Pvt. Ltd.)

LIPID PROFILE

<u>Test Name</u>	<u>Test Result</u>	<u>Normal Values</u>	<u>Unit</u>
Serum Cholesterol Total	180	140 - 250	mg/dl
Serum HDL Cholesterol	27.6 L	30 - 70	mg/dl
Serum Triglycerides	265.6 H	0 - 165	mg/dl
Comment: -Rechecked			
Serum LDL Cholesterol	99.3	85 - 130	mg/dl
Serum VLDL Cholesterol	53.12 H	0 - 40	mg/dl
LDL - HDL Ratio	3.60	3.5 - 5.0	.

Equipment: ERBA-EM 200 FULLY AUTOMATED CLINICAL CHEMISTRY ANALYSER.

--End Of Report--

Archana Jadhav
(Technician Name)

Dr. Aakriti Aggarwal
MBBS, MD (Pathology)
Consultant Pathologist

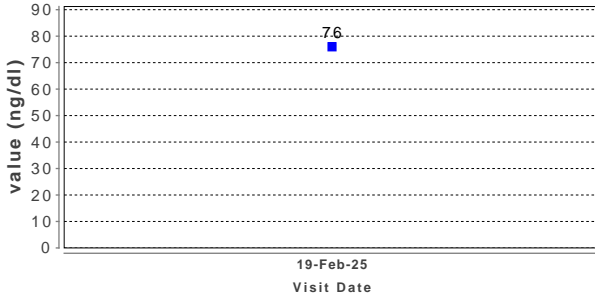
LAB REPORT

Printed Date: 2025-02-20 08:41 AM

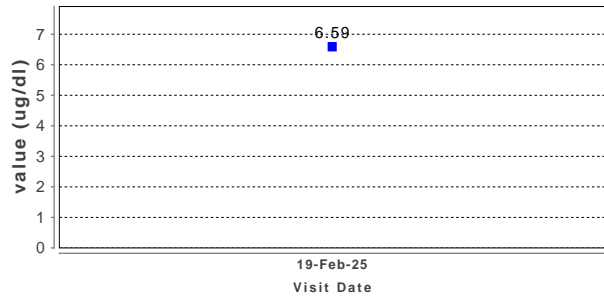
Patient Id : 55621 **Patient Name** : Mr. DINESH KUMAR NAMDEO **TreatmentId** : 40475
Age/Gender : 57Y/Male **Mobile No** : 8291200112 **Ref. By** :
Registered On : 19-02-2025 08:52 AM **Collected On** : 19-02-2025 01:10 PM **Reported On** : 20-02-2025 08:40 AM
Nationality : Indian **Patient Type** : Sponsor **Sponsor Name** : MediWheel(Arcofemi Healthcare Pvt. Ltd.)

T3,T4,TSH (THYROID PROFILE)

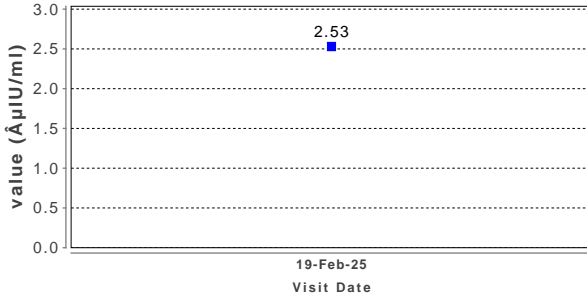
SERUM T3 (Tri-Iodothyronine)



SERUM T4 (Tetra-Iodothyronine)



SERUM TSH (Thyroid Stimulating Hormone)



<u>Test Name</u>	<u>Test Result</u>	<u>Normal Values</u>	<u>Unit</u>
SERUM T3 (Tri-Iodothyronine)	76	55 - 205	ng/dl
SERUM T4 (Tetra-Iodothyronine)	6.59	3.5 - 12.5	ug/dl
SERUM TSH (Thyroid Stimulating Hormone)	2.53	0.25 - 5.0	µIU/ml

Archana Jadhav
(Technician Name)

Dr. Aakriti Aggarwal
MBBS, MD (Pathology)
Consultant Pathologist



LAB REPORT

Printed Date: 2025-02-20 08:41 AM

Patient Id : 55621	Patient Name : Mr. DINESH KUMAR NAMDEO	TreatmentId : 40475
Age/Gender : 57Y/Male	Mobile No : 8291200112	Ref. By :
Registered On : 19-02-2025 08:52 AM	Collected On : 19-02-2025 01:10 PM	Reported On : 20-02-2025 08:40 AM
Nationality : Indian	Patient Type : Sponsor	Sponsor Name : MediWheel(Arcofemi Healthcare Pvt. Ltd.)

Interpretation: REFERENCE RANGE : a. ADULT :-Euthyroid : 0.25 - 5.0 IU/ml
Hypothyroid : >7.0 IU/ml
Hyperthyroid:< 0.15 IU/ml

NOTE : TSH values between 0.15 - 0.25 IU/ml and between 5.0 - 7.0 IU/ml are to be considered as a borderline. Repeat results after 2 weeks.

b. PREGNANCY :- First Trimester : 0.25 - 4.0 IU/ml
Second Trimester : 0.5 - 4.0 IU/ml
Second Trimester : 0.5 - 4.0 IU/ml
Third Trimester : 0.4 - 5.0 IU/ml

c. NEWBORN :
1 - 4 days : 1.0 - 39.0 IU/ml
1 - 4 weeks : 1.7 - 9.1 IU/ml
1 - 12 months : 0.8 - 8.2 IU/ml
1 - 5 years : 0.7 - 5.7 IU/ml

NOTE : This assay is performed as per the standard kit protocol.

Equipment: BIOMERIEUX VIDAS

--End Of Report--

Archana Jadhav
(Technician Name)

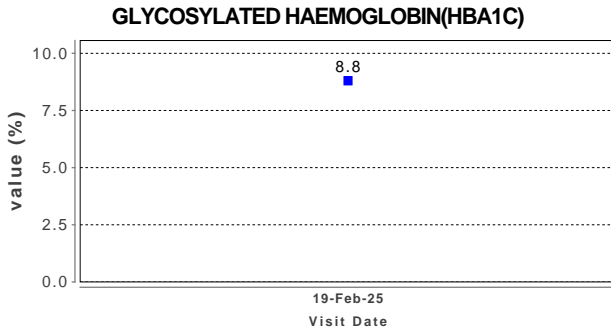
Dr.Aakriti Aggarwal
MBBS,MD (Pathology)
Consultant Pathologist

LAB REPORT

Printed Date: 2025-02-20 08:41 AM

Patient Id : 55621 **Patient Name** : Mr. DINESH KUMAR NAMDEO **TreatmentId** : 40475
Age/Gender : 57Y/Male **Mobile No** : 8291200112 **Ref. By** :
Registered On : 19-02-2025 08:52 AM **Collected On** : 19-02-2025 01:10 PM **Reported On** : 20-02-2025 08:40 AM
Nationality : Indian **Patient Type** : Sponsor **Sponsor Name** : MediWheel(Arcofemi Healthcare Pvt. Ltd.)

HBa1c (GLYCOSYLATED HAEMOGLOBIN)



<u>Test Name</u>	<u>Test Result</u>	<u>Normal Values</u>	<u>Unit</u>
GLYCOSYLATED HAEMOGLOBIN(HBA1C)	8.8 H	4.6 - 6.2	%
MEAN PLASMA GLUCOSE	205.86 H	0 - 154	mg/dl

Comment: -Rechecked

Interpretation: 6.2 - 7.0 %----- Near Normal Glycemia
7.0 - 8.0 %----- Fair Control
8.0 - 10.0 % ----- Unsatisfactory Control
Above 10.0 % ----- Poor control

TRACIBILITY :
The method has been certified by the National Glycohaemoglobin Standardization Program

CLINICAL SIGNIFICANCE :
HbA1c is a glyated form of haemoglobin formed by the attachment of glucose residues in the blood to the haemoglobin molecules. The level of HbA1c is proportional to the level of glucose in the blood & has been widely accepted as an indicator of the mean blood glucose concentration in the preceding 6-8 weeks. It is therefore a long term indicator of diabetic control. For routine use HbA1c levels should be monitored every 3-4 months.

Equipment: mispa-i2

--End Of Report--

Archana Jadhav
(Technician Name)

Dr.Aakriti Aggarwal
MBBS,MD (Pathology)
Consultant Pathologist

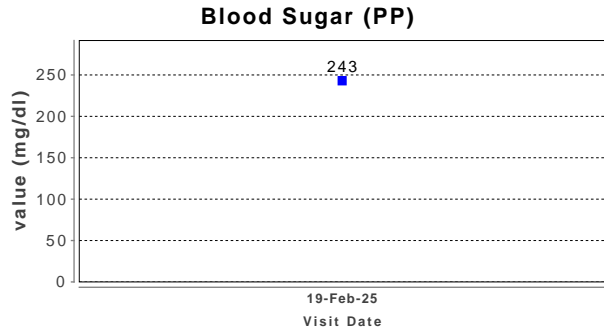
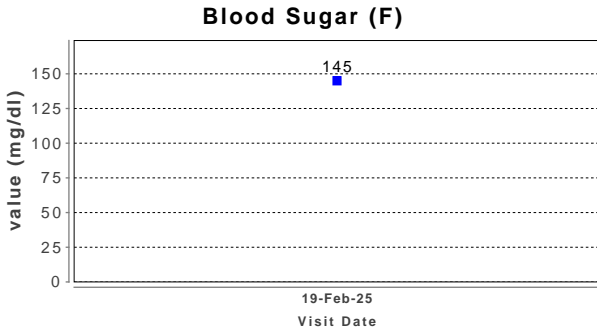


LAB REPORT

Printed Date: 2025-02-20 08:41 AM

Patient Id : 55621	Patient Name : Mr. DINESH KUMAR NAMDEO	TreatmentId : 40475
Age/Gender : 57Y/Male	Mobile No : 8291200112	Ref. By :
Registered On : 19-02-2025 08:52 AM	Collected On : 19-02-2025 01:10 PM	Reported On : 20-02-2025 08:40 AM
Nationality : Indian	Patient Type : Sponsor	Sponsor Name : MediWheel(Arcofemi Healthcare Pvt. Ltd.)

BSF AND PP



<u>Test Name</u>	<u>Test Result</u>	<u>Normal Values</u>	<u>Unit</u>
Blood Sugar (F)	<u>145 H</u>	70 - 110	mg/dl
Blood Sugar (PP)	<u>243 H</u>	70 - 140	mg/dl

Equipment: ERBA-EM 200 FULLY AUTOMATED CLINICAL CHEMISTRY ANALYSER.

--End Of Report--

Archana Jadhav
(Technician Name)

Dr. Aakriti Aggarwal
MBBS, MD (Pathology)
Consultant Pathologist



LAB REPORT

Printed Date: 2025-02-20 08:41 AM

Patient Id	: 55621	Patient Name	: Mr. DINESH KUMAR NAMDEO	TreatmentId	: 40475
Age/Gender	: 57Y/Male	Mobile No	: 8291200112	Ref. By	:
Registered On	: 19-02-2025 08:52 AM	Collected On	: 19-02-2025 01:10 PM	Reported On	: 20-02-2025 08:40 AM
Nationality	: Indian	Patient Type	: Sponsor	Sponsor Name	: MediWheel(Arcofemi Healthcare Pvt. Ltd.)

BLOOD GROUP AND Rh TYPING

<u>Test Name</u>	<u>Test Result</u>
Blood Group	A
Rh Factor (D)	Positive

Interpretation: -1. Agglutination is a positive result and indicates the presence of A, B or D (Rho) Antigen
2. No agglutination is a negative result and indicates the absence of A, B or D (Rho) Antigen

--End Of Report--

Archana Jadhav
(Technician Name)

Dr. Aakriti Aggarwal
MBBS, MD (Pathology)
Consultant Pathologist



LAB REPORT

Printed Date: 2025-02-20 08:41 AM

Patient Id : 55621	Patient Name : Mr. DINESH KUMAR NAMDEO	TreatmentId : 40475
Age/Gender : 57Y/Male	Mobile No : 8291200112	Ref. By :
Registered On : 19-02-2025 08:52 AM	Collected On : 19-02-2025 01:10 PM	Reported On : 20-02-2025 08:40 AM
Nationality : Indian	Patient Type : Sponsor	Sponsor Name : MediWheel(Arcofemi Healthcare Pvt. Ltd.)

URINE ROUTINE

<u>Test Name</u>	<u>Test Result</u>
PHYSICAL EXAMINATION	
Quantity	30 ml
Appearance	Clear
Colour	Pale Yellow
Specific Gravity	1.005
Blood	Absent
CHEMICAL EXAMINATION	
Reaction (pH)	Acidic 5.0
Albumin	Absent
Glucose	Present (++)
Ketone Bodies	Absent
Bile Pigment	Absent
Urobilinogen	Normal
Occult blood	Absent
MICROSCOPIC EXAMINATION	
Epithelial Cells	1-2/hpf
Pus Cells	0-1/hpf
Red Blood Cells	Absent
Yeast cell	Absent
Casts	Absent
Crystals	Absent
Amorphous Deposit	Absent
Bacteria	Absent

--End Of Report--

Archana Jadhav
(Technician Name)

Dr. Aakriti Aggarwal
MBBS, MD (Pathology)
Consultant Pathologist



LAB REPORT

Printed Date: 2025-02-20 08:41 AM

Patient Id : 55621	Patient Name : Mr. DINESH KUMAR NAMDEO	TreatmentId : 40475
Age/Gender : 57Y/Male	Mobile No : 8291200112	Ref. By :
Registered On : 19-02-2025 08:52 AM	Collected On : 19-02-2025 01:10 PM	Reported On : 20-02-2025 08:40 AM
Nationality : Indian	Patient Type : Sponsor	Sponsor Name : MediWheel(Arcofemi Healthcare Pvt. Ltd.)

ESR (Erythrocyte Sedimentation Rate)

<u>Test Name</u>	<u>Test Result</u>	<u>Normal Values</u>	<u>Unit</u>
ESR	11	0 - 15	mm/hr

--End Of Report--

Archana Jadhav
(Technician Name)

Dr. Aakriti Aggarwal
MBBS, MD (Pathology)
Consultant Pathologist

LAB REPORT

Printed Date: 2025-02-20 08:41 AM

Patient Id : 55621 **Patient Name** : Mr. DINESH KUMAR NAMDEO **TreatmentId** : 40475
Age/Gender : 57Y/Male **Mobile No** : 8291200112 **Ref. By** :
Registered On : 19-02-2025 08:52 AM **Collected On** : 19-02-2025 01:10 PM **Reported On** : 20-02-2025 08:40 AM
Nationality : Indian **Patient Type** : Sponsor **Sponsor Name** : MediWheel(Arcofemi Healthcare Pvt. Ltd.)

CBC (COMPLETE BLOOD COUNT)

<u>Test Name</u>	<u>Test Result</u>	<u>Normal Values</u>	<u>Unit</u>
Haemoglobin	15.2	13 - 17	g/dl
R.B.C. Count	4.92	4.5 - 5.5	mill/cumm
Hematocrit(PCV)	45.3	40 - 50	%
M.C.V.	92.07 H	76 - 90	fl
M.C.H.	30.89	27 - 32	pg
M.C.H.C.	33.55	31 - 35	g/dl
RDW-CV	13.4	11.5 - 14	%
RDW-SD	47.1		
Platelet Count	209000	150000 - 400000	/cumm
Platelet On Smear	Adequate		
TOTAL WHITE BLOOD CELLS	7000	4000 - 10500	/cumm
Neutrophils	62	40 - 70	%
Band cells	00	0 - 10	%
Eosinophils	02	1 - 6	%
Lymphocytes	33	20 - 40	%
Monocytes	03	2 - 10	%
Basophils	00	0 - 02	%
R.B.C. Morphology	Normocytic Normochromic		
W.B.C Morphology	Normal		
Parasite	-		
Comment	-		

Equipment: CELL COUNTER ERBA H 360

--End Of Report--



Archana Jadhav
(Technician Name)



Dr. Aakriti Aggarwal
MBBS, MD (Pathology)
Consultant Pathologist

MEESHA

YOUR PARTNER IN HEALTH

Mahalaxmi Centre :
1st Floor, La View, B.J. Marg,
Jacob Circle, Mahalaxmi,
Mumbai - 400 011
Tel.: 2305 3534 / 36 / 77100 84305
director@meeshahealth.net
www.meeshahealth.net

BKC Centre:
310, Trade Centre, 3rd floor, BKC,
Mumbai - 400 051
Tel.: 3540 5567 / 3540 5983 /
77108 47491 / 77108 47305
Email: info.bkc@meeshahealth.net
www.meeshahealth.net

NAME : D.K Namdeo AGE/SEX : 57 YEARS / M

REFERRED BY : Bank of Baroda DATE : 19/2/25

Details to be filled by Patient

PERSONAL HISTORY:

Sleep	<u>Disturbed/Sound</u>	Acidity	<u>Nil</u>
Appetite	<u>Good/Reduced/Increased</u>	Exercise	<u>Yoga / walk / gym / Badminton</u>
Micturition	<u>Burning/Normal</u>	Diet	<u>Veg / Non Veg / mixed / vegan</u>
Bowel Movement	<u>Regular/Irregular/Constipation</u>	Marital Status	<u>Unmarried / married</u>
Water Intake	<u>2-3 litres/day</u>		

PAST HISTORY:

Any Allergies		Coronary Heart Disease	
Hypertension		Any Operations Surgery	
Diabetes	<u>on meds.</u>	Treatment/Medication History	
Tuberculosis		Hospitalization	
Thyroid		Thalassemia	
Asthma		Stress / depression	
<u>Hyperlipidemia - on meds.</u>		Others	

SOCIAL HISTORY: -

Drinking	<u>occasionally</u>
Smoking	<u>Nil</u>

FAMILY HISTORY:

RELATIONSHIP	ALIVE/NOT ALIVE	IF ALIVE GIVE PRESENT STATE OF HEALTH/ IF NOT ALIVE SPECIFY CAUSE OF DEATH
Father	<u>Not Alive</u>	<u>DM</u>
Mother	<u>Alive</u>	<u>IHD, DM</u>
Sister		
Brother		
Wife/Husband	<u>wife</u>	<u>Healthy.</u>
Children	<u>2 sons</u>	

ONLY FOR FEMALE PATIENTS

Frequency & Regularity of Periods _____ Any Children _____
 Contraception _____ Full Term / Premature _____
 Pregnancy / Miscarriage / Termination _____

Details to be filed by Medical Practitioner

VITAL SIGNS:-

Temperature 98°F
Respiratory Rate 12/min.
Pulse rate / rhythm 78 bpm
Blood Pressure 180/90

Basic Measurements
Height 165
Weight 66
BMI 24.2

PHYSICAL EXAMINATION:

ABDOMINAL EXAMINATION: No Hepatosplenomegaly, No Tenderness.

Inspection	}	Ⓜ	Spleen	}	Ⓜ
Palpation			Other		
Liver			Tenderness		

NERVOUS SYSTEM: All reflexes and cranial nerves are normal. No sensory / motor deficit detected.

Reflexes	}	Ⓜ	Sensory Nerve	}	Ⓜ
Cranial Nerve			Motor System		
Sensory Nerve			Others		

CARDIO VASCULAR SYSTEM: Heart Sounds Normal. No other abnormality detected.

<u>HEART SOUNDS:-</u>					
Heart Sound 1	}	S1 S2 ⊕	Murmur	}	Nil
Heart Sound 2			Other Findings		

RESPIRATORY SYSTEM: Air entry normal and equal on both sides. No added sounds or other abnormality detected.


Inspection of Thorax	}	Ⓜ	Breathing	}	Ⓜ
Auscultation			Added Sounds		
Air Entry			Other Findings		

SUGGESTIONS:

- Ft
- Continue anti-DM med.

RECOMMENDATION:-

Ft

Dr. Name: 

DR. VARUN DEODHAR
MBBS.
MASTERS EMERGENCY MEDICINE/PHYSICIAN
(MUM/USA)
Reg. No. 2013010115

PATIENT'S NAME : MR.DINESH KUMAR NAMDEO

Age/Sex 57 / M

REFERRED BY Dr.:

DATE: 19-Feb-25

REPORTED ON: 19-Feb-2025

SAMPLE ID: 8312ACF

Page 1 of 1

19-Feb-25 7:23:28PM

Result

Prostate specific antigen (Total PSA) ng/ml

0.562

Serum P.S.A. should not be interpreted as absolute evidence of malignant disease. PSA can be elevated in urinary tract infection.

Serum P.S.A. should not be used as a screening test for malignant disease.

Urinary tract infection, Prostatitis, Prostate biopsy, Prostatectomy and prostatic massage may lead to elevated P.S.A. levels persisting for 3 weeks or more.

Reference Interval : Upto 4 ng/ml

In patients who have undergone radical prostatectomy : Below 0.2 ng/ml

Method : CMIA

End of Report:

Test done at Bhide Laboratory

DINESH NAMDEO Male / 57

Pat. ID. 55621 Ref. By MEDIBUDDY

Meesha Healthcare & Research Pvt. Ltd.

Chest PA

19-02-2025 09:53:16

58.0 %