




भारत सरकार
Government of India




अमृत कुमार
Amrit Kumar
जन्म तिथि/DOB: 05/01/1989
पुरुष/ MALE



2469 6332 8928

Vid: 9150 3004 91

मेरा आधार, मेरा भविष्य



110/70

B
↙



General Physical Examination

Date of Examination: 16/11/2024
 Name: Amrit Kumar Age/Sex: 35/M DOB: 05/01/1989
 Photo Id: Ladha
 Height (in cm): 163 Weight (in kg): 60
 Chest (Inspiration): 88 (cm) Chest (Expiration): 86 (cm)
 Abdomen circumference: 80 (cm)
 Blood Pressure: 110/70 (mm/hg) Pulse Rate: 74 /min
 Respiratory Rate: 18 /min Temperature: Afebrile
 BMI: 22.5 Audiometry: normal
 DENTAL EXAMINATION:- Reddish

Eye Examination: I.E - 6/c, P.E - 6/c
retinae Dr. Deepak Agrawal
MBBS, DNB (Ophthalmology)
Reg No:- 31854

Others: Appendicitis operated in 2012 (open surgery)

On Examination he/she appears physically and mentally fit: Yes / No

Signature Of Examinee: Amrit Kumar

Medical Examiner Signature: DR. RAMAN
MBBS, MD
Regd. No:- 31940

Medical Examiner Name: Dr. Raman

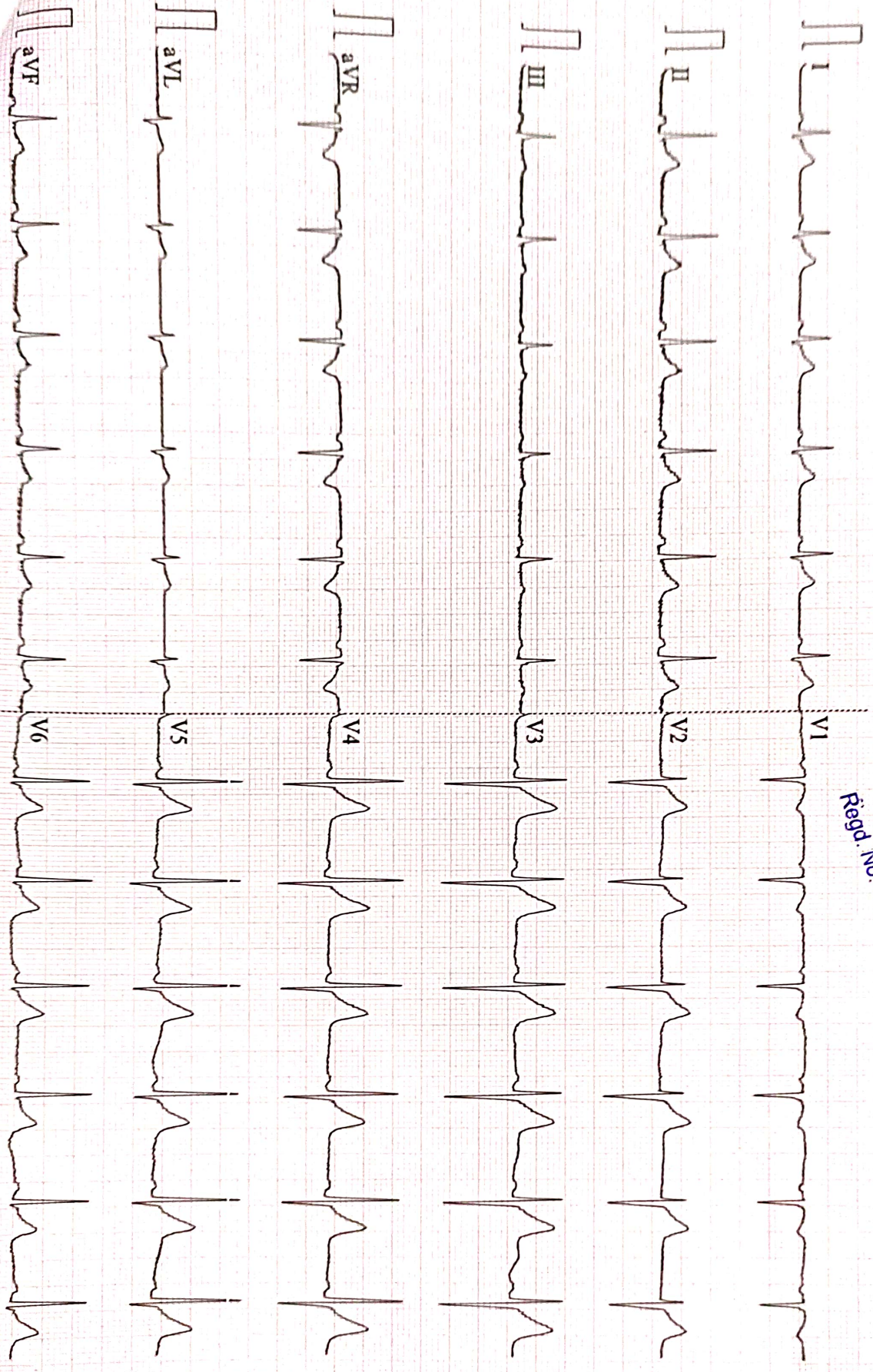


ID: 169
AMRIT KUMAR
Male 35Years

16-11-2024 11:03:02 AM
HR : 74 bpm
P : 91 ms
PR : 139 ms
QRS : 77 ms
QT/QTc : 336/374 ms
P/QRS/T : 56/65/46 °
RV5/SV1 : 1.486/0.775 mV

Diagnosis Information:
Sinus Rhythm
QS Wave in lead V1

Ref-Phys: DR. RAJAMANN
Report Completed: 29/10
Regd. No: 2940



100Hz AC50 25mm/s 10mm/mV 2*5.0s 74 V2.2 SEMIF V1.8i DIAGNOSTIC

Patient Name	AMRIT KUMAR	Date	16-11-2024
Age/Sex	35/M	Ref. Dr.	CORPORATE

CHEST X-ray(PA)

FINDINGS:

Normal bronchovascular markings in bilateral lung fields

Bilateral hila are normal.

Trachea appears normal.

Visualized bones are grossly normal.

Cardiac shadow is within normal limits

Bilateral costophrenic angles are clear.

Impression :

- *No significant abnormality detected.*



Dr. Sandip Maheshwari

MD Radio diagnosis





ISO 9001 : 2015
AAROGYAM DIAGNOSTICS
 (A UNIT OF CULPAM HEALTH CARE PVT. LTD.)

F- 41, P.C. Colony, Opp. Madhuban Complex,
 Near Malahi Pakari Chowk, Kankarbagh, Patna – 20
 9264278360, 9065875700, 8789391403
 info@aarogyamdiagnostics.com
 www.aarogyamdiagnostics.com

Date	16/11/2024	Srl No. 1	Patient Id 2411160001
Name	Mr. AMRIT KUMAR	Age 35 Yrs.	Sex M
Ref. By	Dr.MEIDWHEEL		

Test Name	Value	Unit	Normal Value
COMPLETE BLOOD COUNT (CBC)			
HAEMOGLOBIN (Hb)	12.6	gm/dl	13.5 - 18.0
TOTAL LEUCOCYTE COUNT (TLC)	7,600	/cumm	4000 - 11000
DIFFERENTIAL LEUCOCYTE COUNT (DLC)			
NEUTROPHIL	64	%	40 - 75
LYMPHOCYTE	31	%	20 - 45
EOSINOPHIL	01	%	01 - 06
MONOCYTE	04	%	02 - 10
BASOPHIL	00	%	0 - 0
ESR (WESTEGREN's METHOD)	14	mm/1st hr.	0 - 15
R B C COUNT	4.24	Millions/cmm	4.5 - 5.5
P.C.V / HAEMATOCRIT	37.8	%	40 - 54
M C V	89.15	fl.	80 - 100
M C H	29.72	Picogram	27.0 - 31.0
M C H C	33.3	gm/dl	33 - 37
PLATELET COUNT	2.24	Lakh/cmm	1.50 - 4.00

**** End Of Report ****

Dr.R.B.RAMAN
MBBS, MD
CONSULTANT PATHOLOGIST



ISO 9001 : 2015
AAROGYAM DIAGNOSTICS
 (A UNIT OF CULPAM HEALTH CARE PVT. LTD.)

F- 41, P.C. Colony, Opp. Madhuban Complex,
 Near Malahi Pakari Chowk, Kankarbagh, Patna – 20
 9264278360, 9065875700, 8789391403
 info@aarogyamdiagnostics.com
 www.aarogyamdiagnostics.com

Date	16/11/2024	Srl No. 1	Patient Id 2411160001
Name	Mr. AMRIT KUMAR	Age 35 Yrs.	Sex M
Ref. By	Dr.MEIDWHEEL		

Test Name	Value	Unit	Normal Value
-----------	-------	------	--------------

HAEMATOLOGY

BLOOD GROUP ABO	"O"
RH TYPING	POSITIVE

**** End Of Report ****

Dr.R.B.RAMAN
MBBS, MD
CONSULTANT PATHOLOGIST



ISO 9001 : 2015

AAROGYAM DIAGNOSTICS

(A UNIT OF CULPAM HEALTH CARE PVT. LTD.)

F- 41, P.C. Colony, Opp. Madhuban Complex,
Near Malahi Pakari Chowk, Kankarbagh, Patna – 20

9264278360, 9065875700, 8789391403

info@aarogyamdiagnostics.com

www.aarogyamdiagnostics.com

Date 16/11/2024

Srl No. 1

Patient Id 2411160001

Name Mr. AMRIT KUMAR

Age 35 Yrs.

Sex M

Ref. By Dr.MEIDWHEEL

Test Name	Value	Unit	Normal Value
-----------	-------	------	--------------

BIOCHEMISTRY

BLOOD SUGAR FASTING	141.0	mg/dl	70 - 110
SERUM CREATININE	0.78	mg%	0.7 - 1.4
BLOOD UREA	21.3	mg /dl	15.0 - 45.0
SGPT	37.2	IU/L	5.0 - 55.0
TOTAL CHOLESTEROL	106.4	mg/dL	29.0 - 199.0
URINE ROUTINE			
QUANTITY	10	ml.	
COLOUR	PALE YELLOW		
TRANSPARENCY	CLEAR		
SPECIFIC GRAVITY	1.030		
PH	6.0		
ALBUMIN	NIL		
SUGAR	NIL		

MICROSCOPIC EXAMINATION

PUS CELLS	0-1	/HPF
RBC'S	NIL	/HPF
CASTS	NIL	
CRYSTALS	NIL	
EPITHELIAL CELLS	1-2	/HPF
BACTERIA	NIL	
OTHERS	NIL	

Dr.R.B.RAMAN
MBBS, MD
CONSULTANT PATHOLOGIST