

Patient Name : Mr.PRADHAN CHANDRASHEKAR	Collected : 09/Nov/2024 08:33AM
Age/Gender : 53 Y 9 M 8 D/M	Received : 09/Nov/2024 12:19PM
UHID/MR No : CKOR.0000259371	Reported : 09/Nov/2024 01:29PM
Visit ID : CKOROPV431199	Status : Final Report
Ref Doctor : Self	Sponsor Name : ARCOFEMI HEALTHCARE LIMITED
Emp/Auth/TPA ID : 22E36953	

DEPARTMENT OF HAEMATOLOGY

ARCOFEMI - MEDIWHEEL - FULL BODY ANNUAL PLUS ABOVE 50Y MALE - 2D ECHO - PAN INDIA - FY2324


Test Name	Result	Unit	Bio. Ref. Interval	Method
<b>HEMOGRAM , WHOLE BLOOD EDTA</b>				
HAEMOGLOBIN	14.6	g/dL	13-17	Spectrophotometer
PCV	44.40	%	40-50	Electronic pulse & Calculation
RBC COUNT	5.39	Million/cu.mm	4.5-5.5	Electrical Impedance
MCV	<b>82.4</b>	fL	83-101	Calculated
MCH	27	pg	27-32	Calculated
MCHC	32.8	g/dL	31.5-34.5	Calculated
R.D.W	13.9	%	11.6-14	Calculated
TOTAL LEUCOCYTE COUNT (TLC)	8,630	cells/cu.mm	4000-10000	Electrical Impedance
<b>DIFFERENTIAL LEUCOCYTIC COUNT (DLC)</b>				
NEUTROPHILS	60	%	40-80	Electrical Impedance
LYMPHOCYTES	28	%	20-40	Electrical Impedance
EOSINOPHILS	2.9	%	1-6	Electrical Impedance
MONOCYTES	8.9	%	2-10	Electrical Impedance
BASOPHILS	0.2	%	<1-2	Electrical Impedance
<b>ABSOLUTE LEUCOCYTE COUNT</b>				
NEUTROPHILS	5178	Cells/cu.mm	2000-7000	Calculated
LYMPHOCYTES	2416.4	Cells/cu.mm	1000-3000	Calculated
EOSINOPHILS	250.27	Cells/cu.mm	20-500	Calculated
MONOCYTES	768.07	Cells/cu.mm	200-1000	Calculated
BASOPHILS	17.26	Cells/cu.mm	0-100	Calculated
Neutrophil lymphocyte ratio (NLR)	2.14		0.78- 3.53	Calculated
PLATELET COUNT	308000	cells/cu.mm	150000-410000	Electrical impedance
ERYTHROCYTE SEDIMENTATION RATE (ESR)	9	mm/hour	0-15	Capillary photometry
<b>PERIPHERAL SMEAR</b>				

RBCs: are normocytic normochromic

WBCs: are normal in total number with normal distribution and morphology.



Dr. Vidya Aniket Gore  
M.B.B.S,M.D(Pathology)  
Consultant Pathologist



Dr Priya Murthy  
M.B.B.S,M.D(Pathology)  
Consultant Pathologist

AND LIFESTYLE LIMITED- RRL BANGALORE



Patient Name : Mr.PRADHAN CHANDRASHEKAR	Collected : 09/Nov/2024 08:33AM
Age/Gender : 53 Y 9 M 8 D/M	Received : 09/Nov/2024 12:19PM
UHID/MR No : CKOR.0000259371	Reported : 09/Nov/2024 01:29PM
Visit ID : CKOROPV431199	Status : Final Report
Ref Doctor : Self	Sponsor Name : ARCOFEMI HEALTHCARE LIMITED
Emp/Auth/TPA ID : 22E36953	

**DEPARTMENT OF HAEMATOLOGY**

**ARCOFEMI - MEDIWHEEL - FULL BODY ANNUAL PLUS ABOVE 50Y MALE - 2D ECHO - PAN INDIA - FY2324**


PLATELETS: appear adequate in number.

HEMOPARASITES: negative

**IMPRESSION: NORMOCYTIC NORMOCHROMIC BLOOD PICTURE**



Dr. Vidya Aniket Gore  
M.B.B.S,M.D(Pathology)  
Consultant Pathologist



Dr Priya Murthy  
M.B.B.S,M.D(Pathology)  
Consultant Pathologist

AND LIFESTYLE LIMITED- RRL BANGALORE



Patient Name : Mr.PRADHAN CHANDRASHEKAR	Collected : 09/Nov/2024 08:33AM
Age/Gender : 53 Y 9 M 8 D/M	Received : 09/Nov/2024 12:19PM
UHID/MR No : CKOR.0000259371	Reported : 09/Nov/2024 03:33PM
Visit ID : CKOROPV431199	Status : Final Report
Ref Doctor : Self	Sponsor Name : ARCOFEMI HEALTHCARE LIMITED
Emp/Auth/TPA ID : 22E36953	


DEPARTMENT OF HAEMATOLOGY

ARCOFEMI - MEDIWHEEL - FULL BODY ANNUAL PLUS ABOVE 50Y MALE - 2D ECHO - PAN INDIA - FY2324

Test Name	Result	Unit	Bio. Ref. Interval	Method
<b>BLOOD GROUP ABO AND RH FACTOR , WHOLE BLOOD EDTA</b>				
BLOOD GROUP TYPE	AB			Microplate Hemagglutination
Rh TYPE	Positive			Microplate Hemagglutination



Dr. Vidya Aniket Gore  
M.B.B.S,M.D(Pathology)  
Consultant Pathologist



Dr Priya Murthy  
M.B.B.S,M.D(Pathology)  
Consultant Pathologist

AND LIFESTYLE LIMITED- RRL BANGALORE



Patient Name : Mr.PRADHAN CHANDRASHEKAR	Collected : 09/Nov/2024 11:14AM
Age/Gender : 53 Y 9 M 8 D/M	Received : 09/Nov/2024 01:51PM
UHID/MR No : CKOR.0000259371	Reported : 09/Nov/2024 02:44PM
Visit ID : CKOROPV431199	Status : Final Report
Ref Doctor : Self	Sponsor Name : ARCOFEMI HEALTHCARE LIMITED
Emp/Auth/TPA ID : 22E36953	

DEPARTMENT OF BIOCHEMISTRY

ARCOFEMI - MEDIWHEEL - FULL BODY ANNUAL PLUS ABOVE 50Y MALE - 2D ECHO - PAN INDIA - FY2324

Test Name	Result	Unit	Bio. Ref. Interval	Method
GLUCOSE, FASTING , NAF PLASMA	151	mg/dL	70-100	HEXOKINASE

Comment:

As per American Diabetes Guidelines, 2023

Fasting Glucose Values in mg/dL	Interpretation
70-100 mg/dL	Normal
100-125 mg/dL	Prediabetes
≥126 mg/dL	Diabetes
<70 mg/dL	Hypoglycemia

Note:

- 1.The diagnosis of Diabetes requires a fasting plasma glucose of  $>$  or  $=$  126 mg/dL and/or a random / 2 hr post glucose value of  $>$  or  $=$  200 mg/dL on at least 2 occasions.
2. Very high glucose levels ( $>$ 450 mg/dL in adults) may result in Diabetic Ketoacidosis & is considered critical.


Test Name	Result	Unit	Bio. Ref. Interval	Method
GLUCOSE, POST PRANDIAL (PP), 2 HOURS , SODIUM FLUORIDE PLASMA (2 HR)	234	mg/dL	70-140	HEXOKINASE

Comment:

It is recommended that FBS and PPBS should be interpreted with respect to their Biological reference ranges and not with each other. Conditions which may lead to lower postprandial glucose levels as compared to fasting glucose levels may be due to reactive hypoglycemia, dietary meal content, duration or timing of sampling after food digestion and absorption, medications such as insulin preparations, sulfonylureas, amylin analogues, or conditions such as overproduction of insulin.



Dr.Govinda Raju N L  
MSc,PhD(Biochemistry)  
Consultant Biochemistry



Dr Priya Murthy  
M.B.B.S,M.D(Pathology)  
Consultant Pathologist



THIS TEST HAS BEEN PERFORMED AT APOLLO HEALTH AND LIFESTYLE LIMITED- RRL BANGALORE  
SIN No:KOR241100564

Apollo Health and Lifestyle Limited

(CIN - U061107C2009PH6115839)  
This test has been performed at Apollo Health & Lifestyle Ltd, RRL BANGALORE Laboratory  
Regd. Office: 1-10-60/62, Ashoka Raghupathi Chambers, 5th Floor, Begumpet, Hyderabad, Telangana - 500 016 |  
www.apollohl.com | Email ID: enquiry@apollohl.com, Ph No: 040-4904 7777, Fax No: 4904 7744

Address:  
32/100/125, Doddabangur Village, Neeladri Main Road,  
Neeladri Nagar, Electronic city, Bengaluru,  
Karnataka - 560034

Patient Name : Mr.PRADHAN CHANDRASHEKAR	Collected : 09/Nov/2024 08:33AM
Age/Gender : 53 Y 9 M 8 D/M	Received : 09/Nov/2024 12:24PM
UHID/MR No : CKOR.0000259371	Reported : 09/Nov/2024 02:34PM
Visit ID : CKOROPV431199	Status : Final Report
Ref Doctor : Self	Sponsor Name : ARCOFEMI HEALTHCARE LIMITED
Emp/Auth/TPA ID : 22E36953	

DEPARTMENT OF BIOCHEMISTRY

ARCOFEMI - MEDIWHEEL - FULL BODY ANNUAL PLUS ABOVE 50Y MALE - 2D ECHO - PAN INDIA - FY2324

Test Name	Result	Unit	Bio. Ref. Interval	Method
<b>HBA1C (GLYCATED HEMOGLOBIN) , WHOLE BLOOD EDTA</b>				
HBA1C, GLYCATED HEMOGLOBIN	6.9	%		HPLC
ESTIMATED AVERAGE GLUCOSE (eAG)	151	mg/dL		Calculated

**Comment:**

Reference Range as per American Diabetes Association (ADA) 2023 Guidelines:

REFERENCE GROUP	HBA1C %
NON DIABETIC	<5.7
PREDIABETES	5.7 – 6.4
DIABETES	≥ 6.5
DIABETICS	
EXCELLENT CONTROL	6 – 7
FAIR TO GOOD CONTROL	7 – 8
UNSATISFACTORY CONTROL	8 – 10
POOR CONTROL	>10

**Note:** Dietary preparation or fasting is not required.

1. HbA1c is recommended by American Diabetes Association for Diagnosing Diabetes and monitoring Glycemic Control by American Diabetes Association guidelines 2023.

2. Trends in HbA1c values is a better indicator of Glycemic control than a single test.

3. Low HbA1c in Non-Diabetic patients are associated with Anemia (Iron Deficiency/Hemolytic), Liver Disorders, Chronic Kidney Disease. Clinical Correlation is advised in interpretation of low Values.


4. Falsely low HbA1c (below 4%) may be observed in patients with clinical conditions that shorten erythrocyte life span or decrease mean erythrocyte age. HbA1c may not accurately reflect glycemic control when clinical conditions that affect erythrocyte survival are present.

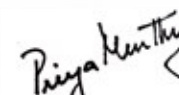
5. In cases of Interference of Hemoglobin variants in HbA1c, alternative methods (Fructosamine) estimation is recommended for Glycemic Control

A: HbF >25%

B: Homozygous Hemoglobinopathy.

(Hb Electrophoresis is recommended method for detection of Hemoglobinopathy)

  
**Dr. Govinda Raju N L**  
 MSc, PhD (Biochemistry)  
 Consultant Biochemistry

  
**Dr Priya Murthy**  
 M.B.B.S, M.D (Pathology)  
 Consultant Pathologist



THIS TEST HAS BEEN PERFORMED AT APOLLO HEALTH AND LIFESTYLE LIMITED- RRL BANGALORE  
 SIN No: KOR241100423

**Apollo Health and Lifestyle Limited**

(CIN - U06110TC2000PHG115849)

This test has been performed at Apollo Health & Lifestyle Ltd, RRL BANGALORE Laboratory,  
 Regd. Office: 1-10-60/62, Ashoka Raghupathi Chambers, 5th Floor, Begumpet, Hyderabad, Telangana - 500 016 |

www.apollohl.com | Email ID: enquiry@apollohl.com, Ph No: 040-4904 7777, Fax No: 4904 7744

Address:

32/100/125, Doddabangla Village, Neeladri Main Road,  
 Neeladri Nagar, Electronic city, Bengaluru,  
 Karnataka - 560034

APOLLO CLINICS NETWORK

Telangana: Hyderabad (AS Rao Nagar | Chanda Nagar | Kondapur | Nallakunta | Nizampet | Manikonda | Uppal) | Andhra Pradesh: Vizag (Seethamma Peta) | Karnataka: Bangalore (Basavanagudi | Bellandur | Electronics City | Fraser Town | HSR Layout | Indira Nagar | JP Nagar | Kundalahalli | Koramangala | Sarjapur Road) | Mysore (VV Mohalla) | Tamilnadu: Chennai (Annanagar | Kotturpuram | Mogappair | T Nagar | Valasaravakkam | Velachery) | Maharashtra: Pune (Aundh | Nigdi Pradhikaran | Viman Nagar | Wanowrie) | Uttar Pradesh: Ghaziabad (Indrapuram) | Gujarat: Ahmedabad (Satellite) | Punjab: Amritsar (Court Road) | Haryana: Faridabad (Railway Station Road)

Patient Name : Mr.PRADHAN CHANDRASHEKAR	Collected : 09/Nov/2024 08:33AM
Age/Gender : 53 Y 9 M 8 D/M	Received : 09/Nov/2024 01:14PM
UHID/MR No : CKOR.0000259371	Reported : 09/Nov/2024 03:26PM
Visit ID : CKOROPV431199	Status : Final Report
Ref Doctor : Self	Sponsor Name : ARCOFEMI HEALTHCARE LIMITED
Emp/Auth/TPA ID : 22E36953	

DEPARTMENT OF BIOCHEMISTRY


ARCOFEMI - MEDIWHEEL - FULL BODY ANNUAL PLUS ABOVE 50Y MALE - 2D ECHO - PAN INDIA - FY2324

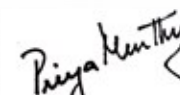
Test Name	Result	Unit	Bio. Ref. Interval	Method
<b>LIPID PROFILE , SERUM</b>				
TOTAL CHOLESTEROL	139	mg/dL	<200	CHO-POD
TRIGLYCERIDES	94	mg/dL	<150	GPO-POD
HDL CHOLESTEROL	51	mg/dL	40-60	Enzymatic Immunoinhibition
NON-HDL CHOLESTEROL	88	mg/dL	<130	Calculated
LDL CHOLESTEROL	69.3	mg/dL	<100	Calculated
VLDL CHOLESTEROL	18.8	mg/dL	<30	Calculated
CHOL / HDL RATIO	2.73		0-4.97	Calculated
ATHEROGENIC INDEX (AIP)	< 0.01		<0.11	Calculated

**Comment:**

Reference Interval as per National Cholesterol Education Program (NCEP) Adult Treatment Panel III Report.

	Desirable	Borderline High	High	Very High
TOTAL CHOLESTEROL	< 200	200 - 239	≥ 240	
TRIGLYCERIDES	<150	150 - 199	200 - 499	≥ 500
LDL	Optimal < 100 Near Optimal 100-129	130 - 159	160 - 189	≥ 190
HDL	≥ 60			
NON-HDL CHOLESTEROL	Optimal <130; Above Optimal 130-159	160-189	190-219	>220

  
**Dr. Govinda Raju N L**  
 MSc, PhD (Biochemistry)  
 Consultant Biochemistry

  
**Dr Priya Murthy**  
 M.B.B.S, M.D (Pathology)  
 Consultant Pathologist



THIS TEST HAS BEEN PERFORMED AT APOLLO HEALTH AND LIFESTYLE LIMITED- RRL BANGALORE  
 SIN No: KOR241100422

**Apollo Health and Lifestyle Limited**

(CIN - U061107C2800PH6115819)  
 Regd. Office: 1-10-60/62, Ashoka Raghupathi Chambers, 5th Floor, Begumpet, Hyderabad, Telangana - 500 016 |  
 www.apollohl.com | Email ID: enquiry@apollohl.com, Ph No: 040-4904 7777, Fax No: 4904 7744

Address:  
 32/100/125, Doddabangla Village, Neeladri Main Road,  
 Neeladri Nagar, Electronic city, Bengaluru,  
 Karnataka - 560034



Patient Name : Mr.PRADHAN CHANDRASHEKAR	Collected : 09/Nov/2024 08:33AM
Age/Gender : 53 Y 9 M 8 D/M	Received : 09/Nov/2024 01:14PM
UHID/MR No : CKOR.0000259371	Reported : 09/Nov/2024 03:26PM
Visit ID : CKOROPV431199	Status : Final Report
Ref Doctor : Self	Sponsor Name : ARCOFEMI HEALTHCARE LIMITED
Emp/Auth/TPA ID : 22E36953	

DEPARTMENT OF BIOCHEMISTRY

ARCOFEMI - MEDIWHEEL - FULL BODY ANNUAL PLUS ABOVE 50Y MALE - 2D ECHO - PAN INDIA - FY2324

Test Name	Result	Unit	Bio. Ref. Interval	Method
<b>LIVER FUNCTION TEST (LFT) , SERUM</b>				
BILIRUBIN, TOTAL	0.75	mg/dL	0.3-1.2	DPD
BILIRUBIN CONJUGATED (DIRECT)	0.13	mg/dL	<0.2	DPD
BILIRUBIN (INDIRECT)	0.62	mg/dL	0.0-1.1	Dual Wavelength
ALANINE AMINOTRANSFERASE (ALT/SGPT)	29	U/L	<50	IFCC
ASPARTATE AMINOTRANSFERASE (AST/SGOT)	22.0	U/L	<50	IFCC
AST (SGOT) / ALT (SGPT) RATIO (DE RITIS)	0.8		<1.15	Calculated
ALKALINE PHOSPHATASE	83.00	U/L	30-120	IFCC
PROTEIN, TOTAL	8.55	g/dL	6.6-8.3	Biuret
ALBUMIN	4.74	g/dL	3.5-5.2	BROMO CRESOL GREEN
GLOBULIN	3.81	g/dL	2.0-3.5	Calculated
A/G RATIO	1.24		0.9-2.0	Calculated

**Comment:**

LFT results reflect different aspects of the health of the liver, i.e., hepatocyte integrity (AST & ALT), synthesis and secretion of bile (Bilirubin, ALP), cholestasis (ALP, GGT), protein synthesis (Albumin) Common patterns seen:

1. Hepatocellular Injury:

\*AST – Elevated levels can be seen. However, it is not specific to liver and can be raised in cardiac and skeletal injuries.\*ALT – Elevated levels indicate hepatocellular damage. It is considered to be most specific lab test for hepatocellular injury. Values also correlate well with increasing BMI. Disproportionate increase in AST, ALT compared with ALP. AST: ALT (ratio) – In case of hepatocellular injury AST: ALT > 1 In Alcoholic Liver Disease AST: ALT usually >2. This ratio is also seen to be increased in NAFLD, Wilson's diseases, Cirrhosis, but the increase is usually not >2.


2. Cholestatic Pattern:\*ALP – Disproportionate increase in ALP compared with AST, ALT. ALP elevation also seen in pregnancy, impacted by age and sex.\*Bilirubin elevated- predominantly direct , To establish the hepatic origin correlation with elevated GGT helps.

3. Synthetic function impairment:\*Albumin- Liver disease reduces albumin levels, Correlation with PT (Prothrombin Time) helps.

4. Associated tests for assessment of liver fibrosis - Fibrosis-4 and APRI Index.



Dr.Govinda Raju N L  
MSc,PhD(Biochemistry)  
Consultant Biochemistry



Dr Priya Murthy  
M.B.B.S,M.D(Pathology)  
Consultant Pathologist



THIS TEST HAS BEEN PERFORMED AT APOLLO HEALTH AND LIFESTYLE LIMITED- RRL BANGALORE  
SIN No:KOR241100422

**Apollo Health and Lifestyle Limited** (CIN - U06110TC2800PH6115849)

This test has been performed at Apollo Health & Lifestyle Ltd, RRL BANGALORE Laboratory  
Regd. Office: 1-10-60/62, Ashoka Raghupathi Chambers, 5th Floor, Begumpet, Hyderabad, Telangana - 500 016 |  
www.apollohl.com | Email ID: enquiry@apollohl.com, Ph No: 040-4904 7777, Fax No: 4904 7744

Address:  
32/100/125, Doddabangla Village, Neeladri Main Road,  
Neeladri Nagar, Electronic city, Bengaluru,  
Karnataka- 560034

APOLLO CLINICS NETWORK


Telangana: Hyderabad (AS Rao Nagar | Chanda Nagar | Kondapur | Nallakunta | Nizampet | Manikonda | Uppal ) Andhra Pradesh: Vizag (Seethamma Peta) Karnataka: Bangalore (Basavanagudi | Bellandur | Electronics City | Fraser Town | HSR Layout | Indira Nagar | JP Nagar | Kundalahalli | Koramangala | Sarjapur Road) Mysore (VV Mohalla) Tamilnadu: Chennai (Annanagar | Kotturpuram | Mogappair | T Nagar | Valasaravakkam | Velachery ) Maharashtra: Pune (Aundh | Nigdi Pradhikaran | Viman Nagar | Wanowrie) Uttar Pradesh: Ghaziabad (Indrapuram) Gujarat: Ahmedabad (Satellite) Punjab: Amritsar (Court Road) Haryana: Faridabad (Railway Station Road)


Patient Name : Mr.PRADHAN CHANDRASHEKAR	Collected : 09/Nov/2024 08:33AM
Age/Gender : 53 Y 9 M 8 D/M	Received : 09/Nov/2024 01:14PM
UHID/MR No : CKOR.0000259371	Reported : 09/Nov/2024 03:26PM
Visit ID : CKOROPV431199	Status : Final Report
Ref Doctor : Self	Sponsor Name : ARCOFEMI HEALTHCARE LIMITED
Emp/Auth/TPA ID : 22E36953	

DEPARTMENT OF BIOCHEMISTRY

ARCOFEMI - MEDIWHEEL - FULL BODY ANNUAL PLUS ABOVE 50Y MALE - 2D ECHO - PAN INDIA - FY2324

Test Name	Result	Unit	Bio. Ref. Interval	Method
<b>RENAL PROFILE/KIDNEY FUNCTION TEST (RFT/KFT) , SERUM</b>				
CREATININE	0.93	mg/dL	0.84 - 1.25	Modified Jaffe, Kinetic
UREA	20.50	mg/dL	17-43	GLDH, Kinetic Assay
BLOOD UREA NITROGEN	9.6	mg/dL	8.0 - 23.0	Calculated
URIC ACID	6.20	mg/dL	3.5-7.2	Uricase PAP
CALCIUM	9.90	mg/dL	8.8-10.6	Arsenazo III
PHOSPHORUS, INORGANIC	3.53	mg/dL	2.5-4.5	Phosphomolybdate Complex
SODIUM	136	mmol/L	136-146	ISE (Indirect)
POTASSIUM	5.4	mmol/L	3.5-5.1	ISE (Indirect)
CHLORIDE	104	mmol/L	101-109	ISE (Indirect)
PROTEIN, TOTAL	8.55	g/dL	6.6-8.3	Biuret
ALBUMIN	4.74	g/dL	3.5-5.2	BROMO CRESOL GREEN
GLOBULIN	3.81	g/dL	2.0-3.5	Calculated
A/G RATIO	1.24		0.9-2.0	Calculated

  
**Dr. Govinda Raju N L**  
 MSc, PhD (Biochemistry)  
 Consultant Biochemistry

  
**Dr Priya Murthy**  
 M.B.B.S, M.D (Pathology)  
 Consultant Pathologist



THIS TEST HAS BEEN PERFORMED AT APOLLO HEALTH AND LIFESTYLE LIMITED- RRL BANGALORE  
 SIN No: KOR241100422

**Apollo Health and Lifestyle Limited** (CIN - U061107C2800PHG115819)  
 Regd. Office: 1-10-60/62, Ashoka Raghupathi Chambers, 5th Floor, Begumpet, Hyderabad, Telangana - 500 016 |  
 www.apollohl.com | Email ID: enquiry@apollohl.com, Ph No: 040-4904 7777, Fax No: 4904 7744

Address:  
 32/100/125, Doddabangla Village, Neeladri Main Road,  
 Neeladri Nagar, Electronic city, Bengaluru,  
 Karnataka - 560034

  
**1860 500 7788**  
 www.apolloclinic.com



Patient Name : Mr.PRADHAN CHANDRASHEKAR	Collected : 09/Nov/2024 08:33AM
Age/Gender : 53 Y 9 M 8 D/M	Received : 09/Nov/2024 01:14PM
UHID/MR No : CKOR.0000259371	Reported : 09/Nov/2024 03:11PM
Visit ID : CKOROPV431199	Status : Final Report
Ref Doctor : Self	Sponsor Name : ARCOFEMI HEALTHCARE LIMITED
Emp/Auth/TPA ID : 22E36953	

**DEPARTMENT OF BIOCHEMISTRY**

**ARCOFEMI - MEDIWHEEL - FULL BODY ANNUAL PLUS ABOVE 50Y MALE - 2D ECHO - PAN INDIA - FY2324**

Test Name	Result	Unit	Bio. Ref. Interval	Method
<b>GAMMA GLUTAMYL TRANSPEPTIDASE (GGT) , SERUM</b>	28.00	U/L	<55	IFCC

*Priya Murthy*

Dr Priya Murthy  
M.B.B.S.,M.D(Pathology)  
Consultant Pathologist



Patient Name : Mr.PRADHAN CHANDRASHEKAR	Collected : 09/Nov/2024 08:33AM
Age/Gender : 53 Y 9 M 8 D/M	Received : 09/Nov/2024 01:10PM
UHID/MR No : CKOR.0000259371	Reported : 09/Nov/2024 09:48PM
Visit ID : CKOROPV431199	Status : Final Report
Ref Doctor : Self	Sponsor Name : ARCOFEMI HEALTHCARE LIMITED
Emp/Auth/TPA ID : 22E36953	

DEPARTMENT OF IMMUNOLOGY

ARCOFEMI - MEDIWHEEL - FULL BODY ANNUAL PLUS ABOVE 50Y MALE - 2D ECHO - PAN INDIA - FY2324


Test Name	Result	Unit	Bio. Ref. Interval	Method
<b>THYROID PROFILE TOTAL (T3, T4, TSH) , SERUM</b>				
TRI-IODOTHYRONINE (T3, TOTAL)	1.2	ng/mL	0.7-2.04	CLIA
THYROXINE (T4, TOTAL)	10.6	µg/dL	5.48-14.28	CLIA
THYROID STIMULATING HORMONE (TSH)	0.862	µIU/mL	0.34-5.60	CLIA

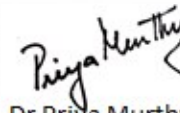
Comment:

<b>For pregnant females</b>	<b>Bio Ref Range for TSH in uIU/ml (As per American Thyroid Association)</b>
First trimester	0.1 - 2.5
Second trimester	0.2 – 3.0
Third trimester	0.3 – 3.0

- TSH is a glycoprotein hormone secreted by the anterior pituitary. TSH activates production of T3 (Triiodothyronine) and its prohormone T4 (Thyroxine). Increased blood level of T3 and T4 inhibit production of TSH.
- TSH is elevated in primary hypothyroidism and will be low in primary hyperthyroidism. Elevated or low TSH in the context of normal free thyroxine is often referred to as sub-clinical hypo- or hyperthyroidism respectively.
- Both T4 & T3 provides limited clinical information as both are highly bound to proteins in circulation and reflects mostly inactive hormone. Only a very small fraction of circulating hormone is free and biologically active.
- Significant variations in TSH can occur with circadian rhythm, hormonal status, stress, sleep deprivation, medication & circulating antibodies.

TSH	T3	T4	FT4	Conditions
High	Low	Low	Low	Primary Hypothyroidism, Post Thyroidectomy, Chronic Autoimmune Thyroiditis
High	N	N	N	Subclinical Hypothyroidism, Autoimmune Thyroiditis, Insufficient Hormone Replacement Therapy.
N/Low	Low	Low	Low	Secondary and Tertiary Hypothyroidism
Low	High	High	High	Primary Hyperthyroidism, Goitre, Thyroiditis, Drug effects, Early Pregnancy
Low	N	N	N	Subclinical Hyperthyroidism
Low	Low	Low	Low	Central Hypothyroidism, Treatment with Hyperthyroidism
Low	N	High	High	Thyroiditis, Interfering Antibodies
N/Low	High	N	N	T3 Thyrotoxicosis, Non thyroidal causes

  
**Dr. Govinda Raju N L**  
 MSc, PhD (Biochemistry)  
 Consultant Biochemistry

  
**Dr Priya Murthy**  
 M.B.B.S, M.D (Pathology)  
 Consultant Pathologist



THIS TEST HAS BEEN PERFORMED AT APOLLO HEALTH AND LIFESTYLE LIMITED- RRL BANGALORE  
 SIN No: KOR241100418

**Apollo Health and Lifestyle Limited** (CIN - U061107C2800PH6115849)  
 This test has been performed at Apollo Health & Lifestyle Ltd, RRL BANGALORE Laboratory  
 Regd. Office: 1-10-60/62, Ashoka Raghupathi Chambers, 5th Floor, Begumpet, Hyderabad, Telangana - 500 016 |  
 www.apollohl.com | Email ID: enquiry@apollohl.com, Ph No: 040-4904 7777, Fax No: 4904 7744

Address:  
 Apollo Health and Lifestyle Limited, Apollo Health and Lifestyle Ltd, RRL BANGALORE Laboratory,  
 Neeladri Nagar, Electronic city, Bengaluru,  
 Karnataka - 560034

  
 1860 500 7788  
 www.apolloclinic.com

**APOLLO CLINICS NETWORK**  
 Telangana: Hyderabad (AS Rao Nagar | Chanda Nagar | Kondapur | Nallakunta | Nizampet | Manikonda | Uppal) | Andhra Pradesh: Vizag (Seethamma Peta) | Karnataka: Bangalore (Basavanagudi | Bellandur | Electronics City | Fraser Town | HSR Layout | Indira Nagar | JP Nagar | Kundalahalli | Koramangala | Sarjapur Road) | Mysore (VV Mohalla) | Tamilnadu: Chennai (Annanagar | Kotturpuram | Mogappair | T Nagar | Valasaravakkam | Velachery) | Maharashtra: Pune (Aundh | Nigdi Pradhikaran | Viman Nagar | Wanowrie) | Uttar Pradesh: Ghaziabad (Indrapuram) | Gujarat: Ahmedabad (Satellite) | Punjab: Amritsar (Court Road) | Haryana: Faridabad (Railway Station Road)

Patient Name : Mr.PRADHAN CHANDRASHEKAR	Collected : 09/Nov/2024 08:33AM
Age/Gender : 53 Y 9 M 8 D/M	Received : 09/Nov/2024 01:10PM
UHID/MR No : CKOR.0000259371	Reported : 09/Nov/2024 09:48PM
Visit ID : CKOROPV431199	Status : Final Report
Ref Doctor : Self	Sponsor Name : ARCOFEMI HEALTHCARE LIMITED
Emp/Auth/TPA ID : 22E36953	

**DEPARTMENT OF IMMUNOLOGY**

**ARCOFEMI - MEDIWHEEL - FULL BODY ANNUAL PLUS ABOVE 50Y MALE - 2D ECHO - PAN INDIA - FY2324**

High	High	High	High	Pituitary Adenoma; TSHoma/Thyrotropinoma
------	------	------	------	--

*Govinda Raju*  
**Dr.Govinda Raju N L**  
 MSc,PhD(Biochemistry)  
 Consultant Biochemistry

*Priya Murthy*  
**Dr Priya Murthy**  
 M.B.B.S,M.D(Pathology)  
 Consultant Pathologist



THIS TEST HAS BEEN PERFORMED AT APOLLO HEALTH AND LIFESTYLE LIMITED- RRL BANGALORE  
 SIN No:KOR241100418

**Apollo Health and Lifestyle Limited** (CIN - U06110TC2000PHG115819)  
 Regd. Office: 1-10-60/62, Ashoka Raghupathi Chambers, 5th Floor, Begumpet, Hyderabad, Telangana - 500 016 |  
 www.apollohl.com | Email ID: enquiry@apollohl.com, Ph No: 040-4904 7777, Fax No: 4904 7744

Address:  
 32/100/125, Doddabangla Village, Neeladri Main Road,  
 Neeladri Nagar, Electronic city, Bengaluru,  
 Karnataka- 560034

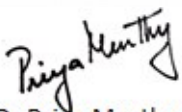
 **1860 500 7788**  
[www.apolloclinic.com](http://www.apolloclinic.com)

Patient Name : Mr.PRADHAN CHANDRASHEKAR	Collected : 09/Nov/2024 08:33AM
Age/Gender : 53 Y 9 M 8 D/M	Received : 09/Nov/2024 01:10PM
UHID/MR No : CKOR.0000259371	Reported : 09/Nov/2024 01:48PM
Visit ID : CKOROPV431199	Status : Final Report
Ref Doctor : Self	Sponsor Name : ARCOFEMI HEALTHCARE LIMITED
Emp/Auth/TPA ID : 22E36953	

DEPARTMENT OF IMMUNOLOGY

ARCOFEMI - MEDIWHEEL - FULL BODY ANNUAL PLUS ABOVE 50Y MALE - 2D ECHO - PAN INDIA - FY2324

Test Name	Result	Unit	Bio. Ref. Interval	Method
TOTAL PROSTATIC SPECIFIC ANTIGEN (tPSA) , SERUM	0.470	ng/mL	0-4	CLIA



Dr Priya Murthy  
M.B.B.S.,M.D(Pathology)  
Consultant Pathologist



Patient Name : Mr.PRADHAN CHANDRASHEKAR	Collected : 09/Nov/2024 08:33AM
Age/Gender : 53 Y 9 M 8 D/M	Received : 09/Nov/2024 01:14PM
UHID/MR No : CKOR.0000259371	Reported : 09/Nov/2024 01:58PM
Visit ID : CKOROPV431199	Status : Final Report
Ref Doctor : Self	Sponsor Name : ARCOFEMI HEALTHCARE LIMITED
Emp/Auth/TPA ID : 22E36953	

DEPARTMENT OF CLINICAL PATHOLOGY


ARCOFEMI - MEDIWHEEL - FULL BODY ANNUAL PLUS ABOVE 50Y MALE - 2D ECHO - PAN INDIA - FY2324

Test Name	Result	Unit	Bio. Ref. Interval	Method
<b>COMPLETE URINE EXAMINATION (CUE) , URINE</b>				
<b>PHYSICAL EXAMINATION</b>				
COLOUR	PALE YELLOW		PALE YELLOW	Visual
TRANSPARENCY	CLEAR		CLEAR	Physical Measurement
pH	5.5		5-7.5	Double Indicator
SP. GRAVITY	1.025		1.002-1.030	Bromothymol Blue
<b>BIOCHEMICAL EXAMINATION</b>				
URINE PROTEIN	NEGATIVE		NEGATIVE	Protein Error Of Indicator
GLUCOSE	POSITIVE ++		NEGATIVE	Glucose Oxidase
URINE BILIRUBIN	NEGATIVE		NEGATIVE	Azo Coupling Reaction
URINE KETONES (RANDOM)	NEGATIVE		NEGATIVE	Sodium Nitro Prusside
UROBILINOGEN	NORMAL		NORMAL	Modified Ehrlich Reaction
NITRITE	NEGATIVE		NEGATIVE	Diazotization
LEUCOCYTE ESTERASE	NEGATIVE		NEGATIVE	Leucocyte Esterase
<b>CENTRIFUGED SEDIMENT WET MOUNT AND MICROSCOPY</b>				
PUS CELLS	2-3	/hpf	0-5	Microscopy
EPITHELIAL CELLS	1-2	/hpf	<10	Microscopy
RBC	NIL	/hpf	0-2	Microscopy
CASTS	NIL		0-2 Hyaline Cast	Microscopy
CRYSTALS	ABSENT		ABSENT	Microscopy

Result is rechecked manually.

**Comment:**

All urine samples are checked for adequacy and suitability before examination. All abnormal chemical examination are rechecked and verified by manual methods. Microscopy findings are reported as an average of 10 high power fields.

  
**Dr. Rajalakshmi D**  
 M.B.B.S,M.D  
 Consultant Pathologist

  
**Dr. Vidya Aniket Gore**  
 M.B.B.S,M.D(Pathology)  
 Consultant Pathologist



THIS TEST HAS BEEN PERFORMED AT APOLLO HEALTH

**Apollo Health and Lifestyle Limited** (CIN - 063110132000PLC115019)  
 5th Floor, Begumpet, Hyderabad, Telangana - 500 016 |  
 Bangalore - 560034  
 Email ID: enquiry@apollohl.com, Ph No: 040-4904 7777, Fax No: 4904 7744

Address:  
 323/100/123, Doddathangur Village, Neeladri Main Road,  
 Neeladri Nagar, Electronic city, Bengaluru,  
 Karnataka - 560034

  
**1860 500 7788**  
 www.apolloclinic.com

Telangana: Hyderabad (AS Rao Nagar | Chanda Nagar | Kondapur | Nallakunta | Nizampet | Manikonda | Uppal) | Andhra Pradesh: Vizag (Seethamma Peta) | Karnataka: Bangalore (Basavanagudi | Bellandur | Electronics City | Fraser Town | HSR Layout | Indira Nagar | JP Nagar | Kundalahalli | Koramangala | Sarjapur Road) | Mysore (VV Mohalla) | Tamilnadu: Chennai (Annanagar | Kotturpuram | Mogappair | T Nagar | Valasaravakkam | Velachery) | Maharashtra: Pune (Aundh | Nigdi Pradhikaran | Viman Nagar | Wanowrie) | Uttar Pradesh: Ghaziabad (Indrapuram) | Gujarat: Ahmedabad (Satellite) | Punjab: Amritsar (Court Road) | Haryana: Faridabad (Railway Station Road)

Patient Name : Mr.PRADHAN CHANDRASHEKAR	Collected : 09/Nov/2024 11:14AM
Age/Gender : 53 Y 9 M 8 D/M	Received : 09/Nov/2024 01:49PM
UHID/MR No : CKOR.0000259371	Reported : 09/Nov/2024 03:20PM
Visit ID : CKOROPV431199	Status : Final Report
Ref Doctor : Self	Sponsor Name : ARCOFEMI HEALTHCARE LIMITED
Emp/Auth/TPA ID : 22E36953	


DEPARTMENT OF CLINICAL PATHOLOGY

ARCOFEMI - MEDIWHEEL - FULL BODY ANNUAL PLUS ABOVE 50Y MALE - 2D ECHO - PAN INDIA - FY2324

Test Name	Result	Unit	Bio. Ref. Interval	Method
URINE GLUCOSE(POST PRANDIAL)	NEGATIVE		NEGATIVE	GOD-POD



Dr. Vidya Aniket Gore  
M.B.B.S,M.D(Pathology)  
Consultant Pathologist



Dr Priya Murthy  
M.B.B.S,M.D(Pathology)  
Consultant Pathologist

AND LIFESTYLE LIMITED- RRL BANGALORE




Patient Name : Mr.PRADHAN CHANDRASHEKAR	Collected : 09/Nov/2024 08:33AM
Age/Gender : 53 Y 9 M 8 D/M	Received : 09/Nov/2024 01:14PM
UHID/MR No : CKOR.0000259371	Reported : 09/Nov/2024 02:08PM
Visit ID : CKOROPV431199	Status : Final Report
Ref Doctor : Self	Sponsor Name : ARCOFEMI HEALTHCARE LIMITED
Emp/Auth/TPA ID : 22E36953	

DEPARTMENT OF CLINICAL PATHOLOGY

ARCOFEMI - MEDIWHEEL - FULL BODY ANNUAL PLUS ABOVE 50Y MALE - 2D ECHO - PAN INDIA - FY2324

Test Name	Result	Unit	Bio. Ref. Interval	Method
URINE GLUCOSE(FASTING)	NEGATIVE		NEGATIVE	GOD-POD

\*\*\* End Of Report \*\*\*

  
**Dr. Rajalakshmi D**  
 M.B.B.S,M.D  
 Consultant Pathologist

  
**Dr. Vidya Aniket Gore**  
 M.B.B.S,M.D(Pathology)  
 Consultant Pathologist



THIS TEST HAS BEEN PERFORMED AT APOLLO HEALTH

**Apollo Health and Lifestyle Limited** (CIN - 063110132000PLC115017)  
 Registered Office: 16/01/24/16042, 16th Floor, Begumpet, Hyderabad, Telangana - 500 016 |  
 www.apollohl.com | Email ID: enquiry@apollohl.com, Ph No: 040-4904 7777, Fax No: 4904 7744  
 APOLLO CLINICS NETWORK

Address:  
 323/100/123, Doddathangur Village, Neeladri Main Road,  
 Neeladri Nagar, Electronic city, Bengaluru,  
 Karnataka - 560 034

  
**1860 500 7788**  
 www.apolloclinic.com


Telangana: Hyderabad (AS Rao Nagar | Chanda Nagar | Kondapur | Nallakunta | Nizampet | Manikonda | Uppal) | Andhra Pradesh: Vizag (Seethamma Peta) | Karnataka: Bangalore (Basavanagudi | Bellandur | Electronics City | Fraser Town | HSR Layout | Indira Nagar | JP Nagar | Kundalahalli | Koramangala | Sarjapur Road) | Mysore (VV Mohalla) | Tamilnadu: Chennai (Annanagar | Kotturpuram | Mogappair | T Nagar | Valasaravakkam | Velachery) | Maharashtra: Pune (Aundh | Nigdi Pradhikaran | Viman Nagar | Wanowrie) | Uttar Pradesh: Ghaziabad (Indrapuram) | Gujarat: Ahmedabad (Satellite) | Punjab: Amritsar (Court Road) | Haryana: Faridabad (Railway Station Road)

Patient Name : Mr.PRADHAN CHANDRASHEKAR  
Age/Gender : 53 Y 9 M 8 D/M  
UHID/MR No : CKOR.0000259371  
Visit ID : CKOROPV431199  
Ref Doctor : Self  
Emp/Auth/TPA ID : 22E36953

Collected : 09/Nov/2024 08:33AM  
Received : 09/Nov/2024 01:14PM  
Reported : 09/Nov/2024 02:08PM  
Status : Final Report  
Sponsor Name : ARCOFEMI HEALTHCARE LIMITED

### TERMS AND CONDITIONS GOVERNING THIS REPORT

1. Reported results are for information and interpretation of the referring doctor or such other medical professionals, who understand reporting units, reference ranges and limitation of technologies. Laboratories not be responsible for any interpretation whatsoever.
2. It is presumed that the tests performed are, on the specimen / sample being to the patient named or identified and the verifications of particulars have been confirmed by the patient or his / her representative at the point of generation of said specimen.
3. The reported results are restricted to the given specimen only. Results may vary from lab to lab and from time to time for the same parameter for the same patient (within subject biological variation).
4. The patient details along with their results in certain cases like notifiable diseases and as per local regulatory requirements will be communicated to the assigned regulatory bodies.
5. The patient samples can be used as part of internal quality control, test verification, data analysis purposes within the testing scope of the laboratory.
6. This report is not valid for medico legal purposes. It is performed to facilitate medical diagnosis only.



Dr. Rajalakshmi D  
M.B.B.S, M.D  
Consultant Pathologist



Dr. Vidya Aniket Gore  
M.B.B.S, M.D (Pathology)  
Consultant Pathologist



THIS TEST HAS BEEN PERFORMED AT APOLLO HEALTH

**Apollo Health and Lifestyle Limited** (CIN: U74900TG2017PLC000001)  
Registered Office: Apollo Health Chambers, 5th Floor, Begumpet, Hyderabad, Telangana - 500 016 |  
www.apollohl.com | Email ID: enquiry@apollohl.com, Ph No: 040-4904 7777, Fax No: 4904 7744

Address:  
323/100/123, Doddathangur Village, Neeladri Main Road,  
Neeladri Nagar, Electronic city, Bengaluru,  
Karnataka - 560034

 **1860 500 7788**  
www.apolloclinic.com

**Telangana:** Hyderabad (AS Rao Nagar | Chanda Nagar | Kondapur | Nallakunta | Nizampet | Manikonda | Uppal) **Andhra Pradesh:** Vizag (Seethamma Peta) **Karnataka:** Bangalore (Basavanagudi | Bellandur | Electronics City | Fraser Town | HSR Layout | Indira Nagar | JP Nagar | Kundalahalli | Koramangala | Sarjapur Road) **Mysore:** (VV Mohalla) **Tamilnadu:** Chennai (Annanagar | Kotturpuram | Mogappair | T Nagar) **Valasaravakkam | Velachery** **Maharashtra:** Pune (Aundh | Nigdi Pradhikaran | Viman Nagar | Wanowrie) **Uttar Pradesh:** Ghazlabad (Indrapuram) **Gujarat:** Ahmedabad (Satellite) **Punjab:** Amritsar (Court Road) **Haryana:** Faridabad (Railway Station Road)



---

Patient Name	: Mr. PRADHAN CHANDRASHEKAR	Age	: 53Yrs 9Mths 9Days
UHID	: CKOR.0000259371	OP Visit No.	: CKOROPV431199
Printed On	: 09-11-2024 04:52 AM	Advised/Pres Doctor	: --
Department	: Radiology	Qualification	: --
Referred By	: Self	Registration No.	: --
Employer Id	: 22E36953		

---

## DEPARTMENT OF RADIOLOGY

---

### ULTRASOUND ABDOMEN AND PELVIS

#### FINDINGS:

**Liver** is normal in size(12.0 cms) and shows increased echotexture. No biliary dilatation. No focal lesion

**CBD** is not dilated.

**Portal vein** is normal in size, course and calibre.

**Gall bladder** is normal without evidence of calculi, wall thickening or pericholecystic fluid.

**Pancreas** to the extent visualized, appears normal in size, contour and echogenicity

**Spleen** is normal in size, shape, contour and echopattern. No evidence of mass or focal lesions.

Right Kidney is normal in size, position, shape and echopattern. Corticomedullary differentiation is maintained. No evidence of calculi or hydronephrosis.

---

---

Left Kidney is normal in size, position, shape and echopattern. Corticomedullary differentiation is maintained. No evidence of calculi or hydronephrosis.

**Retroperitoneum** – Obscured by bowel gas. No significant lymphadenopathy.

**Urinary Bladder** well distended. wall thickness is normal. No evidence of calculi, mass or mural lesion.

Prostate: normal in size and echotexture.

There is no ascites.

**IMPRESSION: GRADE I FATTY LIVER**

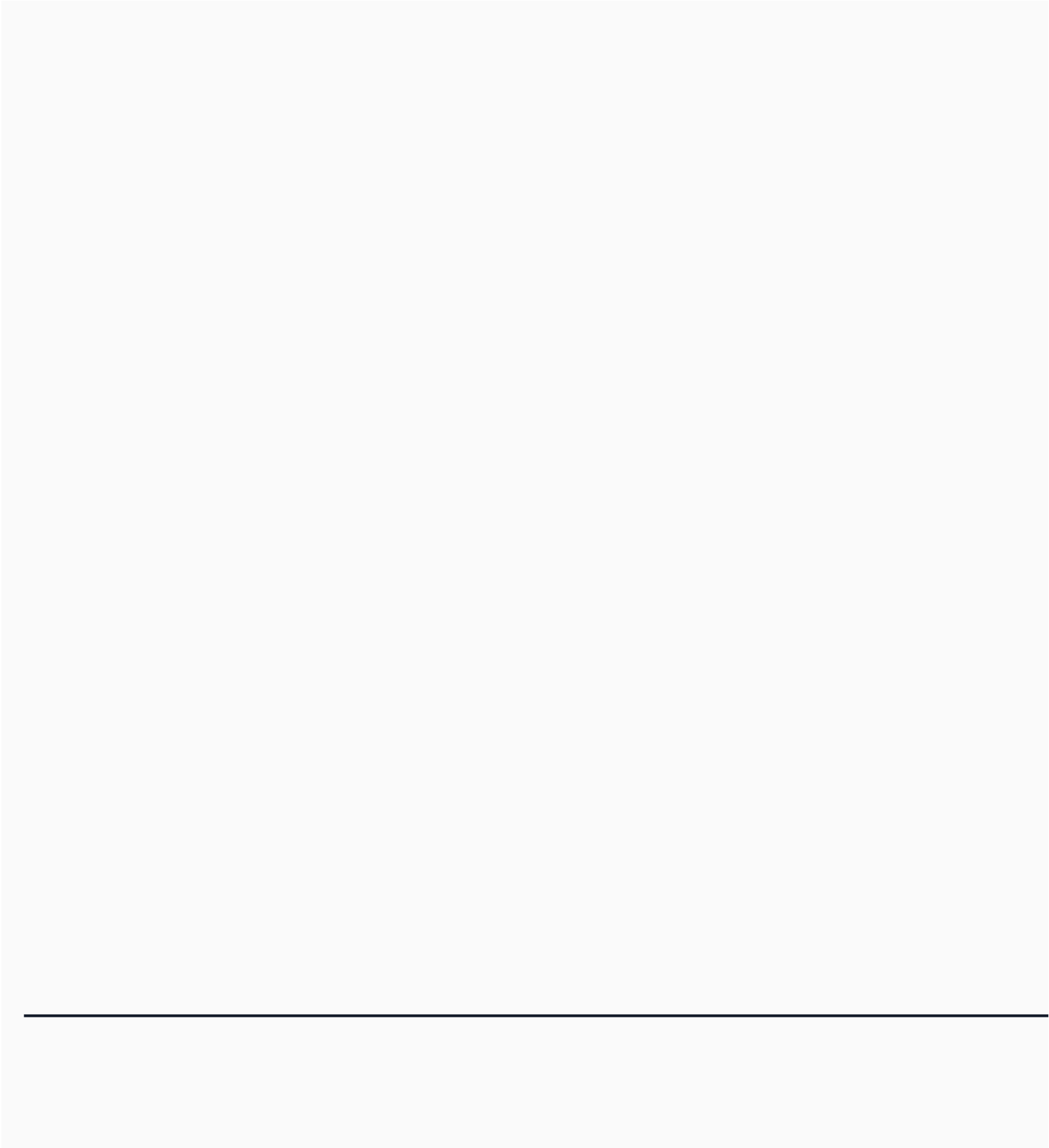
---End Of The Report---



Dr.VINOD P JOSEPH  
MBBS, DNB, DMRD

---

25487  
Radiology



---

Patient Name	: Mr. PRADHAN CHANDRASHEKAR	Age	: 53Yrs 9Mths 12Days
UHID	: CKOR.0000259371	OP Visit No.	: CKOROPV431199
Printed On	: 12-11-2024 05:50 AM	Advised/Pres Doctor	: --
Department	: Cardiology	Qualification	: --
Referred By	: Self	Registration No.	: --
Employer Id	: 22E36953		

---

**DEPARTMENT OF CARDIOLOGY**

---

TMT DONE( POSITIVE)

---End Of The Report---



Dr.MOHAN MURALI  
MBBS, DNB General Medicine, DrNB Cardiology  
ANP2013000191IKTK  
Cardiology

Patient Name	: Mr. PRADHAN CHANDRASHEKAR	Age	: 53Yrs 9Mths 9Days
UHID	: CKOR.0000259371	OP Visit No.	: CKOROPV431199
Printed On	: 09-11-2024 06:36 AM	Advised/Pres Doctor	: --
Department	: Cardiology	Qualification	: --
Referred By	: Self	Registration No.	: --
Employer Id	: 22E36953		

## DEPARTMENT OF CARDIOLOGY

### Observation :-

1. Normal Sinus Rhythm.
2. Heart rate is 80 beats per minutes.
3. No pathological Q wave or ST-T changes seen.
4. Normal P,Q,R,S,T waves and axis.
5. No evidence of chamber, hypertrophy or enlargement seen.

### Impression:

NORMAL RESTING ECG.

NOTE:KINDLY TAKE A PHOTOCOPY OF THE GRAPH FOR FUTURE REFERENCE IF NEEDED

---End Of The Report---



Dr.MOHAN MURALI  
MBBS, DNB General Medicine, DrNB Cardiology  
ANP20130001911KTK  
Cardiology

*NPS Done*

Name : Mr. PRADHAN CHANDRASHEKAR  
Address : Koramangala Vi Bk Bangalore Karnataka INDIA 560095  
Plan : ARCOFEMI MEDIWHEEL MALE AHC  
CREDIT PAN INDIA OP AGREEMENT

Age : 53Y 9M 8D  
sex : Male

UHID : CKOR.0000259371



OP No: CKOROPV431199  
Bill No: CKOR-OCR-85199  
Date: Nov 9th, 2024, 8:14 AM

Sno.	Service Type/Service Name	Department	
	ARCOFEMI - MEDIWHEEL - FULL BODY ANNUAL PLUS ABOVE 50Y MALE - 2D ECHO - PAN INDIA - FY2324		
1	DENTAL CONSULTATION (15) (L)	Consultation	<input type="checkbox"/>
2	PROSTATIC SPECIFIC ANTIGEN (PSA TOTAL)	Biochemistry	<input type="checkbox"/>
3	THYROID PROFILE (TOTAL T3, TOTAL T4, TSH)	Biochemistry	<input type="checkbox"/>
4	HbA1c, GLYCATED HEMOGLOBIN	Biochemistry	<input type="checkbox"/>
5	ULTRASOUND - WHOLE ABDOMEN <i>just pt (18)</i>	Ultrasound Radiology	<input type="checkbox"/>
6	OPHTHAL BY GENERAL PHYSICIAN <i>- 20 opp Rm (11)</i>	Consultation	<input type="checkbox"/>
7	ENT CONSULTATION <i>Dr. vijay</i>	Consultation	<input type="checkbox"/>
8	DIEP CONSULTATION		<input type="checkbox"/>
9	FITNESS BY GENERAL PHYSICIAN	Consultation	<input type="checkbox"/>
10	2 D ECHO	Cardiology	<input type="checkbox"/>
11	X-RAY CHEST PA (11) <i>TMT - 09.</i>	X Ray Radiology	<input type="checkbox"/>
12	ECG (12)	Cardiology	<input type="checkbox"/>
13	BODY MASS INDEX (BMI)	General	<input type="checkbox"/>
14	BLOOD GROUP ABO AND RH FACTOR	Blood Bank	<input type="checkbox"/>
15	COMPLETE URINE EXAMINATION	Clinical Pathology	<input type="checkbox"/>
16	HEMOGRAM + PERIPHERAL SMEAR	Haematology	<input type="checkbox"/>
17	RENAL PROFILE/RENAL FUNCTION TEST (RFT/KFT)	Biochemistry	<input type="checkbox"/>
18	GAMMA GLUTAMYL TRANSFERASE (GGT)	Biochemistry	<input type="checkbox"/>
19	LIVER FUNCTION TEST (LFT)	Biochemistry	<input type="checkbox"/>
20	LIPID PROFILE	Biochemistry	<input type="checkbox"/>
21	URINE GLUCOSE (POST PRANDIAL)	Clinical Pathology	<input type="checkbox"/>
22	URINE GLUCOSE (FASTING)	Clinical Pathology	<input type="checkbox"/>
23	GLUCOSE, POST PRANDIAL (PP), 2 HOURS (POST MEAL)	Biochemistry	<input type="checkbox"/>
24	GLUCOSE, FASTING	Biochemistry	<input type="checkbox"/>

*Physio - 17  
Dental - 15*

*BP - 150/90 mmHg  
PA - 83 blmt*

*wt - 60.2 kg  
Ht - 166 cm*

*Bp - 163/99 (11)  
mmHg*

*(1) 167/100 mmHg  
PA - 94 blmt*



## Apollo Clinic

### Consent Form

Patient Name: Pradhan ..... Age: .....  
UHID Number: ..... Company Name: BOB .....

I Mr/Mrs/Miss: Pradhan ..... Employee of .....

(Company) want to inform you that I am not getting the ophthal .....

Test which is a part of health check package.

Instea Echo BTMT will be done

Reason If any: conso Hation on Monday. .....

And I claim the above statement in my full consciousness.

Patient Signature: [Signature] ..... Date: 09/11/24 .....

**Apollo Health and Lifestyle Limited**

(CIN - U85110TG2000PLC046089) Regd. Office: #7-1-617/A, 615 & 616, Imperial Towers, 7th Floor ; Armeerpet, Hyderabad, Telangana - 500 038 | Email ID: enquiry@apollohl.com

APOLLO CLINICS NETWORK KARNATAKA

**Bangalore** (Basavanagudi | Bellandur | Electronics City | HSR Layout | Indira Nagar | JP Nagar | Kundalahalli | Koramangala | Sarjapur Road) **Mysore** (Kalidasa Road)

Online appointments: www.apolloclinic.com

TO BOOK AN APPOINTMENT

**1860 500 7788**



**Apollo Medical  
Centre**  
Expertise. Closer to you

**Patient Name : Mr P Chandrashekar**

**Patient ID:259371**

**Age : 53Year(s)**

**Sex: Male**

**Referring Doctor : H/C**

**Date:09.11.2024**

**ULTRASOUND ABDOMEN AND PELVIS**

**FINDINGS:**

**Liver** is normal in size(12.0 cms) and shows increased echotexture. No biliary dilatation. No focal lesion

**CBD** is not dilated.

**Portal vein** is normal in size, course and calibre.

**Gall bladder** is normal without evidence of calculi, wall thickening or pericholecystic fluid.

**Pancreas** to the extent visualized, appears normal in size, contour and echogenicity

**Spleen** is normal in size, shape, contour and echopattern. No evidence of mass or focal lesions.

**Right Kidney** is normal in size, position, shape and echopattern. Corticomedullary differentiation is maintained. No evidence of calculi or hydronephrosis.

**Left Kidney** is normal in size, position, shape and echopattern. Corticomedullary differentiation is maintained. No evidence of calculi or hydronephrosis.

**Retroperitoneum** – Obscured by bowel gas. No significant lymphadenopathy.

**Urinary Bladder** well distended. wall thickness is normal. No evidence of calculi, mass or mural lesion.

**Prostate:** normal in size and echotexture.

There is no ascites.

**IMPRESSION: GRADE I FATTY LIVER**

**DR VINOD JOSEPH DNB,DMRD  
RADIOLOGIST**

**Apollo Health and Lifestyle Limited**

(CIN - U85110TG2000PLC046089) Regd. Office: #7-1-617/A, 615 & 616, Imperial Towers, 7th Floor; Ameerpet, Hyderabad, Telangana - 500 038 | Email ID: enquiry@apollohl.com

APOLLO CLINICS NETWORK KARNATAKA

Bangalore (Basavanagudi | Bellandur | Electronics City | HSR Layout | Indira Nagar | JP Nagar | Kundalahalli | Koramangala | Sarjapur Road) Mysore (Kalidasa Road)

TO BOOK AN APPOINTMENT

**1860 500 7788**





**DR VIJAYA LAKSHMI M**  
**M.B.B.S, D.L.O, D.N.B(ENT)**  
**Phone No.9972044580,080-25633823/24/23**



**Apollo Medical Centre**  
 Expertise. Closer to you.

*9/11/23*

**HEALTH CHECK- ENT**

**NAME:** *Prashanth Chikkeshwar* **AGE:**

**EAR:** **RE:** **LE:**

EXTERNAL EAR

MIDDLE EAR

INNER EAR (FN)

*Normal*

**HEARING ASSESSMENT:** **RE:** **LE:**

RHINNE

WEBER

ABC

*Normal*

NOSE

THROAT

AIRWAY

ORAL CAVITY

SEPTUM

OROPHARYNX

TURBINATES

PHARYNX

OTHERS

LARYNX

*Normal*

NECK

NECK NODES

OTHER

*Normal*

AUDIOMETRY

IMPRESSION

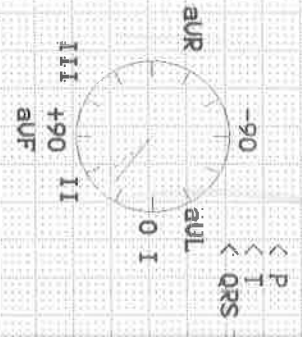
*Normal*

*[Signature]*  
**SIGNATURE:**

AGE: 53

Measurement Results:

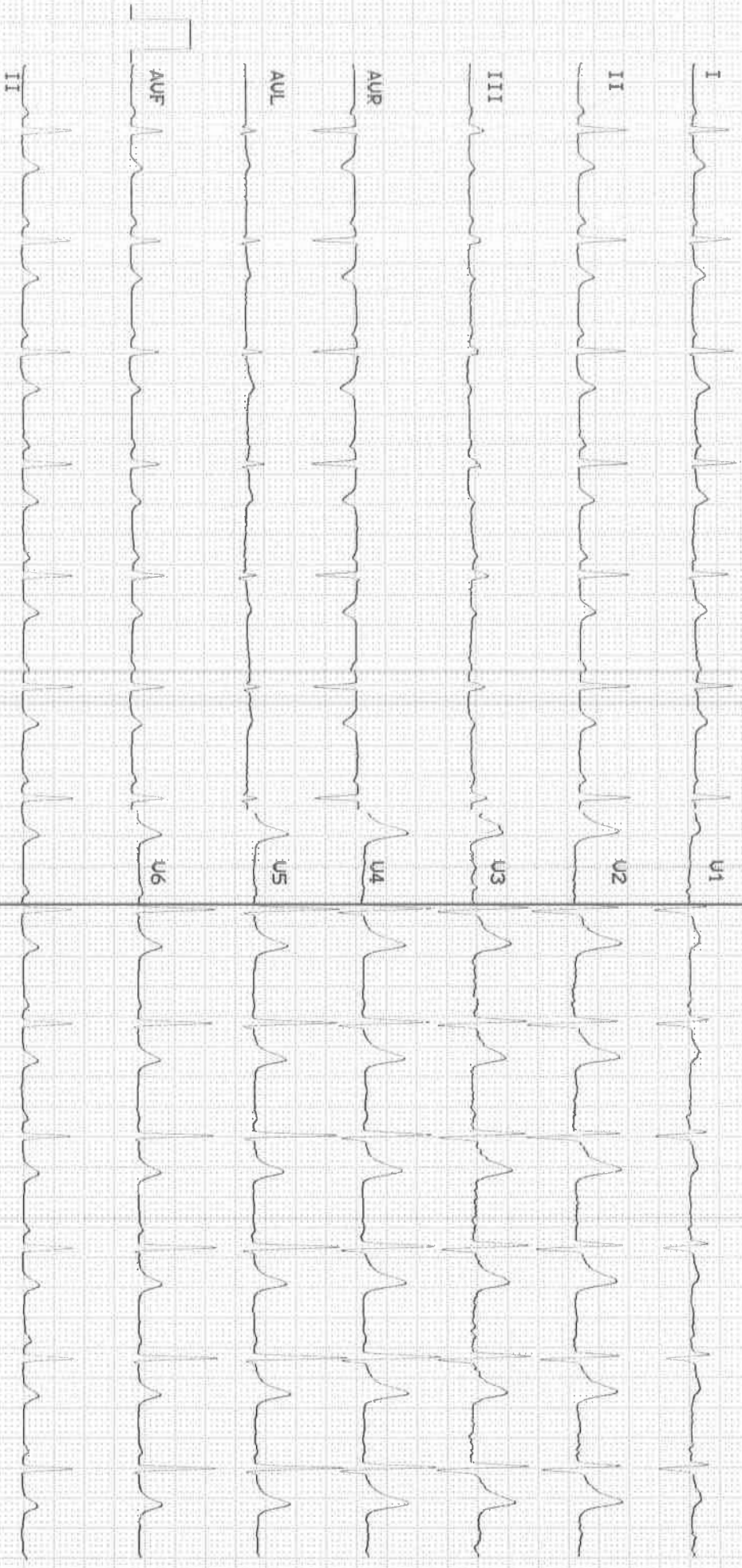
QRS : 86 ms  
 QT/QTcB : 370 / 429 ms  
 PR : 136 ms  
 P : 96 ms  
 RR/PP : 744 / 735 ms  
 P/ORS/T : 50 / 40 / 40 degrees  
 QTd/QTcBd : 50 / 58 ms  
 Sokolow : 1.9 mV  
 NK : 11



Interpretation:

*(Handwritten signature)*

Unconfirmed report.



Patient Name	: Mr. PRADHAN CHANDRASHEKAR	Age	: 53Yrs 9Mths 05Days
UHID	: CKOR.0000259371	OP Visit No.	: CKOROPV431199
Printed On	: 09-11-2024 12:06 PM	Advised/Pres Doctor	: --
Department	: Cardiology	Qualification	: --
Referred By	: Self	Registration No.	: --
Employeer Id	: 22E36953		

### DEPARTMENT OF CARDIOLOGY

#### Observation :-

1. Normal Sinus Rhythm.
2. Heart rate is 80 beats per minutes.
3. No pathological Q wave or ST-T changes seen.
4. Normal P,Q,R,S,T waves and axis.
5. No evidence of chamber, hypertrophy or enlargement seen.

#### Impression:

NORMAL RESTING ECG.

NOTE:KINDLY TAKE A PHOTOCOPY OF THE GRAPH FOR FUTURE REFERENCE IF NEEDED

---End Of The Report---



Dr.MOHAN MURALI  
MBBS, DNB General Medicine, DrNB Cardiology  
ANP20130001911KTK  
Cardiology



**Apollo Medical  
Centre**

Expertise. Closer to you.

Patient Name	: Mr. PRADHAN CHANDRASHEKAR	Age	: 53Yrs 9Mths 8Days
UHID	: CKOR.0000259371	OP Visit No.	: CKOROPV431199
Printed On	: 09-11-2024 12:33 PM	Advised/Pres Doctor	: --
Department	: Radiology	Qualification	: --
Referred By	: Self	Registration No.	: --
Employee Id	: 22E36953		

### DEPARTMENT OF RADIOLOGY

#### X RAY CHEST PA

Both lungs fields appear normal.

Both hilae are normal.

Both costophrenic and cardiophrenic angles are normal.

The cardiac and mediastinal shadows appear normal.

Bones and soft tissues appear normal.

**IMPRESSION : NORMAL STUDY.**

---End Of The Report---

*P.J. Vinod*

Dr. VINOD P JOSEPH  
MBBS, DNB, DMRD  
25487  
Radiology

Apollo Health and Lifestyle Limited

(CIN - U85110TG2000PLC046089) Regd. Office: #7-1-617/A, 615 & 616, Imperial Towers, 7th Floor, Ameerpet, Hyderabad, Telangana - 500 038 | Email ID: enquiry@apollohl.com

APOLLO CLINICS NETWORK KARNATAKA

Bangalore (Basavanagudi | Bellandur | Electronics City | HSR Layout | Indra Nagar | JP Nagar | Kundalahalli | Koramangala | Sarjapur Road) Mysore (Kallidasa Road)

Online appointments: www.apolloclinic.com

TO BOOK AN APPOINTMENT

**1860 500 7788**

Fwd: Health Check up Booking Confirmed Request(22E36953),Package Code-PKG10000367, Beneficiary Code-296646

From CHANDRA SEKHAR PRADHAN <sairam.csp1971@gmail.com>  
Date Sat 09-11-2024 08:15  
To Koramangala Apolloclinic <koramangala@apolloclinic.com>

----- Forwarded message -----

From: **Mediwheel** <[wellness@mediwheel.in](mailto:wellness@mediwheel.in)>  
Date: Fri, 8 Nov, 2024, 12:27 pm  
Subject: Health Check up Booking Confirmed Request(22E36953),Package Code-PKG10000367, Beneficiary Code-296646  
To: <[sairam.csp1971@gmail.com](mailto:sairam.csp1971@gmail.com)>  
Cc: <[customercare@mediwheel.in](mailto:customercare@mediwheel.in)>

011-41195959

Dear **Chandra Sekhar Pradhan**,

We are pleased to confirm your health checkup booking request with the following details.

**Hospital Package Name** : Mediwheel Full Body Annual Plus Above 50 Male

**Name of Diagnostic/Hospital** : Apollo Medical Centre - Koramangala

**Address of Diagnostic/Hospital** : Apollo Medical centre, Plot 51, 5th Block, Opp. Jyothi Nivas College, Koramangala - 5600095

**City** : Bangalore

**State** : Karnataka

**Pincode** : 560095

**Appointment Date** : 09-11-2024

**Confirmation Status** : Booking Confirmed

**Preferred Time** : 08:00 AM - 08:30 AM

**Booking Status** : Booking Confirmed

**Member Information**

Booked Member Name	Age	Gender
MR. PRADHAN CHANDRASHEKAR	53 year	Male

**Note - Please note to not pay any amount at the center.**

**Instructions to undergo Health Check:**

- Please ensure you are on complete fasting for 10-To-12-Hours prior to check.
- During fasting time do not take any kind of medication, alcohol, cigarettes, tobacco or any other liquids (except Water) in the morning.
- Bring urine sample in a container if possible (containers are available at the Health Check centre).
- Please bring all your medical prescriptions and previous health medical records with

आपका आधार क्रमांक / Your Aadhaar No. :

**6424 3356 0651**

मेरा आधार, मेरी पहचान



[Redacted Name]

[Redacted Government of India]



शंकर शंकर प्रधान

Chandra Sekhar Pradhan

जन्म तिथि / DOB : 24/06/1971

पुरुष / Male

**6424 3356 0651**

मेरा आधार, मेरी पहचान

EDMI NOTE 9 PRO MAX

DUAL CAMERA