

Patient Name : Mr.ASHISH KUMAR KESHRI	Collected : 09/Nov/2024 09:26AM
Age/Gender : 41 Y 10 M 28 D/M	Received : 09/Nov/2024 11:55AM
UHID/MR No : SKOR.0000128862	Reported : 09/Nov/2024 12:53PM
Visit ID : CKOROPV431219	Status : Final Report
Ref Doctor : Self	Sponsor Name : ARCOFEMI HEALTHCARE LIMITED
Emp/Auth/TPA ID : 22E37365	


DEPARTMENT OF HAEMATOLOGY

ARCOFEMI - MEDIWHEEL - FULL BODY ANNUAL PLUS ABOVE 50Y MALE - 2D ECHO - PAN INDIA - FY2324

Test Name	Result	Unit	Bio. Ref. Interval	Method
HEMOGRAM , WHOLE BLOOD EDTA				
HAEMOGLOBIN	15.8	g/dL	13-17	Spectrophotometer
PCV	47.40	%	40-50	Electronic pulse & Calculation
RBC COUNT	5.58	Million/cu.mm	4.5-5.5	Electrical Impedence
MCV	85	fL	83-101	Calculated
MCH	28.4	pg	27-32	Calculated
MCHC	33.4	g/dL	31.5-34.5	Calculated
R.D.W	15.8	%	11.6-14	Calculated
TOTAL LEUCOCYTE COUNT (TLC)	8,850	cells/cu.mm	4000-10000	Electrical Impedence
DIFFERENTIAL LEUCOCYTIC COUNT (DLC)				
NEUTROPHILS	55	%	40-80	Electrical Impedence
LYMPHOCYTES	33.9	%	20-40	Electrical Impedence
EOSINOPHILS	3.6	%	1-6	Electrical Impedence
MONOCYTES	7.4	%	2-10	Electrical Impedence
BASOPHILS	0.1	%	<1-2	Electrical Impedence
ABSOLUTE LEUCOCYTE COUNT				
NEUTROPHILS	4867.5	Cells/cu.mm	2000-7000	Calculated
LYMPHOCYTES	3000.15	Cells/cu.mm	1000-3000	Calculated
EOSINOPHILS	318.6	Cells/cu.mm	20-500	Calculated
MONOCYTES	654.9	Cells/cu.mm	200-1000	Calculated
BASOPHILS	8.85	Cells/cu.mm	0-100	Calculated
Neutrophil lymphocyte ratio (NLR)	1.62		0.78- 3.53	Calculated
PLATELET COUNT	142000	cells/cu.mm	150000-410000	Electrical impedence
ERYTHROCYTE SEDIMENTATION RATE (ESR)	13	mm at the end of 1 hour	0-15	Modified Westegren method
PERIPHERAL SMEAR				

RBCs: are normocytic normochromic

WBCs: are normal in total number with normal distribution and morphology.


Dr. Rajalakshmi D
 M.B.B.S,M.D
 Consultant Pathologist


Dr. Vidya Aniket Gore
 M.B.B.S,M.D(Pathology)
 Consultant Pathologist



THIS TEST HAS BEEN PERFORMED AT APOLLO HEALTH

Apollo Health and Lifestyle Limited (CIN - 065110132000PLC115017)
 5th Floor, Begumpet, Hyderabad, Telangana - 500 016 |
 www.apollohl.com | Email ID: enquiry@apollohl.com, Ph No: 040-4904 7777, Fax No: 4904 7744

Address:
 323/100/123, Doddathangur Village, Neeladri Main Road,
 Neeladri Nagar, Electronic city, Bengaluru,
 Karnataka - 560 034


1860 500 7788
 www.apolloclinic.com

Telangana: Hyderabad (AS Rao Nagar | Chanda Nagar | Kondapur | Nallakunta | Nizampet | Manikonda | Uppal) | **Andhra Pradesh:** Vizag (Seethamma Peta) | **Karnataka:** Bangalore (Basavanagudi | Bellandur | Electronics City | Fraser Town | HSR Layout | Indira Nagar | JP Nagar | Kundalahalli | Koramangala | Sarjapur Road) | **Mysore** (VV Mohalla) | **Tamilnadu:** Chennai (Annanagar | Kotturpuram | Mogappair | T Nagar | Valasaravakkam | Velachery) | **Maharashtra:** Pune (Aundh | Nigdi Pradhikaran | Viman Nagar | Wanowrie) | **Uttar Pradesh:** Ghaziabad (Indrapuram) | **Gujarat:** Ahmedabad (Satellite) | **Punjab:** Amritsar (Court Road) | **Haryana:** Faridabad (Railway Station Road)

Patient Name : Mr.ASHISH KUMAR KESHRI	Collected : 09/Nov/2024 09:26AM
Age/Gender : 41 Y 10 M 28 D/M	Received : 09/Nov/2024 11:55AM
UHID/MR No : SKOR.0000128862	Reported : 09/Nov/2024 12:53PM
Visit ID : CKOROPV431219	Status : Final Report
Ref Doctor : Self	Sponsor Name : ARCOFEMI HEALTHCARE LIMITED
Emp/Auth/TPA ID : 22E37365	


DEPARTMENT OF HAEMATOLOGY

ARCOFEMI - MEDIWHEEL - FULL BODY ANNUAL PLUS ABOVE 50Y MALE - 2D ECHO - PAN INDIA - FY2324

PLATELETS: appear adequate in number.

HEMOPARASITES: negative

IMPRESSION: NORMOCYTIC NORMOCHROMIC BLOOD PICTURE


Dr. Rajalakshmi D
 M.B.B.S, M.D
 Consultant Pathologist


Dr. Vidya Aniket Gore
 M.B.B.S, M.D (Pathology)
 Consultant Pathologist



THIS TEST HAS BEEN PERFORMED AT APOLLO HEALTH

Apollo Health and Lifestyle Limited (CIN - 063110132000PLC115017)
 5th Floor, Begumpet, Hyderabad, Telangana - 500 016 |
 www.apollohl.com | Email ID: enquiry@apollohl.com, Ph No: 040-4904 7777, Fax No: 4904 7744

Address:
 323/100/123, Doddathangur Village, Neeladri Main Road,
 Neeladri Nagar, Electronic city, Bengaluru,
 Karnataka - 560 034

 **1860 500 7788**
www.apolloclinic.com

Telangana: Hyderabad (AS Rao Nagar | Chanda Nagar | Kondapur | Nallakunta | Nizampet | Manikonda | Uppal) | **Andhra Pradesh:** Vizag (Seethamma Peta) | **Karnataka:** Bangalore (Basavanagudi | Bellandur | Electronics City | Fraser Town | HSR Layout | Indira Nagar | JP Nagar | Kundalahalli | Koramangala | Sarjapur Road) | **Mysore** (VV Mohalla) | **Tamilnadu:** Chennai (Annanagar | Kotturpuram | Mogappair | T Nagar | Valasaravakkam | Velachery) | **Maharashtra:** Pune (Aundh | Nigdi Pradhikaran | Viman Nagar | Wanowrie) | **Uttar Pradesh:** Ghaziabad (Indrapuram) | **Gujarat:** Ahmedabad (Satellite) | **Punjab:** Amritsar (Court Road) | **Haryana:** Faridabad (Railway Station Road)

Patient Name : Mr.ASHISH KUMAR KESHRI	Collected : 09/Nov/2024 09:26AM
Age/Gender : 41 Y 10 M 28 D/M	Received : 09/Nov/2024 11:55AM
UHID/MR No : SKOR.0000128862	Reported : 09/Nov/2024 02:16PM
Visit ID : CKOROPV431219	Status : Final Report
Ref Doctor : Self	Sponsor Name : ARCOFEMI HEALTHCARE LIMITED
Emp/Auth/TPA ID : 22E37365	


DEPARTMENT OF HAEMATOLOGY

ARCOFEMI - MEDIWHEEL - FULL BODY ANNUAL PLUS ABOVE 50Y MALE - 2D ECHO - PAN INDIA - FY2324

Test Name	Result	Unit	Bio. Ref. Interval	Method
BLOOD GROUP ABO AND RH FACTOR , WHOLE BLOOD EDTA				
BLOOD GROUP TYPE	B			Microplate Hemagglutination
Rh TYPE	Positive			Microplate Hemagglutination



Dr. Vidya Aniket Gore
M.B.B.S,M.D(Pathology)
Consultant Pathologist



Dr Priya Murthy
M.B.B.S,M.D(Pathology)
Consultant Pathologist

AND LIFESTYLE LIMITED- RRL BANGALORE



Patient Name : Mr.ASHISH KUMAR KESHRI	Collected : 09/Nov/2024 12:44PM
Age/Gender : 41 Y 10 M 28 D/M	Received : 09/Nov/2024 05:28PM
UHID/MR No : SKOR.0000128862	Reported : 09/Nov/2024 06:08PM
Visit ID : CKOROPV431219	Status : Final Report
Ref Doctor : Self	Sponsor Name : ARCOFEMI HEALTHCARE LIMITED
Emp/Auth/TPA ID : 22E37365	

DEPARTMENT OF BIOCHEMISTRY

ARCOFEMI - MEDIWHEEL - FULL BODY ANNUAL PLUS ABOVE 50Y MALE - 2D ECHO - PAN INDIA - FY2324

Test Name	Result	Unit	Bio. Ref. Interval	Method
GLUCOSE, FASTING , NAF PLASMA	106	mg/dL	70-100	HEXOKINASE

Comment:

As per American Diabetes Guidelines, 2023

Fasting Glucose Values in mg/dL	Interpretation
70-100 mg/dL	Normal
100-125 mg/dL	Prediabetes
≥126 mg/dL	Diabetes
<70 mg/dL	Hypoglycemia

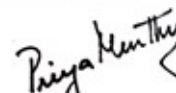
Note:

- 1.The diagnosis of Diabetes requires a fasting plasma glucose of > or = 126 mg/dL and/or a random / 2 hr post glucose value of > or = 200 mg/dL on at least 2 occasions.
2. Very high glucose levels (>450 mg/dL in adults) may result in Diabetic Ketoacidosis & is considered critical.

Test Name	Result	Unit	Bio. Ref. Interval	Method
GLUCOSE, POST PRANDIAL (PP), 2 HOURS , SODIUM FLUORIDE PLASMA (2 HR)	198	mg/dL	70-140	HEXOKINASE

Comment:

It is recommended that FBS and PPBS should be interpreted with respect to their Biological reference ranges and not with each other. Conditions which may lead to lower postprandial glucose levels as compared to fasting glucose levels may be due to reactive hypoglycemia, dietary meal content, duration or timing of sampling after food digestion and absorption, medications such as insulin preparations, sulfonylureas, amylin analogues, or conditions such as overproduction of insulin.


 Dr Priya Murthy
 M.B.B.S.,M.D(Pathology)
 Consultant Pathologist



Patient Name : Mr.ASHISH KUMAR KESHRI	Collected : 09/Nov/2024 09:26AM
Age/Gender : 41 Y 10 M 28 D/M	Received : 09/Nov/2024 01:24PM
UHID/MR No : SKOR.0000128862	Reported : 09/Nov/2024 03:30PM
Visit ID : CKOROPV431219	Status : Final Report
Ref Doctor : Self	Sponsor Name : ARCOFEMI HEALTHCARE LIMITED
Emp/Auth/TPA ID : 22E37365	

DEPARTMENT OF BIOCHEMISTRY

ARCOFEMI - MEDIWHEEL - FULL BODY ANNUAL PLUS ABOVE 50Y MALE - 2D ECHO - PAN INDIA - FY2324

Test Name	Result	Unit	Bio. Ref. Interval	Method
HBA1C (GLYCATED HEMOGLOBIN) , WHOLE BLOOD EDTA				
HBA1C, GLYCATED HEMOGLOBIN	6.5	%		HPLC
ESTIMATED AVERAGE GLUCOSE (eAG)	140	mg/dL		Calculated

Comment:

Reference Range as per American Diabetes Association (ADA) 2023 Guidelines:

REFERENCE GROUP	HBA1C %
NON DIABETIC	<5.7
PREDIABETES	5.7 – 6.4
DIABETES	≥ 6.5
DIABETICS	
EXCELLENT CONTROL	6 – 7
FAIR TO GOOD CONTROL	7 – 8
UNSATISFACTORY CONTROL	8 – 10
POOR CONTROL	>10

Note: Dietary preparation or fasting is not required.

1. HbA1c is recommended by American Diabetes Association for Diagnosing Diabetes and monitoring Glycemic Control by American Diabetes Association guidelines 2023.

2. Trends in HbA1c values is a better indicator of Glycemic control than a single test.

3. Low HbA1c in Non-Diabetic patients are associated with Anemia (Iron Deficiency/Hemolytic), Liver Disorders, Chronic Kidney Disease. Clinical Correlation is advised in interpretation of low Values.

4. Falsely low HbA1c (below 4%) may be observed in patients with clinical conditions that shorten erythrocyte life span or decrease mean erythrocyte age. HbA1c may not accurately reflect glycemic control when clinical conditions that affect erythrocyte survival are present.

5. In cases of Interference of Hemoglobin variants in HbA1c, alternative methods (Fructosamine) estimation is recommended for Glycemic Control


A: HbF >25%

B: Homozygous Hemoglobinopathy.

(Hb Electrophoresis is recommended method for detection of Hemoglobinopathy)



Dr.Govinda Raju N L
MSc,PhD(Biochemistry)
Consultant Biochemistry



Dr Priya Murthy
M.B.B.S,M.D(Pathology)
Consultant Pathologist



THIS TEST HAS BEEN PERFORMED AT APOLLO HEALTH AND LIFESTYLE LIMITED- RRL BANGALORE
SIN No:KOR241100494

Apollo Health and Lifestyle Limited

(CIN - U061107C2000PH6115849)

This test has been performed at Apollo Health & Lifestyle Ltd, RRL BANGALORE Laboratory,
Regd. Office: 1-10-60/62, Ashoka Raghupathi Chambers, 5th Floor, Begumpet, Hyderabad, Telangana - 500 016 |

www.apollohl.com | Email ID: enquiry@apollohl.com, Ph No: 040-4904 7777, Fax No: 4904 7744

Address:

32/40/125, Doddabangla Village, Neeladri Main Road,
Neeladri Nagar, Electronic city, Bengaluru,
Karnataka- 560034

APOLLO CLINICS NETWORK

Telangana: Hyderabad (AS Rao Nagar | Chanda Nagar | Kondapur | Nallakunta | Nizampet | Manikonda | Uppal) | Andhra Pradesh: Vizag (Seethamma Peta) | Karnataka: Bangalore (Basavanagudi | Bellandur | Electronics City | Fraser Town | HSR Layout | Indira Nagar | JP Nagar | Kundalahalli | Koramangala | Sarjapur Road) | Mysore (VV Mohalla) | Tamilnadu: Chennai (Annanagar | Kotturpuram | Mogappair | T Nagar | Valasaravakkam | Velachery) | Maharashtra: Pune (Aundh | Nigdi Pradhikaran | Viman Nagar | Wanowrie) | Uttar Pradesh: Ghaziabad (Indrapuram) | Gujarat: Ahmedabad (Satellite) | Punjab: Amritsar (Court Road) | Haryana: Faridabad (Railway Station Road)

Patient Name : Mr.ASHISH KUMAR KESHRI	Collected : 09/Nov/2024 09:26AM
Age/Gender : 41 Y 10 M 28 D/M	Received : 09/Nov/2024 11:51AM
UHID/MR No : SKOR.0000128862	Reported : 09/Nov/2024 01:15PM
Visit ID : CKOROPV431219	Status : Final Report
Ref Doctor : Self	Sponsor Name : ARCOFEMI HEALTHCARE LIMITED
Emp/Auth/TPA ID : 22E37365	

DEPARTMENT OF BIOCHEMISTRY


ARCOFEMI - MEDIWHEEL - FULL BODY ANNUAL PLUS ABOVE 50Y MALE - 2D ECHO - PAN INDIA - FY2324

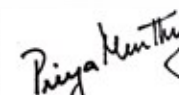
Test Name	Result	Unit	Bio. Ref. Interval	Method
LIPID PROFILE , SERUM				
TOTAL CHOLESTEROL	188	mg/dL	<200	CHO-POD
TRIGLYCERIDES	181	mg/dL	<150	GPO-POD
HDL CHOLESTEROL	46	mg/dL	40-60	Enzymatic Immunoinhibition
NON-HDL CHOLESTEROL	142	mg/dL	<130	Calculated
LDL CHOLESTEROL	105.6	mg/dL	<100	Calculated
VLDL CHOLESTEROL	36.2	mg/dL	<30	Calculated
CHOL / HDL RATIO	4.08		0-4.97	Calculated
ATHEROGENIC INDEX (AIP)	0.24		<0.11	Calculated

Comment:

Reference Interval as per National Cholesterol Education Program (NCEP) Adult Treatment Panel III Report.

	Desirable	Borderline High	High	Very High
TOTAL CHOLESTEROL	< 200	200 - 239	≥ 240	
TRIGLYCERIDES	<150	150 - 199	200 - 499	≥ 500
LDL	Optimal < 100 Near Optimal 100-129	130 - 159	160 - 189	≥ 190
HDL	≥ 60			
NON-HDL CHOLESTEROL	Optimal <130; Above Optimal 130-159	160-189	190-219	>220


Dr. Govinda Raju N L
 MSc, PhD (Biochemistry)
 Consultant Biochemistry


Dr Priya Murthy
 M.B.B.S, M.D (Pathology)
 Consultant Pathologist



THIS TEST HAS BEEN PERFORMED AT APOLLO HEALTH AND LIFESTYLE LIMITED- RRL BANGALORE
 SIN No: KOR241100490

Apollo Health and Lifestyle Limited

(CIN - U06110TC2800PH6115819)
 This test has been performed at Apollo Health & Lifestyle Ltd, RRL BANGALORE Laboratory
 Regd. Office: 1-10-60/62, Ashoka Raghupathi Chambers, 5th Floor, Begumpet, Hyderabad, Telangana - 500 016 |
 www.apollohl.com | Email ID: enquiry@apollohl.com, Ph No: 040-4904 7777, Fax No: 4904 7744

Address:
 32, 100/125, Doddabangla Village, Neeladri Main Road,
 Neeladri Nagar, Electronic city, Bengaluru,
 Karnataka - 560034


1860 500 7788
 www.apolloclinic.com

APOLLO CLINICS NETWORK
 Telangana: Hyderabad (AS Rao Nagar | Chanda Nagar | Kondapur | Nallakunta | Nizampet | Manikonda | Uppal) | Andhra Pradesh: Vizag (Seethamma Peta) | Karnataka: Bangalore (Basavanagudi | Bellandur | Electronics City | Fraser Town | HSR Layout | Indira Nagar | JP Nagar | Kundalahalli | Koramangala | Sarjapur Road) | Mysore (VV Mohalla) | Tamilnadu: Chennai (Annanagar | Kotturpuram | Mogappair | T Nagar | Valasaravakkam | Velachery) | Maharashtra: Pune (Aundh | Nigdi Pradhikaran | Viman Nagar | Wanowrie) | Uttar Pradesh: Ghaziabad (Indrapuram) | Gujarat: Ahmedabad (Satellite) | Punjab: Amritsar (Court Road) | Haryana: Faridabad (Railway Station Road)

Patient Name : Mr.ASHISH KUMAR KESHRI	Collected : 09/Nov/2024 09:26AM
Age/Gender : 41 Y 10 M 28 D/M	Received : 09/Nov/2024 11:51AM
UHID/MR No : SKOR.0000128862	Reported : 09/Nov/2024 01:15PM
Visit ID : CKOROPV431219	Status : Final Report
Ref Doctor : Self	Sponsor Name : ARCOFEMI HEALTHCARE LIMITED
Emp/Auth/TPA ID : 22E37365	

DEPARTMENT OF BIOCHEMISTRY

ARCOFEMI - MEDIWHEEL - FULL BODY ANNUAL PLUS ABOVE 50Y MALE - 2D ECHO - PAN INDIA - FY2324

Test Name	Result	Unit	Bio. Ref. Interval	Method
LIVER FUNCTION TEST (LFT) , SERUM				
BILIRUBIN, TOTAL	0.88	mg/dL	0.3-1.2	DPD
BILIRUBIN CONJUGATED (DIRECT)	0.16	mg/dL	<0.2	DPD
BILIRUBIN (INDIRECT)	0.72	mg/dL	0.0-1.1	Dual Wavelength
ALANINE AMINOTRANSFERASE (ALT/SGPT)	49	U/L	<50	IFCC
ASPARTATE AMINOTRANSFERASE (AST/SGOT)	27.0	U/L	<50	IFCC
AST (SGOT) / ALT (SGPT) RATIO (DE RITIS)	0.6		<1.15	Calculated
ALKALINE PHOSPHATASE	86.00	U/L	30-120	IFCC
PROTEIN, TOTAL	8.12	g/dL	6.6-8.3	Biuret
ALBUMIN	4.63	g/dL	3.5-5.2	BROMO CRESOL GREEN
GLOBULIN	3.49	g/dL	2.0-3.5	Calculated
A/G RATIO	1.33		0.9-2.0	Calculated

Comment:

LFT results reflect different aspects of the health of the liver, i.e., hepatocyte integrity (AST & ALT), synthesis and secretion of bile (Bilirubin, ALP), cholestasis (ALP, GGT), protein synthesis (Albumin) Common patterns seen:


1. Hepatocellular Injury:

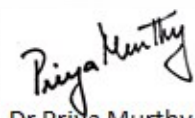
*AST – Elevated levels can be seen. However, it is not specific to liver and can be raised in cardiac and skeletal injuries.*ALT – Elevated levels indicate hepatocellular damage. It is considered to be most specific lab test for hepatocellular injury. Values also correlate well with increasing BMI. Disproportionate increase in AST, ALT compared with ALP. AST: ALT (ratio) – In case of hepatocellular injury AST: ALT > 1 In Alcoholic Liver Disease AST: ALT usually >2. This ratio is also seen to be increased in NAFLD, Wilsons’s diseases, Cirrhosis, but the increase is usually not >2.

2. Cholestatic Patten:*ALP – Disproportionate increase in ALP compared with AST, ALT. ALP elevation also seen in pregnancy, impacted by age and sex.*Bilirubin elevated- predominantly direct , To establish the hepatic origin correlation with elevated GGT helps.

3. Synthetic function impairment:*Albumin- Liver disease reduces albumin levels, Correlation with PT (Prothrombin Time) helps.

4. Associated tests for assessment of liver fibrosis - Fibrosis-4 and APRI Index.


Dr.Govinda Raju N L
 MSc,PhD(Biochemistry)
 Consultant Biochemistry


Dr Priya Murthy
 M.B.B.S,M.D(Pathology)
 Consultant Pathologist



THIS TEST HAS BEEN PERFORMED AT APOLLO HEALTH AND LIFESTYLE LIMITED- RRL BANGALORE
 SIN No:KOR241100490

Apollo Health and Lifestyle Limited (CIN - U06110TC2000PH6115849)
 Regd. Office: 1-10-60/62, Ashoka Raghupathi Chambers, 5th Floor, Begumpet, Hyderabad, Telangana - 500 016 |
 www.apollohl.com | Email ID: enquiry@apollohl.com, Ph No: 040-4904 7777, Fax No: 4904 7744

Address:
 32/100/125, Doddabangla Village, Neeladri Main Road,
 Neeladri Nagar, Electronic city, Bengaluru,
 Karnataka- 560034

Patient Name : Mr.ASHISH KUMAR KESHRI	Collected : 09/Nov/2024 09:26AM
Age/Gender : 41 Y 10 M 28 D/M	Received : 09/Nov/2024 11:51AM
UHID/MR No : SKOR.0000128862	Reported : 09/Nov/2024 01:15PM
Visit ID : CKOROPV431219	Status : Final Report
Ref Doctor : Self	Sponsor Name : ARCOFEMI HEALTHCARE LIMITED
Emp/Auth/TPA ID : 22E37365	


DEPARTMENT OF BIOCHEMISTRY

ARCOFEMI - MEDIWHEEL - FULL BODY ANNUAL PLUS ABOVE 50Y MALE - 2D ECHO - PAN INDIA - FY2324

Test Name	Result	Unit	Bio. Ref. Interval	Method
RENAL PROFILE/KIDNEY FUNCTION TEST (RFT/KFT) , SERUM				
CREATININE	0.78	mg/dL	0.84 - 1.25	Modified Jaffe, Kinetic
UREA	26.80	mg/dL	17-43	GLDH, Kinetic Assay
BLOOD UREA NITROGEN	12.5	mg/dL	8.0 - 23.0	Calculated
URIC ACID	5.72	mg/dL	3.5-7.2	Uricase PAP
CALCIUM	9.20	mg/dL	8.8-10.6	Arsenazo III
PHOSPHORUS, INORGANIC	4.19	mg/dL	2.5-4.5	Phosphomolybdate Complex
SODIUM	137	mmol/L	136-146	ISE (Indirect)
POTASSIUM	4.0	mmol/L	3.5-5.1	ISE (Indirect)
CHLORIDE	105	mmol/L	101-109	ISE (Indirect)
PROTEIN, TOTAL	8.12	g/dL	6.6-8.3	Biuret
ALBUMIN	4.63	g/dL	3.5-5.2	BROMO CRESOL GREEN
GLOBULIN	3.49	g/dL	2.0-3.5	Calculated
A/G RATIO	1.33		0.9-2.0	Calculated



Dr. Govinda Raju N L
MSc, PhD (Biochemistry)
Consultant Biochemistry



Dr. Priya Murthy
M.B.B.S, M.D (Pathology)
Consultant Pathologist



THIS TEST HAS BEEN PERFORMED AT APOLLO HEALTH AND LIFESTYLE LIMITED- RRL BANGALORE
SIN No: KOR241100490

Apollo Health and Lifestyle Limited

(CIN - U06110TC2000PHG115819)
Regd. Office: 1-10-60/62, Ashoka Raghupathi Chambers, 5th Floor, Begumpet, Hyderabad, Telangana - 500 016 |
www.apollohl.com | Email ID: enquiry@apollohl.com, Ph No: 040-4904 7777, Fax No: 4904 7744

Address:
32/100/125, Doddabangla Village, Neeladri Main Road,
Neeladri Nagar, Electronic city, Bengaluru,
Karnataka - 560034

Patient Name : Mr.ASHISH KUMAR KESHRI	Collected : 09/Nov/2024 09:26AM
Age/Gender : 41 Y 10 M 28 D/M	Received : 09/Nov/2024 11:51AM
UHID/MR No : SKOR.0000128862	Reported : 09/Nov/2024 01:01PM
Visit ID : CKOROPV431219	Status : Final Report
Ref Doctor : Self	Sponsor Name : ARCOFEMI HEALTHCARE LIMITED
Emp/Auth/TPA ID : 22E37365	

DEPARTMENT OF BIOCHEMISTRY

ARCOFEMI - MEDIWHEEL - FULL BODY ANNUAL PLUS ABOVE 50Y MALE - 2D ECHO - PAN INDIA - FY2324

Test Name	Result	Unit	Bio. Ref. Interval	Method
GAMMA GLUTAMYL TRANSPEPTIDASE (GGT) , SERUM	47.00	U/L	<55	IFCC

Priya Murthy

Dr Priya Murthy
M.B.B.S.,M.D(Pathology)
Consultant Pathologist



Patient Name : Mr.ASHISH KUMAR KESHRI	Collected : 09/Nov/2024 09:26AM
Age/Gender : 41 Y 10 M 28 D/M	Received : 09/Nov/2024 11:51AM
UHID/MR No : SKOR.0000128862	Reported : 09/Nov/2024 01:30PM
Visit ID : CKOROPV431219	Status : Final Report
Ref Doctor : Self	Sponsor Name : ARCOFEMI HEALTHCARE LIMITED
Emp/Auth/TPA ID : 22E37365	

DEPARTMENT OF IMMUNOLOGY

ARCOFEMI - MEDIWHEEL - FULL BODY ANNUAL PLUS ABOVE 50Y MALE - 2D ECHO - PAN INDIA - FY2324

Test Name	Result	Unit	Bio. Ref. Interval	Method
THYROID PROFILE TOTAL (T3, T4, TSH) , SERUM				
TRI-IODOTHYRONINE (T3, TOTAL)	1.3	ng/mL	0.7-2.04	CLIA
THYROXINE (T4, TOTAL)	9.7	µg/dL	5.48-14.28	CLIA
THYROID STIMULATING HORMONE (TSH)	2.717	µIU/mL	0.34-5.60	CLIA


Comment:

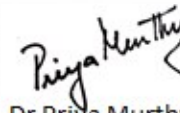
For pregnant females	Bio Ref Range for TSH in uIU/ml (As per American Thyroid Association)
First trimester	0.1 - 2.5
Second trimester	0.2 – 3.0
Third trimester	0.3 – 3.0

- TSH is a glycoprotein hormone secreted by the anterior pituitary. TSH activates production of T3 (Triiodothyronine) and its prohormone T4 (Thyroxine). Increased blood level of T3 and T4 inhibit production of TSH.
- TSH is elevated in primary hypothyroidism and will be low in primary hyperthyroidism. Elevated or low TSH in the context of normal free thyroxine is often referred to as sub-clinical hypo- or hyperthyroidism respectively.
- Both T4 & T3 provides limited clinical information as both are highly bound to proteins in circulation and reflects mostly inactive hormone. Only a very small fraction of circulating hormone is free and biologically active.
- Significant variations in TSH can occur with circadian rhythm, hormonal status, stress, sleep deprivation, medication & circulating antibodies.

TSH	T3	T4	FT4	Conditions
High	Low	Low	Low	Primary Hypothyroidism, Post Thyroidectomy, Chronic Autoimmune Thyroiditis
High	N	N	N	Subclinical Hypothyroidism, Autoimmune Thyroiditis, Insufficient Hormone Replacement Therapy.
N/Low	Low	Low	Low	Secondary and Tertiary Hypothyroidism
Low	High	High	High	Primary Hyperthyroidism, Goitre, Thyroiditis, Drug effects, Early Pregnancy
Low	N	N	N	Subclinical Hyperthyroidism
Low	Low	Low	Low	Central Hypothyroidism, Treatment with Hyperthyroidism
Low	N	High	High	Thyroiditis, Interfering Antibodies
N/Low	High	N	N	T3 Thyrotoxicosis, Non thyroidal causes

Page 10 of 14


Dr. Govinda Raju N L
 MSc, PhD (Biochemistry)
 Consultant Biochemistry


Dr Priya Murthy
 M.B.B.S, M.D (Pathology)
 Consultant Pathologist



THIS TEST HAS BEEN PERFORMED AT APOLLO HEALTH AND LIFESTYLE LIMITED- RRL BANGALORE
 SIN No: KOR241100493

Apollo Health and Lifestyle Limited (CIN - U081107C2800PH6115849)
 This test has been performed at Apollo Health & Lifestyle Ltd, RRL BANGALORE Laboratory
 Regd. Office: 1-10-60/62, Ashoka Raghupathi Chambers, 5th Floor, Begumpet, Hyderabad, Telangana - 500 016 |
 www.apollohl.com | Email ID: enquiry@apollohl.com, Ph No: 040-4904 7777, Fax No: 4904 7744

Address:
 Apollo Health and Lifestyle Limited, Apollo Health and Lifestyle Ltd, RRL BANGALORE Laboratory, Neeladri Main Road,
 Neeladri Nagar, Electronic city, Bengaluru,
 Karnataka - 560034


 1860 500 7788
 www.apolloclinic.com


APOLLO CLINICS NETWORK
 Telangana: Hyderabad (AS Rao Nagar | Chanda Nagar | Kondapur | Nallakunta | Nizampet | Manikonda | Uppal) | Andhra Pradesh: Vizag (Seethamma Peta) | Karnataka: Bangalore (Basavanagudi | Bellandur | Electronics City | Fraser Town | HSR Layout | Indira Nagar | JP Nagar | Kundalahalli | Koramangala | Sarjapur Road) | Mysore (VV Mohalla) | Tamilnadu: Chennai (Annanagar | Kotturpuram | Mogappair | T Nagar | Valasaravakkam | Velachery) | Maharashtra: Pune (Aundh | Nigdi Pradhikaran | Viman Nagar | Wanowrie) | Uttar Pradesh: Ghaziabad (Indrapuram) | Gujarat: Ahmedabad (Satellite) | Punjab: Amritsar (Court Road) | Haryana: Faridabad (Railway Station Road)


Patient Name : Mr.ASHISH KUMAR KESHRI	Collected : 09/Nov/2024 09:26AM
Age/Gender : 41 Y 10 M 28 D/M	Received : 09/Nov/2024 11:51AM
UHID/MR No : SKOR.0000128862	Reported : 09/Nov/2024 01:30PM
Visit ID : CKOROPV431219	Status : Final Report
Ref Doctor : Self	Sponsor Name : ARCOFEMI HEALTHCARE LIMITED
Emp/Auth/TPA ID : 22E37365	

DEPARTMENT OF IMMUNOLOGY

ARCOFEMI - MEDIWHEEL - FULL BODY ANNUAL PLUS ABOVE 50Y MALE - 2D ECHO - PAN INDIA - FY2324

High	High	High	High	Pituitary Adenoma; TSHoma/Thyrotropinoma
------	------	------	------	--


Dr.Govinda Raju N L
 MSc,PhD(Biochemistry)
 Consultant Biochemistry


Dr Priya Murthy
 M.B.B.S,M.D(Pathology)
 Consultant Pathologist



THIS TEST HAS BEEN PERFORMED AT APOLLO HEALTH AND LIFESTYLE LIMITED- RRL BANGALORE
 SIN No:KOR241100493

Apollo Health and Lifestyle Limited (CIN - U06110TC2000PHG115819)
 Regd. Office: 1-10-60/62, Ashoka Raghupathi Chambers, 5th Floor, Begumpet, Hyderabad, Telangana - 500 016 |
 www.apollohl.com | Email ID: enquiry@apollohl.com, Ph No: 040-4904 7777, Fax No: 4904 7744

Address:
 32/100/125, Doddabangla Village, Neeladri Main Road,
 Neeladri Nagar, Electronic city, Bengaluru,
 Karnataka - 560034


1860 500 7788
 www.apolloclinic.com

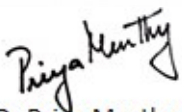
APOLLO CLINICS NETWORK
 Telangana: Hyderabad (AS Rao Nagar | Chanda Nagar | Kondapur | Nallakunta | Nizampet | Manikonda | Uppal) | Andhra Pradesh: Vizag (Seethamma Peta) | Karnataka: Bangalore (Basavanagudi | Bellandur | Electronics City | Fraser Town | HSR Layout | Indira Nagar | JP Nagar | Kundalahalli | Koramangala | Sarjapur Road) | Mysore (VV Mohalla) | Tamilnadu: Chennai (Annanagar | Kotturpuram | Mogappair | T Nagar | Valasaravakkam | Velachery) | Maharashtra: Pune (Aundh | Nigdi Pradhikaran | Viman Nagar | Wanowrie) | Uttar Pradesh: Ghaziabad (Indrapuram) | Gujarat: Ahmedabad (Satellite) | Punjab: Amritsar (Court Road) | Haryana: Faridabad (Railway Station Road)

Patient Name : Mr.ASHISH KUMAR KESHRI	Collected : 09/Nov/2024 09:26AM
Age/Gender : 41 Y 10 M 28 D/M	Received : 09/Nov/2024 11:51AM
UHID/MR No : SKOR.0000128862	Reported : 09/Nov/2024 12:28PM
Visit ID : CKOROPV431219	Status : Final Report
Ref Doctor : Self	Sponsor Name : ARCOFEMI HEALTHCARE LIMITED
Emp/Auth/TPA ID : 22E37365	

DEPARTMENT OF IMMUNOLOGY

ARCOFEMI - MEDIWHEEL - FULL BODY ANNUAL PLUS ABOVE 50Y MALE - 2D ECHO - PAN INDIA - FY2324

Test Name	Result	Unit	Bio. Ref. Interval	Method
TOTAL PROSTATIC SPECIFIC ANTIGEN (tPSA) , SERUM	0.940	ng/mL	0-4	CLIA



Dr Priya Murthy
M.B.B.S.,M.D(Pathology)
Consultant Pathologist



Patient Name : Mr.ASHISH KUMAR KESHRI	Collected : 09/Nov/2024 09:26AM
Age/Gender : 41 Y 10 M 28 D/M	Received : 09/Nov/2024 01:49PM
UHID/MR No : SKOR.0000128862	Reported : 09/Nov/2024 02:08PM
Visit ID : CKOROPV431219	Status : Final Report
Ref Doctor : Self	Sponsor Name : ARCOFEMI HEALTHCARE LIMITED
Emp/Auth/TPA ID : 22E37365	

DEPARTMENT OF CLINICAL PATHOLOGY


ARCOFEMI - MEDIWHEEL - FULL BODY ANNUAL PLUS ABOVE 50Y MALE - 2D ECHO - PAN INDIA - FY2324

Test Name	Result	Unit	Bio. Ref. Interval	Method
COMPLETE URINE EXAMINATION (CUE) , URINE				
PHYSICAL EXAMINATION				
COLOUR	YELLOW		PALE YELLOW	Visual
TRANSPARENCY	HAZY		CLEAR	Physical Measurement
pH	5.5		5-7.5	Double Indicator
SP. GRAVITY	1.010		1.002-1.030	Bromothymol Blue
BIOCHEMICAL EXAMINATION				
URINE PROTEIN	NEGATIVE		NEGATIVE	Protein Error Of Indicator
GLUCOSE	POSITIVE +		NEGATIVE	Glucose Oxidase
URINE BILIRUBIN	NEGATIVE		NEGATIVE	Azo Coupling Reaction
URINE KETONES (RANDOM)	NEGATIVE		NEGATIVE	Sodium Nitro Prusside
UROBILINOGEN	NORMAL		NORMAL	Modified Ehrlich Reaction
NITRITE	NEGATIVE		NEGATIVE	Diazotization
LEUCOCYTE ESTERASE	POSITIVE +		NEGATIVE	Leucocyte Esterase
CENTRIFUGED SEDIMENT WET MOUNT AND MICROSCOPY				
PUS CELLS	6-8	/hpf	0-5	Microscopy
EPITHELIAL CELLS	1-2	/hpf	<10	Microscopy
RBC	NIL	/hpf	0-2	Microscopy
CASTS	NIL		0-2 Hyaline Cast	Microscopy
CRYSTALS	ABSENT		ABSENT	Microscopy

Result is rechecked. Kindly correlate clinically.

Comment:

All urine samples are checked for adequacy and suitability before examination. All abnormal chemical examination are rechecked and verified by manual methods. Microscopy findings are reported as an average of 10 high power fields.


Dr. Rajalakshmi D
 M.B.B.S,M.D
 Consultant Pathologist


Dr. Vidya Aniket Gore
 M.B.B.S,M.D(Pathology)
 Consultant Pathologist



THIS TEST HAS BEEN PERFORMED AT APOLLO HEALTH

Apollo Health and Lifestyle Limited (CIN - 063110132000PLC115017)
 5th Floor, Begumpet, Hyderabad, Telangana - 500 016 |
 Bangalore - 560 034 | Chennai - 600 049 | Kolkata - 700 016
 www.apollohl.com | Email ID: enquiry@apollohl.com, Ph No: 040-4904 7777, Fax No: 4904 7744

Address:
 323/100/123, Doddathangur Village, Neeladri Main Road,
 Neeladri Nagar, Electronic city, Bengaluru,
 Karnataka - 560 034


1860 500 7788
 www.apolloclinic.com

APOLLO CLINICS NETWORK
 Telangana: Hyderabad (AS Rao Nagar | Chanda Nagar | Kondapur | Nallakunta | Nizampet | Manikonda | Uppal) | Andhra Pradesh: Vizag (Seethamma Peta) | Karnataka: Bangalore (Basavanagudi | Bellandur | Electronics City | Fraser Town | HSR Layout | Indira Nagar | JP Nagar | Kundalahalli | Koramangala | Sarjapur Road) | Mysore (VV Mohalla) | Tamilnadu: Chennai (Annanagar | Kotturpuram | Mogappair | T Nagar | Valasaravakkam | Velachery) | Maharashtra: Pune (Aundh | Nigdi Pradhikaran | Viman Nagar | Wanowrie) | Uttar Pradesh: Ghaziabad (Indrapuram) | Gujarat: Ahmedabad (Satellite) | Punjab: Amritsar (Court Road) | Haryana: Faridabad (Railway Station Road)

Patient Name : Mr.ASHISH KUMAR KESHRI	Collected : 09/Nov/2024 09:26AM
Age/Gender : 41 Y 10 M 28 D/M	Received : 09/Nov/2024 01:14PM
UHID/MR No : SKOR.0000128862	Reported : 09/Nov/2024 02:08PM
Visit ID : CKOROPV431219	Status : Final Report
Ref Doctor : Self	Sponsor Name : ARCOFEMI HEALTHCARE LIMITED
Emp/Auth/TPA ID : 22E37365	

DEPARTMENT OF CLINICAL PATHOLOGY


ARCOFEMI - MEDIWHEEL - FULL BODY ANNUAL PLUS ABOVE 50Y MALE - 2D ECHO - PAN INDIA - FY2324

Test Name	Result	Unit	Bio. Ref. Interval	Method
URINE GLUCOSE(POST PRANDIAL)	POSITIVE ++		NEGATIVE	GOD-POD

Test Name	Result	Unit	Bio. Ref. Interval	Method
URINE GLUCOSE(FASTING)	POSITIVE +++		NEGATIVE	GOD-POD

Result is rechecked. Kindly correlate clinically.

*** End Of Report ***


Dr. Rajalakshmi D
 M.B.B.S,M.D
 Consultant Pathologist


Dr. Vidya Aniket Gore
 M.B.B.S,M.D(Pathology)
 Consultant Pathologist



THIS TEST HAS BEEN PERFORMED AT APOLLO HEALTH

Apollo Health and Lifestyle Limited (CIN - 063110132000PLC115017)
 5th Floor, Begumpet, Hyderabad, Telangana - 500 016 |
 Bangalore - 560034
 www.apollohl.com | Email ID: enquiry@apollohl.com, Ph No: 040-4904 7777, Fax No: 4904 7744

Address:
 323/100/123, Doddathangur Village, Neeladri Main Road,
 Neeladri Nagar, Electronic city, Bengaluru,
 Karnataka - 560034


1860 500 7788
 www.apolloclinic.com


Telangana: Hyderabad (AS Rao Nagar | Chanda Nagar | Kondapur | Nallakunta | Nizampet | Manikonda | Uppal) | **Andhra Pradesh:** Vizag (Seethamma Peta) | **Karnataka:** Bangalore (Basavanagudi | Bellandur | Electronics City | Fraser Town | HSR Layout | Indira Nagar | JP Nagar | Kundalahalli | Koramangala | Sarjapur Road) | **Mysore** (VV Mohalla) | **Tamilnadu:** Chennai (Annanagar | Kotturpuram | Mogappair | T Nagar | Valasaravakkam | Velachery) | **Maharashtra:** Pune (Aundh | Nigdi Pradhikaran | Viman Nagar | Wanowrie) | **Uttar Pradesh:** Ghaziabad (Indrapuram) | **Gujarat:** Ahmedabad (Satellite) | **Punjab:** Amritsar (Court Road) | **Haryana:** Faridabad (Railway Station Road)

Patient Name : Mr.ASHISH KUMAR KESHRI
Age/Gender : 41 Y 10 M 28 D/M
UHID/MR No : SKOR.0000128862
Visit ID : CKOROPV431219
Ref Doctor : Self
Emp/Auth/TPA ID : 22E37365

Collected : 09/Nov/2024 09:26AM
Received : 09/Nov/2024 01:14PM
Reported : 09/Nov/2024 02:08PM
Status : Final Report
Sponsor Name : ARCOFEMI HEALTHCARE LIMITED

TERMS AND CONDITIONS GOVERNING THIS REPORT

1. Reported results are for information and interpretation of the referring doctor or such other medical professionals, who understand reporting units, reference ranges and limitation of technologies. Laboratories not be responsible for any interpretation whatsoever.
2. It is presumed that the tests performed are, on the specimen / sample being to the patient named or identified and the verifications of particulars have been confirmed by the patient or his / her representative at the point of generation of said specimen.
3. The reported results are restricted to the given specimen only. Results may vary from lab to lab and from time to time for the same parameter for the same patient (within subject biological variation).
4. The patient details along with their results in certain cases like notifiable diseases and as per local regulatory requirements will be communicated to the assigned regulatory bodies.
5. The patient samples can be used as part of internal quality control, test verification, data analysis purposes within the testing scope of the laboratory.
6. This report is not valid for medico legal purposes. It is performed to facilitate medical diagnosis only.



Dr. Rajalakshmi D
M.B.B.S, M.D
Consultant Pathologist



Dr. Vidya Aniket Gore
M.B.B.S, M.D (Pathology)
Consultant Pathologist



THIS TEST HAS BEEN PERFORMED AT APOLLO HEALTH

Apollo Health and Lifestyle Limited (CIN: U74900TG2015PLC000001)
Registered Office: 4th Floor, Begumpet, Hyderabad, Telangana - 500 016 |
www.apollohl.com | Email ID: enquiry@apollohl.com, Ph No: 040-4904 7777, Fax No: 4904 7744

Address:
323/100/123, Doddathangur Village, Neeladri Main Road,
Neeladri Nagar, Electronic city, Bengaluru,
Karnataka - 560034

**1860 500 7788**
www.apolloclinic.com

APOLLO CLINICS NETWORK
Telangana: Hyderabad (AS Rao Nagar | Chanda Nagar | Kondapur | Nallakunta | Nizampet | Manikonda | Uppal) | Andhra Pradesh: Vizag (Seethamma Peta) | Karnataka: Bangalore (Basavanagudi | Bellandur | Electronics City | Fraser Town | HSR Layout | Indira Nagar | JP Nagar | Kundalahalli | Koramangala | Sarjapur Road) | Mysore (VV Mohalla) | Tamilnadu: Chennai (Annanagar | Kotturpuram | Mogappair | T Nagar) | Valasaravakkam | Velachery | Maharashtra: Pune (Aundh | Nigdi Pradhikaran | Viman Nagar | Wanowrie) | Uttar Pradesh: Ghazlabad (Indrapuram) | Gujarat: Ahmedabad (Satellite) | Punjab: Amritsar (Court Road) | Haryana: Faridabad (Railway Station Road)

Patient Name	: Mr. ASHISH KUMAR KESHRI	Age	: 41Yrs 10Mths 29Days
UHID	: SKOR.0000128862	OP Visit No.	: CKOROPV431219
Printed On	: 09-11-2024 05:14 AM	Advised/Pres Doctor	: --
Department	: Radiology	Qualification	: --
Referred By	: Self	Registration No.	: --
Employeer Id	: 22E37365		

DEPARTMENT OF RADIOLOGY

ULTRASOUND ABDOMEN AND PELVIS

FINDINGS:

Liver is enlarged in size (17 cms) and shows increased echotexture. No biliary dilatation. No focal lesion

CBD is not dilated.

Portal vein is normal in size, course and calibre.

Gall bladder is normal without evidence of calculi, wall thickening or pericholecystic fluid.

Pancreas obscured

Spleen is normal in size, shape, contour and echopattern. No evidence of mass or focal lesions.

Right Kidney is normal in size, position, shape and echopattern. Corticomedullary differentiation is maintained. No evidence of calculi or hydronephrosis.

Left Kidney is normal in size, position, shape and echopattern. Corticomedullary differentiation is maintained. No evidence of calculi or hydronephrosis.

Retroperitoneum – Obscured by bowel gas. No significant lymphadenopathy.

Urinary Bladder well distended. wall thickness is normal. No evidence of calculi, mass or mural lesion. Pre void -125 ml post void- nil.

Prostate: is enlarged in size with normal echotexture.

There is no ascites.

IMPRESSION:

GRADE I FATTY HEPATOMEGALY

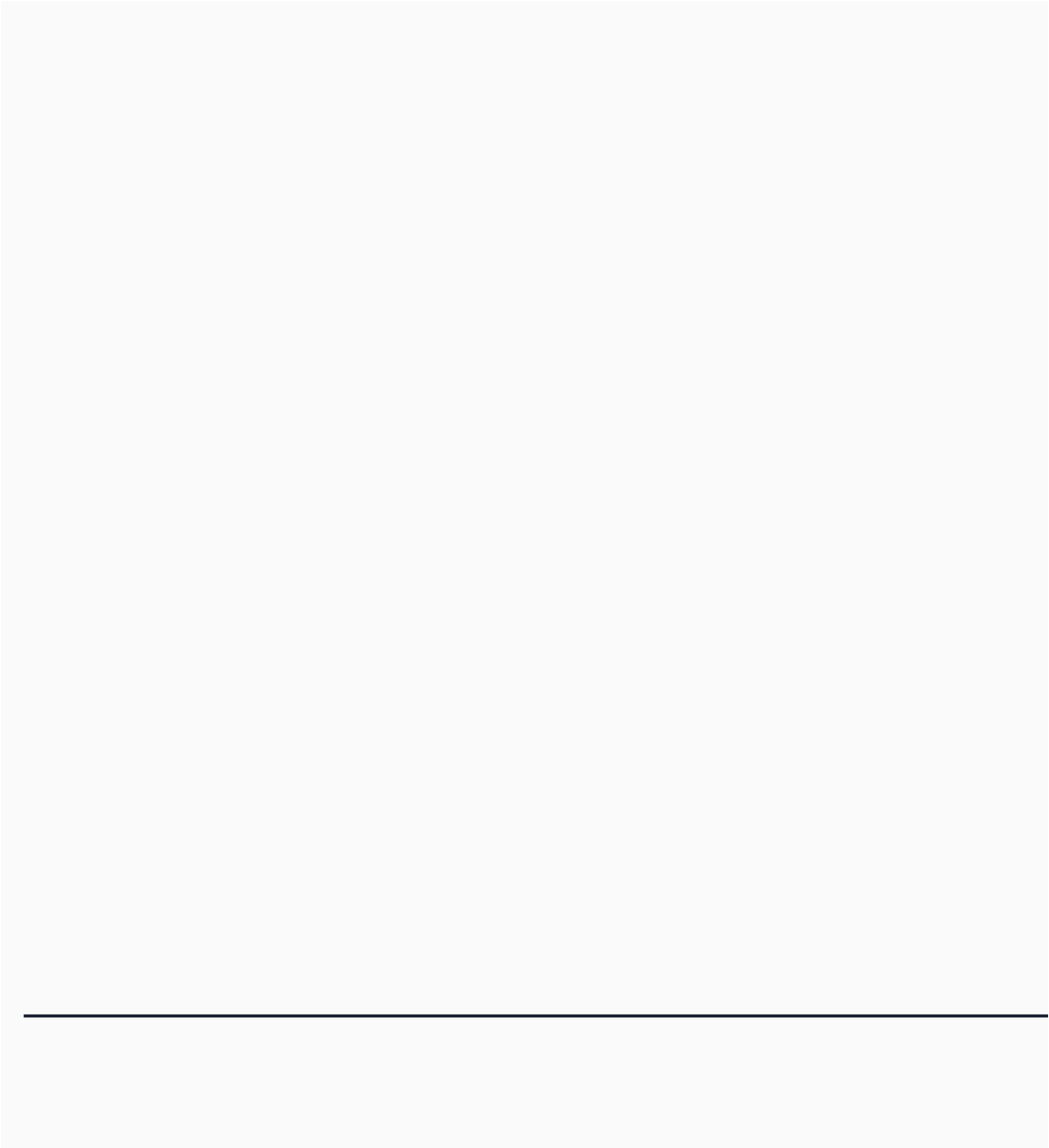
GRADE I PROSTATOMEGALY, NO RESIDUAL URINE

---End Of The Report---



Dr.VINOD P JOSEPH
MBBS, DNB, DMRD

25487
Radiology



Patient Name	: Mr. ASHISH KUMAR KESHRI	Age	: 41Yrs 11Mths 1Days
UHID	: SKOR.0000128862	OP Visit No.	: CKOROPV431219
Printed On	: 12-11-2024 07:14 AM	Advised/Pres Doctor	: --
Department	: Cardiology	Qualification	: --
Referred By	: Self	Registration No.	: --
Employer Id	: 22E37365		

DEPARTMENT OF CARDIOLOGY

ECHO

---End Of The Report---



Dr.MOHAN MURALI
MBBS, DNB General Medicine, DrNB Cardiology
ANP2013000191IKTK
Cardiology

Patient Name	: Mr. ASHISH KUMAR KESHRI	Age	: 41Yrs 10Mths 29Days
UHID	: SKOR.0000128862	OP Visit No.	: CKOROPV431219
Printed On	: 09-11-2024 06:28 AM	Advised/Pres Doctor	: --
Department	: Cardiology	Qualification	: --
Referred By	: Self	Registration No.	: --
Employer Id	: 22E37365		

DEPARTMENT OF CARDIOLOGY

Observation :-

1. Normal Sinus Rhythm.
2. Heart rate is 71 beats per minutes.
3. No pathological Q wave or ST-T changes seen.
4. Normal P,Q,R,S,T waves and axis.
5. No evidence of chamber, hypertrophy or enlargement seen.

Impression:

NORMAL RESTING ECG.

NOTE:KINDLY TAKE A PHOTOCOPY OF THE GRAPH FOR FUTURE REFERENCE IF NEEDED

---End Of The Report---



Dr.MOHAN MURALI
MBBS, DNB General Medicine, DrNB Cardiology
ANP20130001911KTK
Cardiology

Name : Mr. ASHISH KUMAR KESHRI
 Address : Koramangala Vi Bk Bangalore Karnataka INDIA 560095
 Plan : ARCOFEMI MEDIWHEEL MALE AHC CREDIT
 PAN INDIA OP AGREEMENT

Age : 41Y 10M 28D
 sex : Male

UHID : SKOR.0000128862

 SKOR.0000128862
 OP No: CKOROPV431219
 Bill No: CKOR-OCR-85216
 Date: Nov 9th, 2024, 9:06 AM

Sno.	Service Type/Service Name	Department
1	ARCOFEMI - MEDIWHEEL - FULL BODY ANNUAL PLUS ABOVE 50Y MALE - 2D ECHO - PAN INDIA - FY2324	
1	DENTAL CONSULTATION	Consultation
2	PROSTATIC SPECIFIC ANTIGEN (PSA TOTAL)	Biochemistry
3	THYROID PROFILE (TOTAL T3, TOTAL T4, TSH)	Biochemistry
4	HbA1c, GLYCATED HEMOGLOBIN	Biochemistry
5	ULTRASOUND - WHOLE ABDOMEN → (18)	Ultrasound Radiology
6	OPHTHAL BY GENERAL PHYSICIAN	Consultation
7	ENT CONSULTATION <i>Dr. vijay</i>	Consultation
8	DIET CONSULTATION	Consultation
9	FITNESS BY GENERAL PHYSICIAN	Consultation
10	2D ECHO → 10	Cardiology
11	X-RAY CHEST PA → (11) <i>MS</i>	X Ray Radiology
12	ECG → (14)	Cardiology
13	BODY MASS INDEX (BMI)	General
14	BLOOD GROUP ABO AND RH FACTOR	Blood Bank
15	COMPLETE URINE EXAMINATION	Clinical Pathology
16	HEMOGRAM + PERIPHERAL SMEAR	Haematology
17	RENAL PROFILE/RENAL FUNCTION TEST (RFT/KFT)	Biochemistry
18	GAMMA GLUTAMYL TRANSFERASE (GGT)	Biochemistry
19	LIVER FUNCTION TEST (LFT)	Biochemistry
20	LIPID PROFILE	Biochemistry
21	URINE GLUCOSE (POST PRANDIAL)	Clinical Pathology
22	URINE GLUCOSE (FASTING)	Clinical Pathology
23	GLUCOSE, POST PRANDIAL (PP), 2 HOURS (POST MEAL)	Biochemistry
24	GLUCOSE, FASTING	Biochemistry

25 Physio - 17
26 Dental - 15

Ht - 170cm
wt - 86.9kg
BP →
P →



Apollo Clinic

Consent Form

Patient Name: ASHISH KUMAR KESHRI Age: 41

UHID Number: Company Name:

I Mr/Mrs/Miss: Employee of Bank of Baroda

(Company) want to inform you that I am ~~not~~ getting the consultation

Test which is a part of health check package.

Reason If any: I will be coming on Friday

And I claim the above statement in my full consciousness.

Patient Signature: *Ashish* Date: 09/11/2024

OPHTHAL REPORT

NAME: Mr. Arshu Kumar
AGE: A.I.... GENDER: MALE/FEMALE

OD: r

RIGHT EYE

	SPH	CYL	AXIS	VA
DV	5.00			6/12P
NV				

	SPH	CYL	AXIS	VA
DV	17			6/6P
NV				

Refer Ophthal

REMARK:

DATE:.....

OPTOMETRIST

BRING THIS PRESCRIPTION IN YOUR NEXT VISIT



Apollo Medical
Centre
Expertise. Closer to you

Patient Name : Mr Ashish Kumar K

Age : 41 Year(s)

Referring Doctor : H/C

Patient ID: 128862

Sex: Male

Date: 09.11.2024

ULTRASOUND ABDOMEN AND PELVIS

FINDINGS:

Liver is enlarged in size (17 cms) and shows increased echotexture. No biliary dilatation. No focal lesion

CBD is not dilated.

Portal vein is normal in size, course and calibre.

Gall bladder is normal without evidence of calculi, wall thickening or pericholecystic fluid.

Pancreas obscured

Spleen is normal in size, shape, contour and echopattern. No evidence of mass or focal lesions.

Right Kidney is normal in size, position, shape and echopattern. Corticomedullary differentiation is maintained. No evidence of calculi or hydronephrosis.

Left Kidney is normal in size, position, shape and echopattern. Corticomedullary differentiation is maintained. No evidence of calculi or hydronephrosis.

Retroperitoneum – Obscured by bowel gas. No significant lymphadenopathy.

Urinary Bladder well distended. wall thickness is normal. No evidence of calculi, mass or mural lesion. Pre void -125 ml post void- nil.

Prostate: is enlarged in size with normal echotexture.

There is no ascites.

IMPRESSION:

GRADE I FATTY HEPATOMEGALY

GRADE I PROSTATOMEGALY, NO RESIDUAL URINE

DR VINOD JOSEPH DNB,DMRD
RADIOLOGIST

Apollo Health and Lifestyle Limited

(CIN - U85110TG2008PLC046089) Regd. Office: #7-1-617/A, 615 & 616, Imperial Towers, 7th Floor; Ameerpet, Hyderabad, Telangana - 500 038 | Email ID: enquiry@apollohl.com

APOLLO CLINICS NETWORK KARNATAKA

Bangalore (Basavanagudi | Bellandur | Electronics City | HSR Layout | Indira Nagar | JP Nagar | Kundalahalli | Koramangala | Sarjapur Road) **Mysore** (Kalidasa Road)

TO BOOK AN APPOINTMENT



Dr. Vijayendra
DR. VIJAYENDRA KEDIA
MBBS, MS (ENT)
KMC REG NO: 119251

HEALTH CHECK - ENT

09/11/24

NAME: *Ashok Kumar Keshu*

AGE: *41/M*

EAR: RE: LE:

EXTERNAL EAR

MIDDLE EAR

INNER EAR (FN)

HEARING ASSESSMENT: RE: LE:

RHINNE

WEBER

ABC

NOSE

AIRWAY

SEPTUM

TURBINATES

OTHERS

NECK

NECK NODES

OTHER

AUDIOMETRY

Normal

*AC > BC
Normal
Normal*

*enlarged (Rt)
MMA*

Normal

Normal

IMPRESSION

Adenoid

x-ray PNS

SIGNATURE

NAME: Mr. ASHISH KUMAR KESHRI

AGE: 41Y

SEX: MALE

DATE: 09/11/2024

ECHOCARDIOGRAPHY REPORT

MEASUREMENT

AO – 25(20 – 35)mm	LIVD d – 40(36-52)mm	IVS – 11(06 - 11)mm
LA -28(19- 40)mm	LVID s 28(23- 39)mm	PWD – 11(06- 11)mm
EF – 60(>50%)	RVID-20	

VALVES

Mitral Valve : NORMAL
Aortic Valve : NORMAL
Tricuspid Valve : Normal,
Pulmonary Valve : Normal,

CHAMBERS

Left Atrium : Normal
Right Atrium : Normal
Left Ventricle : Normal
Right Ventricle : Normal

SEPTAE

IVS : Intact
IAS : Intact

GREAT ARTERIES

Aorta : Normal
Pulmonary Artery : Normal

DOPPLER DATA

Mitral : E > A , 0.8 / 0.6
Aortic : Normal , 1.0 m/s
Tricuspid : Normal , 0.4 / 0.6
Pulmonary : Normal, 1.10

WALL MOTION ABNORMALITIES : No RWMA

Pericardium : Normal

FINAL DIAGNOSIS

**NORMAL CHAMBERS AND DIMENSION
NO RWMA AT REST, NORMAL LV EF - 60%
NORMAL DIASTOLIC FUNCTION
NO OBVIOUS CLOTS/ EFFUSION/ VEGETATION**


**DR. MOHAN MURALI
DNB(MED), DNB(CARDIOLOGY)
CONSULTANT CARDIOLOGIST**

Patient Name	: Mr. ASHISH KUMAR KESHRI	Age	: 41Yrs 10Mths 28Days
UHID	: SKOR.0000128862	OP Visit No.	: CKOROPV431219
Printed On	: 09-11-2024 12:39 PM	Advised/Pres Doctor	: --
Department	: Radiology	Qualification	: --
Referred By	: Self	Registration No.	: --
Employer Id	: 22E37365		

DEPARTMENT OF RADIOLOGY

X RAY CHEST PA

Both lungs fields appear normal.

Both hilae are normal.

Both costophrenic and cardiophrenic angles are normal.

The cardiac and mediastinal shadows appear normal.

Bones and soft tissues appear normal.

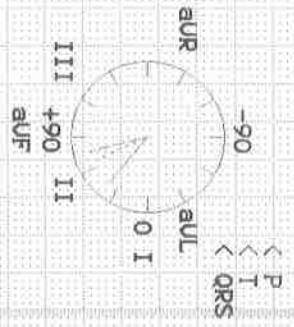
IMPRESSION : NORMAL STUDY.

---End Of The Report---

P.J. Vinod

Dr.VINOD P JOSEPH
MBBS, DNB, DMRD
25487
Radiology

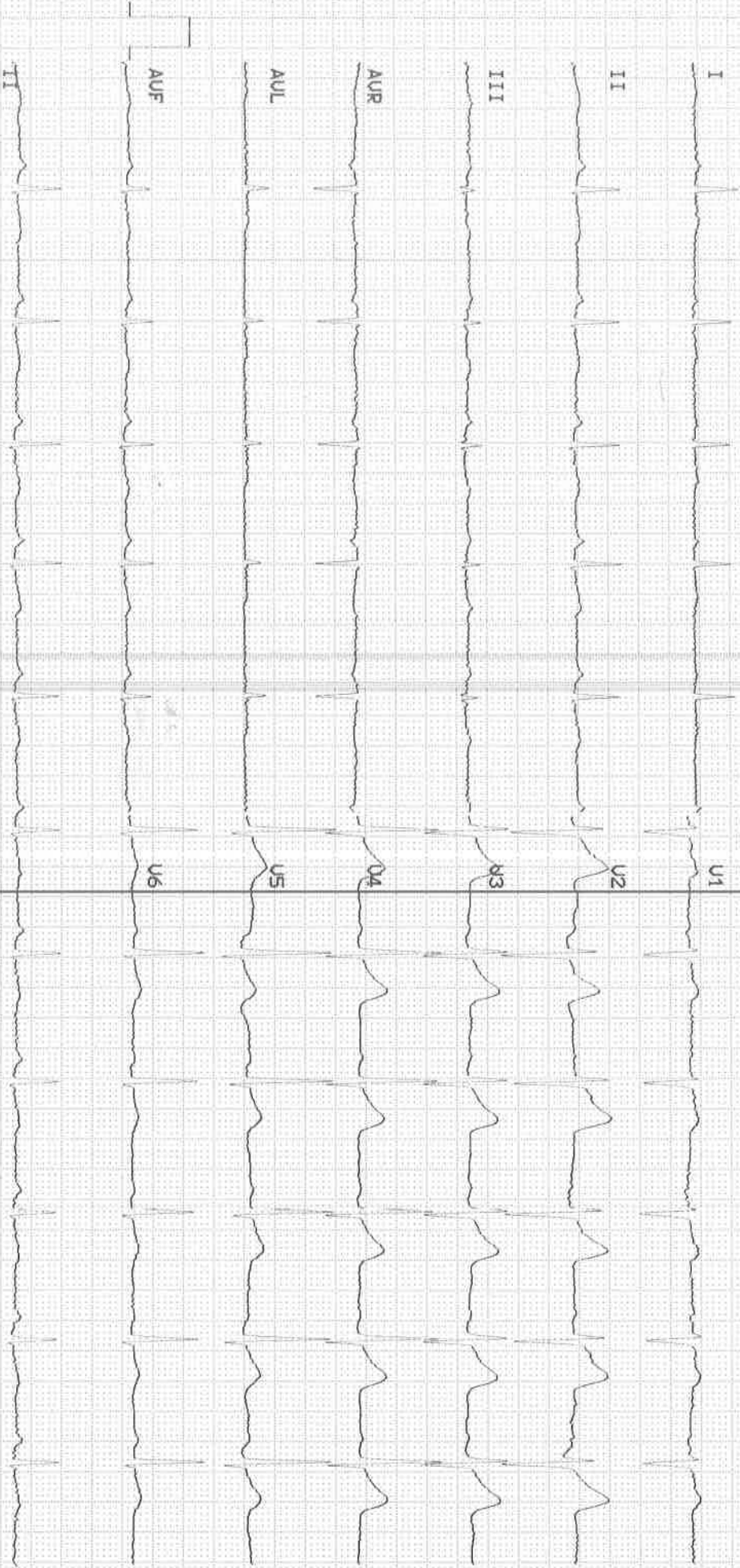
AGE: 41
 Measurement Results:
 QRS : 86 ms
 QT/QTcB : 394 / 428 ms
 PR : 160 ms
 P : 94 ms
 RR/PP : 846 / 845 ms
 P/QRS/T : 65 / 40 / 75 degrees
 QTd/QTcBD : 62 / 67 ms
 Sokolow : 2.1 mV
 NK : 9



Interpretation:

Unconfirmed report.

(Handwritten signature)



Patient Name	: Mr. ASHISH KUMAR KESHRI	Age	: 41Yrs 10Mths 26Days
UHID	: SKOR.0000128862	OP Visit No.	: CKOROPV431219
Printed On	: 09-11-2024 11:58 AM	Advised/Pres Doctor	: --
Department	: Cardiology	Qualification	: --
Referred By	: Self	Registration No.	: --
Employer Id	: 22E37365		

DEPARTMENT OF CARDIOLOGY

Observation :-

1. Normal Sinus Rhythm.
2. Heart rate is 71 beats per minutes.
3. No pathological Q wave or ST-T changes seen.
4. Normal P,Q,R,S,T waves and axis.
5. No evidence of chamber, hypertrophy or enlargement seen.

Impression:

NORMAL RESTING ECG.

NOTE:KINDLY TAKE A PHOTOCOPY OF THE GRAPH FOR FUTURE REFERENCE IF NEEDED

---End Of The Report---



Dr.MOHAN MURALI
MBBS, DNB General Medicine, DrNB Cardiology
ANP20130001911KTK
Cardiology



Health Check up Booking Confirmed Request(22E37365),Package Code-PKG10000367,
Beneficiary Code-322506

From Mediwheel <wellness@mediwheel.in>

Date Tue 05-11-2024 16:26

To ASHISH KUMAR KESHRI <ASHISH.KESHRI2@bankofbaroda.com>

Cc customercare@mediwheel.in <customercare@mediwheel.in>

ग़ावधान: यह मेल बैंक डोमेन के बाहर से आया है. अगर आप प्रेषक को नहीं जानते तो मेल में दी गयी ति
:AUTION: THIS MAIL IS ORIGINATED FROM OUTSIDE OF THE BANK'S DOMAIN. DO

011-41195959

Dear **MR. KESHRI ASHISH KUMAR,**

We are pleased to confirm your health checkup booking request with the following details.

Hospital Package Name : Mediwheel Full Body Annual Plus Above 50 Male
Name of Diagnostic/Hospital : Apollo Medical Centre - Koramangala
Address of Diagnostic/Hospital- Apollo Medical centre, Plot 51, 5th Block, Opp. Jyothi Nivas College, Koramangala - 560095
City : Bangalore
State : Karnataka
Pincode : 560095
Appointment Date : 09-11-2024
Confirmation Status : Booking Confirmed
Preferred Time : 08:00 AM - 08:30 AM
Booking Status : Booking Confirmed

Member Information

Booked Member Name	Age	Gender
MR. KESHRI ASHISH KUMAR	41 year	Male

Note - Please note to not pay any amount at the center.

Instructions to undergo Health Check:

- Please ensure you are on complete fasting for 10-To-12-Hours prior to check.
- During fasting time do not take any kind of medication, alcohol, cigarettes, tobacco or any other liquids (except Water) in the morning.
- Bring urine sample in a container if possible (containers are available at the Health Check centre).

- Please bring all your medical prescriptions and previous health medical records with you.
- Kindly inform the health check reception in case if you have a history of diabetes and cardiac problems.

For Women:

- Pregnant Women or those suspecting are advised not to undergo any X-Ray test.
- It is advisable not to undergo any Health Check during menstrual cycle.

Request you to reach half an hour before the scheduled time.

In case of further assistance, Please reach out to Team Mediwheel.

Thanks,
Mediwheel Team
Please Download Mediwheel App

You have received this mail because your e-mail ID is registered with **Arcofemi Healthcare Limited** This is a system-generated e-mail please don't reply to this message.

Please visit to our Terms & Conditions for more informaion. [Click here to unsubscribe.](#)

@ 2024 - 25, Arcofemi Healthcare Pvt Limited.(Mediwheel)



आशीष कुमार केशरी

Ashish Kumar Keshri

जन्म तिथि/ DOB: 12/12/1982

पुरुष / MALE

4155 8194 5629

मेरा आधार, मेरी पहचान