



GLOBL DIAGNOSTIC

Plot NO 237 2ND Floor NITI KHAND 2 Indirapuram, Ghaziabad, 201014.

Facilities: All Kind of Blood investigation, TMT, ECG, PFT



QMS/23N1117

Sample Coll. Date :- 16/02/2025	Srl.No. :- 3025
Patient Name :- MR. JAI BHAGWAN SINGH	Age :- 56 Yrs.
Referred By :- LIFE INSURANCE	Sex :- Male

BIOCHEMISTRY

Investigation / Test Name Test Name	Patient Value Value	Unit Unit	Reference Range Normal Value
BLOOD SUGAR FASTING	85.0	mg/dl	60 - 110

1 of 1

DR. SHIPRA VATS
MBBS
MD PATH

To,
LIC of India
Branch Office

Date: 16/02/2025

Proposal No. 3994

Name of the Life to be assured JAI BHAGWAN SINGH

The Life to be assured was identified on the basis of Aadhar - 0979

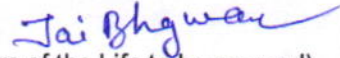
I have satisfied myself with regard to the identity of the Life to be assured before conducting tests / examination for which reports are enclosed. The Life to be assured has signed as below in my presence.


Signature of the Pathologist/ Doctor

Dr. Pankaj Nand Chaudhary
M.D. (Medicine) MCI-39804
Spl. Heart, Thyroid and Diabetes

Name:

I confirm, I was on fasting for last 10 (ten) hours. All the Examination / tests as mentioned below were done with my consent.


(Signature of the Life to be assured)

Name of life to be assured:

GLOBL DIAGNOSTIC
237, 2nd Floor Niti Khand 2
Indrapuram Gzb 201014

Reports Enclosed:

Reports Name	Yes/No	Reports Name	Yes/No
ELECTROCARDIOGRAM	Yes	PHYSICIAN'S REPORT	No
COMPUTERISED TREADMILL TEST	No	IDENTIFICATION & DECLARATION FORMAT	No
HAEMOGRAM	No	MEDICAL EXAMINER'S REPORT	No
LIPIDOGRAM	No	BST (Blood Sugar Test-Fasting & PP) Both	No
BLOOD SUGAR TOLERANCE REPORT	No	FBS (Fasting Blood Sugar)	Yes
SPECIAL BIO-CHEMICAL TESTS - 13 (SBT-13)	No	PGBS (Post Glucose Blood Sugar)	No
ROUTINE URINE ANALYSIS	No	Proposal and other documents	No
REPORT ON X-RAY OF CHEST (P.A. VIEW)	No	Hb%	No
ELISA FOR HIV	No	Other Test	

Comment Medsave Health Insurance TPA Ltd.

Authorized Signature,

ANNEXURE II - 1

LIFE INSURANCE CORPORATION OF INDIA

Form No. LIC03 - 002

ELECTROCARDIOGRAM

Zone _____ Division _____ Branch _____

Proposal No. - 3994

Agent/D.O. Code: _____ Introduced by: (name & signature)

Full Name of Life to be assured: JAI BHAGWAN SINGH

Age/Sex : 56/male

Instructions to the Cardiologist:

- Please satisfy yourself about the identity of the examiners to guard against impersonation
- The examinee and the person introducing him must sign in your presence. Do not use the form signed in advance. Also obtain signatures on ECG tracings.
- The base line must be steady. The tracing must be pasted on a folder.
- Rest ECG should be 12 leads along with Standardization slip, each lead with minimum of 3 complexes, long lead II. If L-III and AVF shows deep Q or T wave change, they should be recorded additionally in deep inspiration. If V1 shows a tall R-Wave, additional lead V4R be recorded.

DECLARATION

I hereby declare that the foregoing answers are given by me after fully understanding the questions. They are true and complete and no information has been withheld. I do agree that these will form part of the proposal dated _____ given by me to LIC of India.

Witness _____

Signature or Thumb Impression of L.A.
 Jai Bhagwan

Note : Cardiologist is requested to explain following questions to L.A. and to note the answers thereof.

- Have you ever had chest pain, palpitation, breathlessness at rest or exertion? Y/N
- Are you suffering from heart disease, diabetes, high or low Blood Pressure or kidney disease? Y/N
- Have you ever had Chest X- Ray, ECG, Blood Sugar, Cholesterol or any other test done? Y/N

If the answer/s to any/all above questions is 'Yes', submit all relevant papers with this form.

Dated at 6/25 on the day of 16/02 2025

Signature of L.A.
 Jai BhagwanSignature of the Cardiologist
 Name & Address
 Qualification Code No.

GLOBL DIAGNOSTIC
237, 2nd Floor Niti Khand 2
Indrapuram Gzb 201014

Dr. Pankaj Hand Chaudhary
M.D. (Medicine) MCI-39804
Spl. Heart, Thyroid and Diabetes

Clinical findings

(A)

Height (Cm)	Weight (kgs)	Blood Pressure	Pulse Rate
164	65	118/76	74/min

(B) Cardiovascular System

NIL

Rest ECG Report:

Position	Supine	P Wave	Ⓜ
Standardisation Imv	Ⓜ	PR Interval	Ⓜ
Mechanism	Ⓜ	QRS Complexes	Ⓜ
Voltage	Ⓜ	Q-T Duration	Ⓜ
Electrical Axis	Ⓜ	S-T Segment	Ⓜ
Auricular Rate	74/min	T-wave	Ⓜ
Ventricular Rate	74/min	Q-Wave	Ⓜ
Rhythm	Regular		
Additional findings, if any	NIL		

Conclusion: — ECG is WNL

Dated at 9/5 on the day of 16/02 2025

Signature of the Cardiologist

Name & Address

Qualification

Code No.

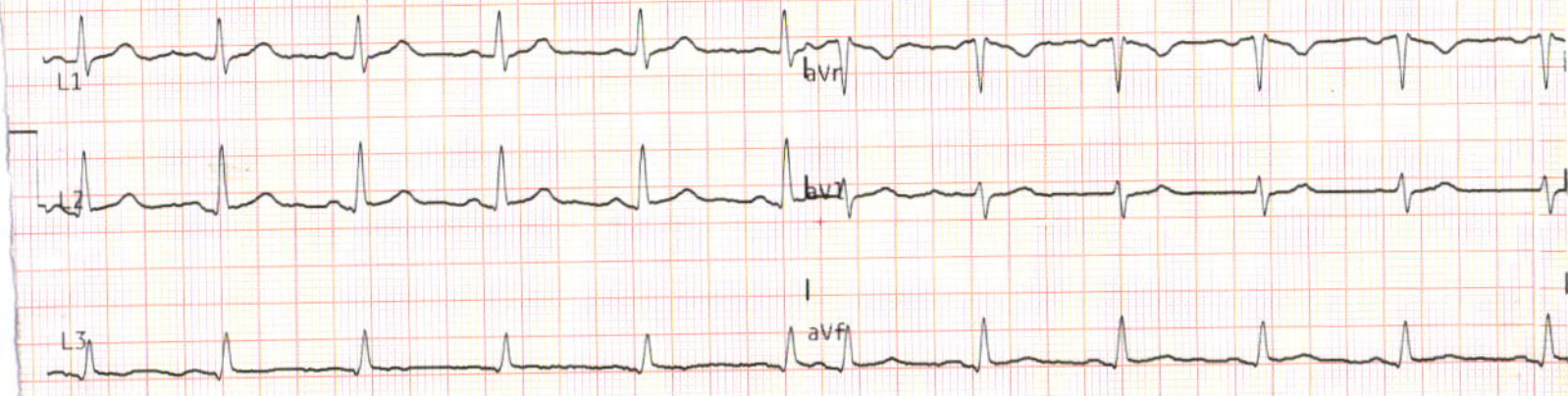
GLOBAL DIAGNOSTIC
237, 2nd Floor Niti Khand 2
Indrapuram Gzb 201014

Dr. Pankaj Nand Chaudhary
M.D. (Medicine) MCI-39804
Spl. Heart, Thyroid and Diabetes

205# [redacted] 13:48, JAI BHAGWAN, SINGH

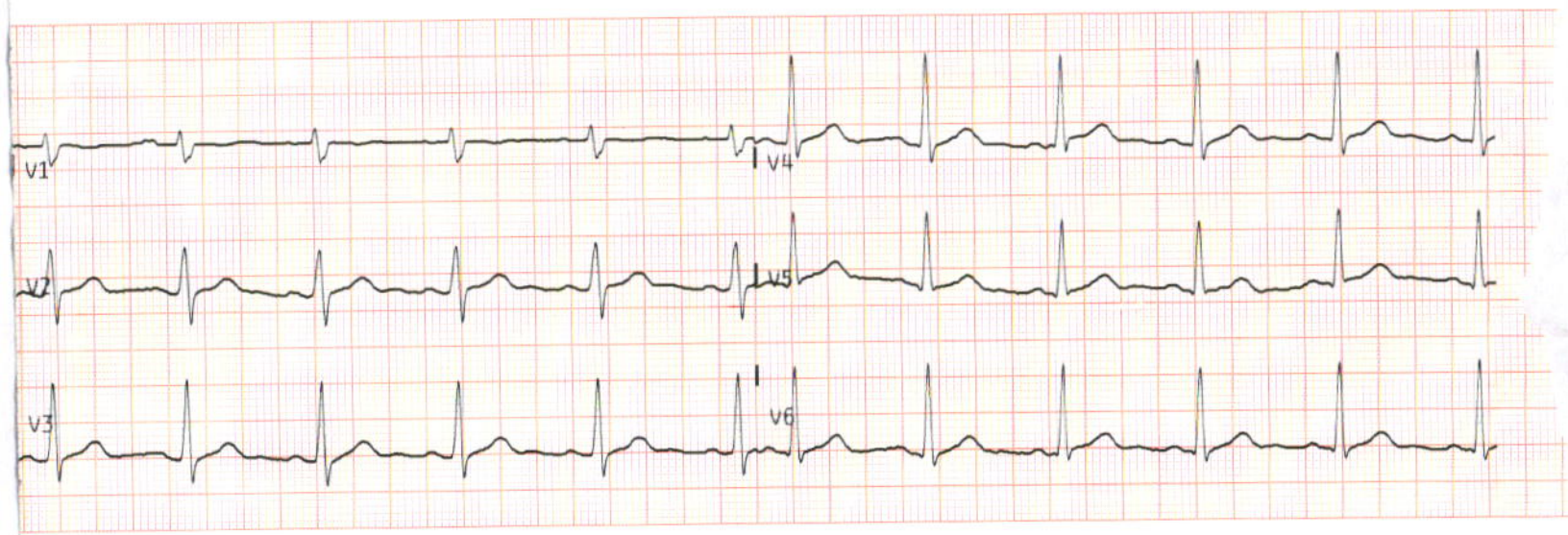
Weight: 0 Kg, Height: 0 cm, Rm NO: _____

Jai Bhagwan



MR300 (v2.2) 25 mm/s 10 mm/mV ~ 0.5-40Hz

Dept: _____, Hosp: _____





GLOBL DIAGNOSTIC

237 2nd Floor Niti Khand-2 Indirapuram, Ghaziabad, 201014

Mobile : 8744013600 | E-mail : globaldiagnostic23@gmail.com

Electrocardiogram Report

Name - Mr./Ms. JAI BHAGWAN SINGH Age - 56/male K/C/O Hypertension/Dabetes Mellitus / IHD Lipids

Clinical Summary

ECG Findings

Rate 74/min Rhythm Regular Mechanism — Axis —

P wave (N) PR interval (N) QRS Complex (N)

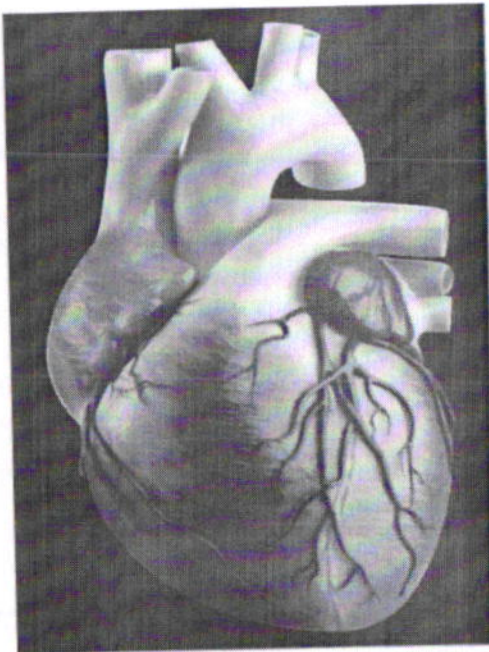
ST Segment (N)

T wave (N) QT interval (N)

Recommendations ECG is WNL

Date 16/02/2025 Dr. [Signature]

Appl. No./ Proposal No. GLOBL DIAGNOSTIC Dr. Pankaj Nand Chaudhary
237, 2nd Floor Niti Khand 2 I.D. (Medicine) MCI-39804
Indrapuram Gzb 201014 Spl. Heart, Thyroid and Diabetes





🕒 Saturday, February 16 2025, 07:21:30 AM

📍 PPJ4+G3W, Kastala Kasmabad, Uttar Pradesh
245304, India

🌐 28° 43' 52" N, 77° 42' 17" E 184m

☀️ 12.4°C 🌬️ 6.8Km/h 🌧️ 71%



आधार - आम आदमी का अधिकार



भारत सरकार

Government of India




जय भगवान सिंह

Jai Bhagwan Singh

जन्म तिथि / DOB : 10/12/1968

पुरुष / Male

2038 4370 0979



आधार - आम आदमी का अधिकार