

Varun tandon lic



Aravali Apartments, Kalkaji, New Delhi, Delhi 110019, India

New Delhi

Delhi

India



25°C

77°F

2025-03-09(Sun) 09:58(am)



Indian Union Driving Licence
 Issued by Transport Department GNCT of Delhi

DL

DL03 20040586612

Issue Date	Validity (NT)	Validity (TR)
15-03-2004	05-02-2034	



Holder's Signature

Date of first issue **15-03-2004**

Name: **VARUN TANDON**

Date of Birth: **13-09-1984** Blood Group: **B+** Organ Donor: **Yes**

Son/Daughter/Wife of: **VIJAY TANDON**

Address: **93 ARAVALI APARTMENT,
 KALKAJI, SOUTH DELHI, 110019**



Jhoola Park, Aravali Apartments, 162, Aravali Apartments, Alakhnanda, Kalkaji, New Delhi, Delhi 110019, India

New Delhi
 Delhi
 India



25°C
 77°F

2025-03-09(Sun) 09:52(am)

MedSave

INDIA

Dear **Metagen Healthcare**

We have received a booking request with the following details. Provide your confirmation by clicking on the Yes button.

You confirm this booking? [Yes](#) [No](#)

Name : VARUN TANDON

Proposal No : 5737

Branch Code : 11D

Contact Details : 9871766962

Location : 73, Sector 10 A, SBI Bank,
Gurgaon, Haryana - 122011

Appointment Date : 08-03-2025

Member Information		
Booked Member Name	Age	Gender
VARUN TANDON	40 year	M

Included Test -

- HbA1c
 - Urine Analysis
 - Hb%
 - SBT-13 with Elisa Method HIV test
 - ECG
 - Physical Medical Examination Report (PMER)
- Rs. 25,00,000 to Rs. 49,99,999



Date: 09/03/25

To,
LIC of India
Branch Office 11D

Proposal No. 5737

Name of the Life to be assured VARUN TANDON

The Life to be assured was identified on the basis of A/L


I have satisfied myself with regard to the identity of the Life to be assured before conducting tests / examination for which reports are enclosed. The Life to be assured has signed as below in my presence.

Dr. HAVENDRA
MD (Med) LIC
Reg. No. 4805/12587

Signature of the Pathologist/ Doctor

Name:

I confirm, I was on fasting for last 10 (ten) hours. All the Examination / tests as mentioned below were done with my consent.


(Signature of the Life to be assured)

Name of life to be assured:

Reports Enclosed:

Reports Name	Yes/No	Reports Name	Yes/No
ELECTROCARDIOGRAM	Yes	PHYSICIAN'S REPORT	No
COMPUTERISED TREADMILL TEST	No	IDENTIFICATION & DECLARATION FORMAT	No
HAEMOGRAM	No	MEDICAL EXAMINER'S REPORT	No
LIPIDOGRAM	No	BST (Blood Sugar Test-Fasting & PP) Both	No
BLOOD SUGAR TOLERANCE REPORT	No	FBS (Fasting Blood Sugar)	No
SPECIAL BIO-CHEMICAL TESTS - 13 (SBT-13)	Yes	PGBS (Post Glucose Blood Sugar)	No
ROUTINE URINE ANALYSIS	Yes	Proposal and other documents	No
REPORT ON X-RAY OF CHEST (P.A. VIEW)	No	Hb%	Yes
ELISA FOR HIV	No	Other Test	HbA1c

Comment Medsave Health Insurance TPA Ltd.

Authorized Signature,





INSURANCE CORPORATION OF INDIA

ELECTROCARDIOGRAM

Proposal No.: 5737 Branch: 11D
 Full Name of Life to be assured: VARUN TANDON
 Age/ Sex: 40/m

Instructions to the Cardiologist:

- i. Please satisfy yourself about the identity of the examiners to guard against impersonation
- ii. The examinee and the person introducing him must sign in your presence. Do not use the form signed in advance. Also obtain signatures on ECG tracings.
- iii. The base line must be steady. The tracing must be pasted on a folder.
- iv. Rest ECG should be 12 leads along with Standardization slip, each lead with minimum of 3 complexes, long lead II. If L-III and AVF shows deep Q or T wave change, they should be recorded additionally in deep inspiration. If V1 shows a tall R-Wave, additional lead V4R be recorded.

DECLARATION

I hereby declare that the foregoing answers are given by me after fully understanding the questions. They are true and complete and no information has been withheld. I do agree that these will form part of the proposal dated ___ given by me to LIC of India.

Witness

[Signature]
Signature of L.A.

Note: Cardiologist is requested to explain following questions to L.A. and to note the answers thereof.

- i. Have you ever had chest pain, palpitation, breathlessness at rest or exertion? Y/N
- ii. Are you suffering from heart disease, diabetes, high or low Blood Pressure or kidney disease? Y/N
- iii. Have you ever had Chest X- Ray, ECG, Blood Sugar, Cholesterol or any other test done? Y/N

If the answer/s to any/all above questions is 'Yes', submit all relevant papers with this form.

Clinical findings
 (A)

Height (cms)	Weight (kgs)	Blood Pressure	Pulse Rate
<u>67</u>	<u>68</u>	<u>122/80</u>	<u>86/min Regular</u>

(B) Cardiovascular System

NAD

Rest ECG Report:

Position	<u>N</u>	P Wave	<u>N</u>
Standardisation Inv	<u>N</u>	PR Interval	<u>N</u>
Mechanism	<u>N</u>	QRS Complexes	<u>N</u>
Voltage	<u>N</u>	Q-T Duration	<u>N</u>
Electrical Axis	<u>N</u>	S-T Segment	<u>N</u>
Auricular Rate	<u>86/min</u>	T-wave	<u>N</u>
Ventricular Rate	<u>86/min</u>	Q-Wave	<u>N</u>
Rhythm	<u>Regular</u>		
Additional findings, if any.			

Dated at 64N on the 09 day of 03 at 25 a.m./p.m.

Conclusion:

TWNL

DR. RAVINDRA
 MD (Med), FCCP
 Reg. No. 480540557
 Signature & Seal of the Cardiologist
 Name & Address: Qualification:





Name : Mr. Varun Tandon	Panel : LIC
Age : 40 Yrs 5 Mon 26 Days	TPA : MEDSAVE
Sex : Male	Received Date : 09/03/2025
Patient ID : 14241559	Report Date : 09/03/2025

Test Name	Results	Units	Reference Range
SBT 13			
Blood Glucose Fasting	89.0	mg/dL	70.0 - 110.0
Total Cholesterol	182.0	mg/dL	<200.0
HDL Cholesterol	49.2	mg/dL	36.0 - 70.0
LDL Cholesterol	113.8	mg/dL	60.0 - 120.0
Serum Triglycerides	95.0	mg/dL	40.0 - 160.0
Serum Creatinine	0.89	mg/dL	0.60 - 1.30
Blood Urea Nitrogen	13.2	mg/dL	7.0 - 18.0
Serum Protein	7.59	g/dL	6.00 - 8.30
Serum Albumin	4.41	g/dL	3.50 - 5.00
Serum Globulin	3.18	g/dL	2.00 - 3.50
A:G Ratio	1.39		0.90 - 2.00
Serum Bilirubin (Total)	0.94	mg/dL	0.30 - 2.00
Serum Bilirubin (Direct)	0.22	mg/dL	0.00 - 0.25
Serum Bilirubin (indirect)	0.72	mg/dL	0.10 - 1.00
SGOT (AST)	31.0	IU/L	0.0 - 37.0
SGPT (ALT)	34.0	IU/L	0.0 - 45.0
Gamma Glutamyl Transferase (GGT)	52.1	IU/L	10.0 - 64.0
Serum Alkaline Phosphatase (ALP)	109.0	IU/L	53.0 - 128.0
Hepatitis B Surface Antigen (HBsAg)	Negative		Negative
HIV I & II ELISA	NON-REACTIVE		NON-REACTIVE
HAEMATOLOGY			
HbA1C	5.5	%	4.5 - 6.0

INTERPRETATIONS :-

Non Diabetic	=	< 6 %
Good Control	=	6 - 7 %
Fair Control	=	7 - 8 %
Poor Control	=	> 8 %

Haemoglobin 14.2 g/dL 13.0 - 17.0

URINE EXAMINATION ROUTINE

PHYSICAL EXAMINATION

Colour Pale yellow
 Appearance Clear
 PH 6.0

Dr. Gandhi Kranti Deepak
 MD Pathology
 Reg. No. 16218
Dr. Gandhi Kranti Deepak
 MD. Pathology






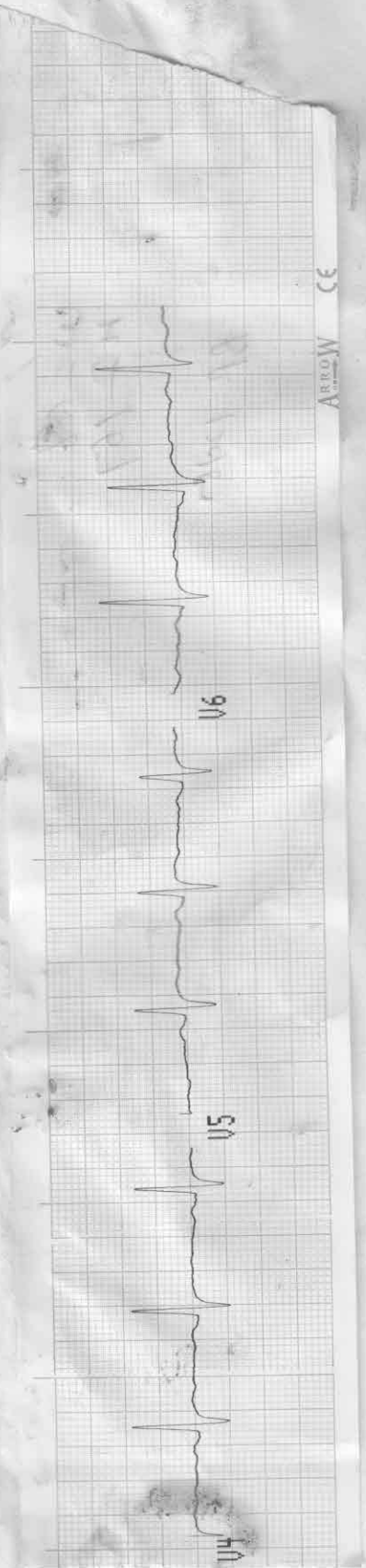
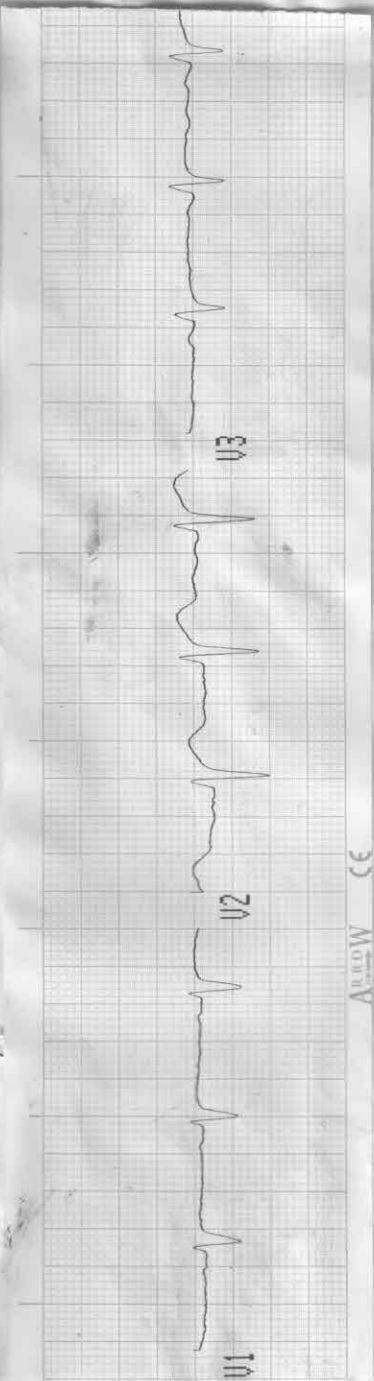
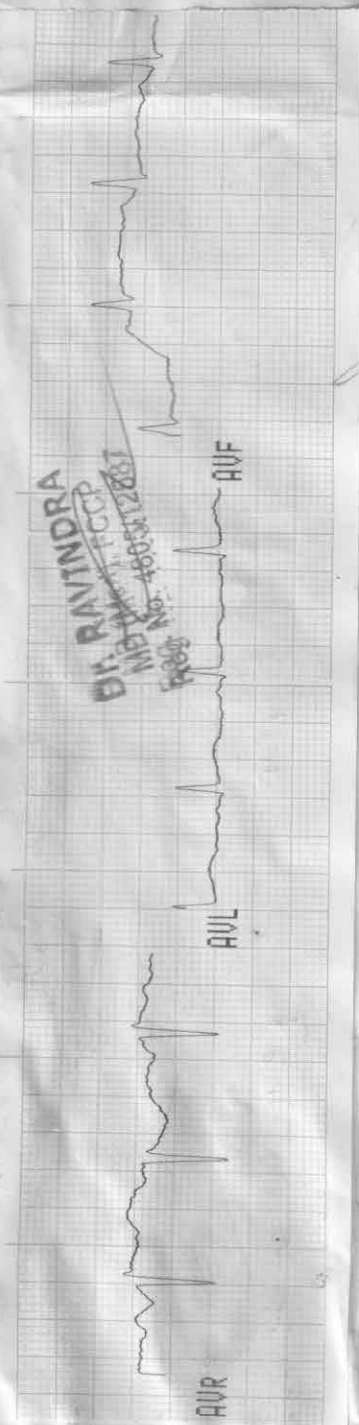
Name : Mr. Varun Tandon	Panel : LIC
Age : 40 Yrs 5 Mon 26 Days	TPA : MEDSAVE
Sex : Male	Received Date : 09/03/2025
Patient ID : 14241559	Report Date : 09/03/2025

Test Name	Results	Units	Reference Range
Specific Gravity	1.020		1.005 -1.030
CHEMICAL EXAMINATION			
Urine Protein	Nil		Nil
Urine Glucose	Nil		Nil
Ketone	Nil		Nil
Nitrite	Nil		Nil
Bile Pigments	Nil		Nil
Bile Salt	Nil		Nil
MICROSCOPIC EXAMINATION			
Pus Cells	0-1	/HPF	0-3
Epithelial Cells	1-2	/HPF	0-3
RBCs	Nil	/HPF	Nil
Casts	Nil	/LPF	Nil
Crystals	Nil		Nil
Bacteria	Nil		Nil

----- End of Report -----



Dr. Gandhi Kranti Deepak
MD Pathology
Reg. No. 16318
Dr. Gandhi Kranti Deepak
MD. Pathology



METAGEN HEALTHCARE

ELECTROCARDIOGRAM

Name VARUN TANDON Age & sex 40/m Company lic

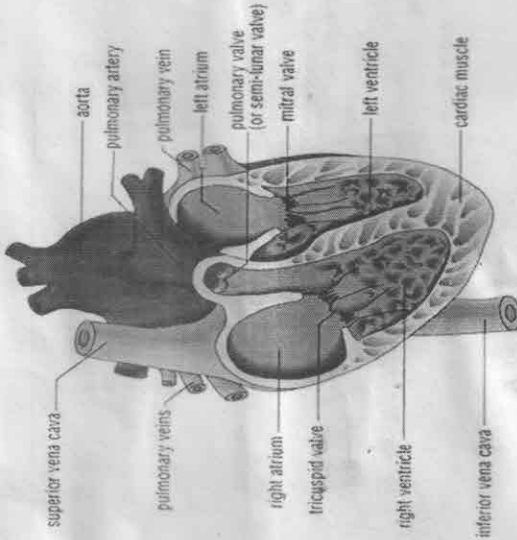
ECG FINDINGS:

Rate 86/min Rhythm Regular Mechanism N

Axis N P Wave N PR Interval N

QRS Complex N QT Interval N Q Wave N

ST Segment N T Wave N



Conclusion None



DR. RAVINDRA
MB (Med), FCCP
Reg. No. 1806/12587

Date 09/03/25 Doctors Signature _____