

Name : Shailendra Sonker(35Y/M)

Date : 02 Mar 2025

Test Asked : Mediwheel Health Checkup Below 40

Report Status: Complete Report



First National Diagnostic Chain to have
100% of its Labs with NABL Accreditation#



98% Reports
released within
06 Hours
of sample reaching the lab⁺



9 out of 10 Doctors Trust
that Thyrocare
reports are
Accurate & Reliable*



1200+
Tests & Profiles




Temperature-
Controlled
Sample Logistics



Unique Barcode
Tracking



Fully Automated
Machines Inspected
Daily



Abnormal Values
Re-Checked Twice



Reports Verified By Expert
MD Pathologists Stationed
at Every Lab



Your reports are digitally verifiable

Scan the QR code inside the report to check authenticity
of reported values

QR code will remain active for 30 days from report release date

Accredited by



NABL From 2005



ISO 9001: 2015 - From 2015



CAP From 2007

PROCESSED AT :

Thyrocare

103, Kanakia - B. Zillion building,
lbs marg, kurla (w),
Mumbai - 400 070



Tests you can trust

📍 Thyrocare Technologies Limited, D-37/3, TTC MIDC, Turbhe, Navi Mumbai - 400 703 📞 9870666333 ✉ wellness@thyrocare.com

First National Diagnostic Chain to have 100% of its Labs with NABL Accreditation[#]

NAME : SHAILENDRA SONKER(35Y/M)
REF. BY : SELF
TEST ASKED : MEDIWHEEL HEALTH CHECKUP BELOW 40

HOME COLLECTION :

A/2409 Mhada colony cotton green Mumbai
home, 4A/2409 Mhada colony cotton Mhada
colony cotton green Mumbai 400033, Mumbai

Report Availability Summary

Note: Please refer to the table below for status of your tests.

🟢 13 Ready

🟡 0 Ready with Cancellation

🔄 0 Processing

🔴 0 Cancelled in Lab

TEST DETAILS

REPORT STATUS

MEDIWHEEL HEALTH CHECKUP BELOW 40

Ready 🟢

LIPID PROFILE

Ready 🟢

ERYTHROCYTE SEDIMENTATION RATE (ESR)

Ready 🟢

HEMOGRAM - 6 PART (DIFF)

Ready 🟢

T3-T4-USTSH

Ready 🟢

FASTING BLOOD SUGAR(GLUCOSE)

Ready 🟢

HbA1c

Ready 🟢

COMPLETE URINE ANALYSIS

Ready 🟢

VITAMIN B-12

Ready 🟢

LIVER FUNCTION TESTS

Ready 🟢

PHOSPHOROUS

Ready 🟢

SERUM ELECTROLYTES

Ready 🟢

KIDPRO

Ready 🟢

25-OH VITAMIN D (TOTAL)

Ready 🟢

PROCESSED AT :**Thyrocare**

103, Kanakia - B. Zillion building,
lbs marg, kurla (w),
Mumbai - 400 070



Tests you can trust

Thyrocare Technologies Limited, D-37/3, TTC MIDC, Turbhe, Navi Mumbai - 400 703 9870666333 wellness@thyrocare.com

First National Diagnostic Chain to have 100% of its Labs with NABL Accreditation[#]

NAME : SHAILENDRA SONKER(35Y/M)
REF. BY : SELF
TEST ASKED : MEDIWHEEL HEALTH CHECKUP BELOW 40

HOME COLLECTION :
A/2409 Mhada colony cotton green Mumbai home,
4A/2409 Mhada colony cotton Mhada colony cotton green
Mumbai 400033, Mumbai

Summary Report

Tests outside reference range

TEST NAME	OBSERVED VALUE	UNITS	Bio. Ref. Interval.
DIABETES			
AVERAGE BLOOD GLUCOSE (ABG)	88	mg/dL	90-120
LIPID			
HDL / LDL RATIO	0.27	Ratio	> 0.40
HDL CHOLESTEROL - DIRECT	24	mg/dL	40-60
LDL / HDL RATIO	3.7	Ratio	1.5-3.5
TC/ HDL CHOLESTEROL RATIO	6.1	Ratio	3 - 5
TRIG / HDL RATIO	11.81	Ratio	< 3.12
TRIGLYCERIDES	284	mg/dL	< 150
VLDL CHOLESTEROL	56.7	mg/dL	5 - 40
LIVER			
ALKALINE PHOSPHATASE	135.5	U/L	45-129
OTHER COUNTS			
ERYTHROCYTE SEDIMENTATION RATE (ESR)	20	mm / hr	0 - 15
RENAL			
URIC ACID	8.22	mg/dL	4.2 - 7.3
VITAMIN			
25-OH VITAMIN D (TOTAL)	12.6	ng/mL	30-100

Disclaimer: The above listed is the summary of the parameters with values outside the BRI. For detailed report values, parameter correlation and clinical interpretation, kindly refer to the same in subsequent pages.

PROCESSED AT :

Thyrocare

103, Kanakia - B. Zillion building,
lbs marg, kurla (w),
Mumbai - 400 070



Tests you can trust

Thyrocare Technologies Limited, D-37/3, TTC MIDC, Turbhe, Navi Mumbai - 400 703 9870666333 wellness@thyrocare.com

First National Diagnostic Chain to have 100% of its Labs with NABL Accreditation[#]

NAME : SHAILENDRA SONKER(35Y/M)
REF. BY : SELF
TEST ASKED : MEDIWHEEL HEALTH CHECKUP BELOW 40

HOME COLLECTION :
A/2409 Mhada colony cotton green Mumbai home,
4A/2409 Mhada colony cotton Mhada colony
cotton green Mumbai 400033, Mumbai

TEST NAME	TECHNOLOGY	VALUE	UNITS
25-OH VITAMIN D (TOTAL)	C.M.I.A	12.6	ng/mL

Bio. Ref. Interval. :-

DEFICIENCY : <10 ng/ml
INSUFFICIENCY : 10 - 30 ng/ml
SUFFICIENCY : 30 - 100 ng/ml
TOXICITY : >100 ng/ml

Please correlate with clinical conditions.

Method:- Fully Automated Chemi Luminescent Microparticle Immunoassay

Sample Collected on (SCT) : 02 Mar 2025 07:17
Sample Received on (SRT) : 02 Mar 2025 10:10
Report Released on (RRT) : 02 Mar 2025 13:50
Sample Type : SERUM
Labcode : 0203040091/DS853
Barcode : DT333901



Dr.Samrita Samaddar MD (Path)Dr Sumanta Basak, DPB

Scan QR code to verify authenticity of reported results; active for 30 days from release time.

PROCESSED AT :

Thyrocare

103, Kanakia - B. Zillion building,
lbs marg, kurla (w),
Mumbai - 400 070



Thyrocare Technologies Limited, D-37/3, TTC MIDC, Turbhe, Navi Mumbai - 400 703 9870666333 wellness@thyrocare.com

First National Diagnostic Chain to have 100% of its Labs with NABL Accreditation[#]

NAME : SHAILENDRA SONKER(35Y/M)
REF. BY : SELF
TEST ASKED : MEDIWHEEL HEALTH CHECKUP BELOW 40

HOME COLLECTION :
A/2409 Mhada colony cotton green Mumbai home,
4A/2409 Mhada colony cotton Mhada colony
cotton green Mumbai 400033, Mumbai

TEST NAME	TECHNOLOGY	VALUE	UNITS
VITAMIN B-12	C.M.I.A	194	pg/mL

Bio. Ref. Interval. :-

Normal : 187 - 883 pg/ml

Clinical significance :

Vitamin B12 or cyanocobalamin, is a complex corrinoid compound found exclusively from animal dietary sources, such as meat, eggs and milk. It is critical in normal DNA synthesis, which in turn affects erythrocyte maturation and in the formation of myelin sheath. Vitamin-B12 is used to find out neurological abnormalities and impaired DNA synthesis associated with macrocytic anemias. For diagnostic purpose, results should always be assessed in conjunction with the patients medical history, clinical examination and other findings.

Specifications: Intra assay (%CV): 5.6, Inter assay (%CV): 6.8, Sensitivity: 125 pg/mL

Kit validation references: Lee DSC, Griffiths BW. Human Serum Vitamin B12 Assay Methods - A Review. Clin. Biochem 1985; 18:261-6

Please correlate with clinical conditions.

Method:- Fully Automated Chemi Luminescent Microparticle Intrinsic factor Immunoassay

Sample Collected on (SCT) : 02 Mar 2025 07:17
Sample Received on (SRT) : 02 Mar 2025 10:10
Report Released on (RRT) : 02 Mar 2025 13:50
Sample Type : SERUM
Labcode : 0203040091/DS853
Barcode : DT333901

Dr.Samrita Samaddar MD (Path)Dr Sumanta Basak, DPB

PROCESSED AT :
Thyrocare
 103, Kanakia - B. Zillion building,
 lbs marg, kurla (w),
 Mumbai - 400 070



Thyrocare Technologies Limited, D-37/3, TTC MIDC, Turbhe, Navi Mumbai - 400 703 | 9870666333 | wellness@thyrocare.com

First National Diagnostic Chain to have 100% of its Labs with NABL Accreditation[#]

NAME : SHAILENDRA SONKER(35Y/M) **HOME COLLECTION :**
REF. BY : SELF A/2409 Mhada colony cotton green Mumbai home,
TEST ASKED : MEDIWHEEL HEALTH CHECKUP BELOW 40 4A/2409 Mhada colony cotton Mhada colony cotton
 green Mumbai 400033, Mumbai

TEST NAME	TECHNOLOGY	VALUE	UNITS	Bio. Ref. Interval.
TOTAL CHOLESTEROL	PHOTOMETRY	147	mg/dL	< 200
HDL CHOLESTEROL - DIRECT	PHOTOMETRY	24	mg/dL	40-60
LDL CHOLESTEROL - DIRECT	PHOTOMETRY	89	mg/dL	< 100
TRIGLYCERIDES	PHOTOMETRY	284	mg/dL	< 150
TC/ HDL CHOLESTEROL RATIO	CALCULATED	6.1	Ratio	3 - 5
TRIG / HDL RATIO	CALCULATED	11.81	Ratio	< 3.12
LDL / HDL RATIO	CALCULATED	3.7	Ratio	1.5-3.5
HDL / LDL RATIO	CALCULATED	0.27	Ratio	> 0.40
NON-HDL CHOLESTEROL	CALCULATED	123.3	mg/dL	< 160
VLDL CHOLESTEROL	CALCULATED	56.7	mg/dL	5 - 40

Please correlate with clinical conditions.

Method :

CHOL - Cholesterol Oxidase, Esterase, Peroxidase
 HCHO - Direct Enzymatic Colorimetric
 LDL - Direct Measure
 TRIG - Enzymatic, End Point
 TC/H - Derived from serum Cholesterol and Hdl values
 TRI/H - Derived from TRIG and HDL Values
 LDL/ - Derived from serum HDL and LDL Values
 HD/LD - Derived from HDL and LDL values.
 NHDL - Derived from serum Cholesterol and HDL values
 VLDL - Derived from serum Triglyceride values

***REFERENCE RANGES AS PER NCEP ATP III GUIDELINES:**

TOTAL CHOLESTEROL	(mg/dl)	HDL	(mg/dl)	LDL	(mg/dl)	TRIGLYCERIDES	(mg/dl)
DESIRABLE	<200	LOW	<40	OPTIMAL	<100	NORMAL	<150
BORDERLINE HIGH	200-239	HIGH	>60	NEAR OPTIMAL	100-129	BORDERLINE HIGH	150-199
HIGH	>240			BORDERLINE HIGH	130-159	HIGH	200-499
				HIGH	160-189	VERY HIGH	>500
				VERY HIGH	>190		

Alert !!! 10-12 hours fasting is mandatory for lipid parameters. If not, values might fluctuate.

Sample Collected on (SCT) : 02 Mar 2025 07:17
Sample Received on (SRT) : 02 Mar 2025 10:10
Report Released on (RRT) : 02 Mar 2025 13:50
Sample Type : SERUM
Labcode : 0203040091/DS853
Barcode : DT333901

Dr.Samrita Samaddar MD (Path)

Dr Sumanta Basak, DPB

PROCESSED AT :**Thyrocare**103, Kanakia - B. Zillion building,
lbs marg, kurla (w),
Mumbai - 400 070**Thyrocare**

Tests you can trust

Thyrocare Technologies Limited, D-37/3, TTC MIDC, Turbhe, Navi Mumbai - 400 703 9870666333 wellness@thyrocare.com

First National Diagnostic Chain to have 100% of its Labs with NABL Accreditation[#]**NAME** : SHAILENDRA SONKER(35Y/M)
REF. BY : SELF
TEST ASKED : MEDIWHEEL HEALTH CHECKUP BELOW 40**HOME COLLECTION :**A/2409 Mhada colony cotton green Mumbai home,
4A/2409 Mhada colony cotton Mhada colony cotton
green Mumbai 400033, Mumbai

TEST NAME	TECHNOLOGY	VALUE	UNITS	Bio. Ref. Interval.
ALKALINE PHOSPHATASE	PHOTOMETRY	135.5	U/L	45-129
BILIRUBIN - TOTAL	PHOTOMETRY	0.5	mg/dL	0.3-1.2
BILIRUBIN -DIRECT	PHOTOMETRY	0.1	mg/dL	< 0.3
BILIRUBIN (INDIRECT)	CALCULATED	0.4	mg/dL	0-0.9
GAMMA GLUTAMYL TRANSFERASE (GGT)	PHOTOMETRY	19.8	U/L	< 55
ASPARTATE AMINOTRANSFERASE (SGOT)	PHOTOMETRY	25.7	U/L	< 35
ALANINE TRANSAMINASE (SGPT)	PHOTOMETRY	25.7	U/L	< 45
SGOT / SGPT RATIO	CALCULATED	1	Ratio	< 2
PROTEIN - TOTAL	PHOTOMETRY	7.33	gm/dL	5.7-8.2
ALBUMIN - SERUM	PHOTOMETRY	4.08	gm/dL	3.2-4.8
SERUM GLOBULIN	CALCULATED	3.25	gm/dL	2.5-3.4
SERUM ALB/GLOBULIN RATIO	CALCULATED	1.26	Ratio	0.9 - 2

Please correlate with clinical conditions.**Method :**

ALKP - Modified IFCC method
 BILT - Vanadate Oxidation
 BILD - Vanadate Oxidation
 BILI - Derived from serum Total and Direct Bilirubin values
 GGT - Modified IFCC method
 SGOT - IFCC* Without Pyridoxal Phosphate Activation
 SGPT - IFCC* Without Pyridoxal Phosphate Activation
 OT/PT - Derived from SGOT and SGPT values.
 PROT - Biuret Method
 SALB - Albumin Bcg¹method (Colorimetric Assay Endpoint)
 SEGB - DERIVED FROM SERUM ALBUMIN AND PROTEIN VALUES
 A/GR - Derived from serum Albumin and Protein values

Sample Collected on (SCT) : 02 Mar 2025 07:17
Sample Received on (SRT) : 02 Mar 2025 10:10
Report Released on (RRT) : 02 Mar 2025 13:50
Sample Type : SERUM
Labcode : 0203040091/DS853
Barcode : DT333901

Dr.Samrita Samaddar MD (Path)

Dr Sumanta Basak, DPB

PROCESSED AT :
Thyrocare
103, Kanakia - B. Zillion building,
lbs marg, kurla (w),
Mumbai - 400 070



Thyrocare
Tests you can trust

Thyrocare Technologies Limited, D-37/3, TTC MIDC, Turbhe, Navi Mumbai - 400 703 9870666333 wellness@thyrocare.com

First National Diagnostic Chain to have 100% of its Labs with NABL Accreditation[#]

NAME : SHAILENDRA SONKER(35Y/M)
REF. BY : SELF
TEST ASKED : MEDIWHEEL HEALTH CHECKUP BELOW 40

HOME COLLECTION :
A/2409 Mhada colony cotton green Mumbai home,
4A/2409 Mhada colony cotton Mhada colony cotton
green Mumbai 400033, Mumbai

TEST NAME	TECHNOLOGY	VALUE	UNITS	Bio. Ref. Interval.
CALCIUM	PHOTOMETRY	9.2	mg/dL	8.8-10.6
URIC ACID	PHOTOMETRY	8.22	mg/dL	4.2 - 7.3
BLOOD UREA NITROGEN (BUN)	PHOTOMETRY	9.35	mg/dL	7.94 - 20.07
UREA (CALCULATED)	CALCULATED	20.01	mg/dL	Adult : 17-43
CREATININE - SERUM	PHOTOMETRY	0.92	mg/dL	0.72-1.18
UREA / SR.CREATININE RATIO	CALCULATED	21.75	Ratio	< 52
BUN / SR.CREATININE RATIO	CALCULATED	10.16	Ratio	9:1-23:1
PHOSPHOROUS	PHOTOMETRY	3.03	mg/dL	2.4 - 5.1
SODIUM	I.S.E - INDIRECT	139.3	mmol/L	136 - 145
POTASSIUM	I.S.E - INDIRECT	4.28	mmol/L	3.5 - 5.1
CHLORIDE	I.S.E - INDIRECT	105	mmol/L	98 - 107

Please correlate with clinical conditions.

Method :

CALC - Arsenazo III Method, End Point.
URIC - Uricase / Peroxidase Method
BUN - Kinetic UV Assay.
UREAC - Derived from BUN Value.
SCRE - Creatinine Enzymatic Method
UR/CR - Derived from UREA and Sr.Creatinine values.
B/CR - Derived from serum Bun and Creatinine values
PHOS - UNREDUCED PHOSPHOMOLYBDATE METHOD
SOD - ION SELECTIVE ELECTRODE - INDIRECT
POT - ION SELECTIVE ELECTRODE - INDIRECT
CHL - ION SELECTIVE ELECTRODE - INDIRECT

Sample Collected on (SCT) : 02 Mar 2025 07:17
Sample Received on (SRT) : 02 Mar 2025 10:10
Report Released on (RRT) : 02 Mar 2025 13:50
Sample Type : SERUM
Labcode : 0203040091/DS853
Barcode : DT333901

Dr.Samrita Samaddar MD (Path)

Dr Sumanta Basak, DPB

PROCESSED AT :**Thyrocare**

103, Kanakia - B. Zillion building,
lbs marg, kurla (w),
Mumbai - 400 070



Tests you can trust

Thyrocare Technologies Limited, D-37/3, TTC MIDC, Turbhe, Navi Mumbai - 400 703 9870666333 wellness@thyrocare.com

First National Diagnostic Chain to have 100% of its Labs with NABL Accreditation[#]

NAME : SHAIENDRA SONKER(35Y/M)
REF. BY : SELF
TEST ASKED : MEDIWHEEL HEALTH CHECKUP BELOW 40

HOME COLLECTION :
A/2409 Mhada colony cotton green Mumbai home,
4A/2409 Mhada colony cotton Mhada colony cotton
green Mumbai 400033, Mumbai

TEST NAME	TECHNOLOGY	VALUE	UNITS	Bio. Ref. Interval.
TOTAL TRIIODOTHYRONINE (T3)	C.M.I.A	122	ng/dL	58-159
TOTAL THYROXINE (T4)	C.M.I.A	7.85	µg/dL	4.87-11.72
TSH - ULTRASENSITIVE	C.M.I.A	1.004	µIU/mL	0.35-4.94

The Biological Reference Ranges is specific to the age group. Kindly correlate clinically.

Method :

T3,T4,USTSH - Fully Automated Chemi Luminescent Microparticle Immunoassay

Disclaimer : Results should always be interpreted using the reference range provided by the laboratory that performed the test. Different laboratories do tests using different technologies, methods and using different reagents which may cause difference. In reference ranges and hence it is recommended to interpret result with assay specific reference ranges provided in the reports. To diagnose and monitor therapy doses, it is recommended to get tested every time at the same Laboratory.

Sample Collected on (SCT) : 02 Mar 2025 07:17
Sample Received on (SRT) : 02 Mar 2025 10:10
Report Released on (RRT) : 02 Mar 2025 13:50
Sample Type : SERUM
Labcode : 0203040091/DS853
Barcode : DT333901

Dr. Samrita Samaddar MD (Path) Dr. Sumanta Basak, DPB

PROCESSED AT :

Thyrocare

103, Kanakia - B. Zillion building,
lbs marg, kurla (w),
Mumbai - 400 070



Tests you can trust

Thyrocare Technologies Limited, D-37/3, TTC MIDC, Turbhe, Navi Mumbai - 400 703 9870666333 wellness@thyrocare.com

First National Diagnostic Chain to have 100% of its Labs with NABL Accreditation[#]

NAME : SHAILENDRA SONKER(35Y/M)
REF. BY : SELF
TEST ASKED : MEDIWHEEL HEALTH CHECKUP BELOW 40

HOME COLLECTION :
A/2409 Mhada colony cotton green Mumbai home,
4A/2409 Mhada colony cotton Mhada colony
cotton green Mumbai 400033, Mumbai

TEST NAME	TECHNOLOGY	VALUE	UNITS
EST. GLOMERULAR FILTRATION RATE (eGFR)	CALCULATED	111	mL/min/1.73 m2

Bio. Ref. Interval. :-

- > = 90 : Normal
- 60 - 89 : Mild Decrease
- 45 - 59 : Mild to Moderate Decrease
- 30 - 44 : Moderate to Severe Decrease
- 15 - 29 : Severe Decrease

Clinical Significance

The normal serum creatinine reference interval does not necessarily reflect a normal GFR for a patient. Because mild and moderate kidney injury is poorly inferred from serum creatinine alone. Thus, it is recommended for clinical laboratories to routinely estimate glomerular filtration rate (eGFR), a "gold standard" measurement for assessment of renal function, and report the value when serum creatinine is measured for patients 18 and older, when appropriate and feasible. It cannot be measured easily in clinical practice, instead, GFR is estimated from equations using serum creatinine, age, race and sex. This provides easy to interpret information for the doctor and patient on the degree of renal impairment since it approximately equates to the percentage of kidney function remaining. Application of CKD-EPI equation together with the other diagnostic tools in renal medicine will further improve the detection and management of patients with CKD.

Reference

Levey AS, Stevens LA, Schmid CH, Zhang YL, Castro AF, 3rd, Feldman HI, et al. A new equation to estimate glomerular filtration rate. Ann Intern Med. 2009;150(9):604-12.

Please correlate with clinical conditions.

Method:- 2021 CKD EPI Creatinine Equation

Sample Collected on (SCT) : 02 Mar 2025 07:17
Sample Received on (SRT) : 02 Mar 2025 10:10
Report Released on (RRT) : 02 Mar 2025 13:50
Sample Type : SERUM
Labcode : 0203040091/DS853
Barcode : DT333901

Dr.Samrita Samaddar MD (Path)Dr Sumanta Basak, DPB

PROCESSED AT :**Thyrocare**

103, Kanakia - B. Zillion building,
lbs marg, kurla (w),
Mumbai - 400 070



Tests you can trust

Thyrocare Technologies Limited, D-37/3, TTC MIDC, Turbhe, Navi Mumbai - 400 703 9870666333 wellness@thyrocare.com

First National Diagnostic Chain to have 100% of its Labs with NABL Accreditation[#]

NAME : SHAILENDRA SONKER(35Y/M)
REF. BY : SELF
TEST ASKED : MEDIWHEEL HEALTH CHECKUP BELOW 40

HOME COLLECTION :
A/2409 Mhada colony cotton green Mumbai
home, 4A/2409 Mhada colony cotton Mhada
colony cotton green Mumbai 400033, Mumbai

TEST NAME	TECHNOLOGY	VALUE	UNITS
HbA1c - (HPLC)	H.P.L.C	4.7	%

Bio. Ref. Interval. :**Bio. Ref. Interval.: As per ADA Guidelines**

Below 5.7% : Normal
5.7% - 6.4% : Prediabetic
>=6.5% : Diabetic

Guidance For Known Diabetics

Below 6.5% : Good Control
6.5% - 7% : Fair Control
7.0% - 8% : Unsatisfactory Control
>8% : Poor Control

Method : Fully Automated H.P.L.C method

AVERAGE BLOOD GLUCOSE (ABG)	CALCULATED	88	mg/dL
-----------------------------	------------	----	-------

Bio. Ref. Interval. :

90 - 120 mg/dl : Good Control
121 - 150 mg/dl : Fair Control
151 - 180 mg/dl : Unsatisfactory Control
> 180 mg/dl : Poor Control

Method : Derived from HBA1c values

Please correlate with clinical conditions.

Sample Collected on (SCT) :02 Mar 2025 07:17
Sample Received on (SRT) : 02 Mar 2025 10:15
Report Released on (RRT) : 02 Mar 2025 13:21
Sample Type : EDTA Whole Blood
Labcode : 0203040104/DS853
Barcode : DO341402

Dr.Samrita Samaddar MD (Path)

Dr Sumanta Basak, DPB

PROCESSED AT :

Thyrocare

103, Kanakia - B. Zillion building,
lbs marg, kurla (w),
Mumbai - 400 070



Thyrocare Technologies Limited, D-37/3, TTC MIDC, Turbhe, Navi Mumbai - 400 703 9870666333 wellness@thyrocare.com

First National Diagnostic Chain to have 100% of its Labs with NABL Accreditation[#]

NAME : SHAILENDRA SONKER(35Y/M)
REF. BY : SELF
TEST ASKED : MEDIWHEEL HEALTH CHECKUP BELOW 40

HOME COLLECTION :
A/2409 Mhada colony cotton green Mumbai home,
4A/2409 Mhada colony cotton Mhada colony
cotton green Mumbai 400033, Mumbai

TEST NAME	TECHNOLOGY	VALUE	UNITS
ERYTHROCYTE SEDIMENTATION RATE (ESR)	MODIFIED WESTERGREN	20	mm / hr
Bio. Ref. Interval. :-			

Male : 0-15 Female : 0-20

Clinical Significance:

- An erythrocyte sedimentation rate (ESR) is a blood test that can rise if you have inflammation in your body. Its also used as a marker to monitor prognosis of an existing inflammatory/infective condition.
- Inflammation is your immune systems response to injury, infection, and many types of conditions, including immune system disorders, certain cancers and blood disorders.
- A high ESR test result may be from a condition that causes inflammation, such as: Arteritis, Arthritis, Systemic vasculitis, Polymyalgia rheumatica, Inflammatory bowel disease, Kidney disease, Infections like Tuberculosis etc, Rheumatoid arthritis and other autoimmune diseases, Heart disease, Certain cancers and many other Conditions.
- A low ESR test result may be caused by conditions such as: A blood disorder, such as: Polycythemia, Sickle cell disease (SCD), Leukocytosis, Heart failure, Certain kidney and liver problems etc.
- Certain physiological conditions also affect ESR results, these include : Pregnancy, menstrual cycle, ageing, obesity, drinking alcohol regularly, and exercise, Certain medicines and supplements also can affect ESR results.
- Hence Its always suggested to interpret ESR results in conjunction with Clinical History and other findings.

References :

<https://medlineplus.gov/lab-tests/erythrocyte-sedimentation-rate-esr/>

Please correlate with clinical conditions.

Method:- MODIFIED WESTERGREN

Sample Collected on (SCT) : 02 Mar 2025 07:17
Sample Received on (SRT) : 02 Mar 2025 10:15
Report Released on (RRT) : 02 Mar 2025 13:21
Sample Type : EDTA Whole Blood
Labcode : 0203040104/DS853
Barcode : DO341402

Dr.Samrita Samaddar MD (Path)Dr Sumanta Basak, DPB



First National Diagnostic Chain to have 100% of its Labs with NABL Accreditation[#]

NAME : SHAIENDRA SONKER(35Y/M)
REF. BY : SELF
TEST ASKED : MEDIWHEEL HEALTH CHECKUP BELOW 40

HOME COLLECTION :
 A/2409 Mhada colony cotton green Mumbai home,
 4A/2409 Mhada colony cotton Mhada colony cotton
 green Mumbai 400033, Mumbai

TEST NAME	METHODOLOGY	VALUE	UNITS	Bio. Ref. Interval.
HEMOGLOBIN	SLS-Hemoglobin Method	13.7	g/dL	13.0-17.0
Hematocrit (PCV)	CPH Detection	40.2	%	40.0-50.0
Total RBC	HF & EI	4.51	X 10 ⁶ /μL	4.5-5.5
Mean Corpuscular Volume (MCV)	Calculated	89.1	fL	83.0-101.0
Mean Corpuscular Hemoglobin (MCH)	Calculated	30.4	pg	27.0-32.0
Mean Corp.Hemo. Conc (MCHC)	Calculated	34.1	g/dL	31.5-34.5
Red Cell Distribution Width - SD (RDW-SD)	Calculated	43.8	fL	39-46
Red Cell Distribution Width (RDW - CV)	Calculated	13.5	%	11.6-14
RED CELL DISTRIBUTION WIDTH INDEX (RDWI)	Calculated	266.7	-	*Refer Note below
MENTZER INDEX	Calculated	19.8	-	*Refer Note below
TOTAL LEUCOCYTE COUNT (WBC)	HF & FC	8.99	X 10 ³ / μL	4.0 - 10.0
DIFFERENTIAL LEUCOCYTE COUNT				
Neutrophils Percentage	Flow Cytometry	61.7	%	40-80
Lymphocytes Percentage	Flow Cytometry	30.8	%	20-40
Monocytes Percentage	Flow Cytometry	4.4	%	2-10
Eosinophils Percentage	Flow Cytometry	2.1	%	1-6
Basophils Percentage	Flow Cytometry	0.7	%	0-2
Immature Granulocyte Percentage (IG%)	Flow Cytometry	0.3	%	0-0.5
Nucleated Red Blood Cells %	Flow Cytometry	0.01	%	0.0-5.0
ABSOLUTE LEUCOCYTE COUNT				
Neutrophils - Absolute Count	Calculated	5.55	X 10 ³ / μL	2.0-7.0
Lymphocytes - Absolute Count	Calculated	2.77	X 10 ³ / μL	1.0-3.0
Monocytes - Absolute Count	Calculated	0.4	X 10 ³ / μL	0.2 - 1.0
Basophils - Absolute Count	Calculated	0.06	X 10 ³ / μL	0.02 - 0.1
Eosinophils - Absolute Count	Calculated	0.19	X 10 ³ / μL	0.02 - 0.5
Immature Granulocytes (IG)	Calculated	0.03	X 10 ³ / μL	0-0.3
Nucleated Red Blood Cells	Calculated	0.01	X 10 ³ / μL	0.0-0.5
PLATELET COUNT				
Mean Platelet Volume (MPV)	HF & EI	211	X 10 ³ / μL	150-410
Platelet Distribution Width (PDW)	Calculated	10.6	fL	6.5-12
Platelet to Large Cell Ratio (PLCR)	Calculated	12.3	fL	9.6-15.2
Platelet to Large Cell Ratio (PLCR)	Calculated	29.5	%	19.7-42.4
Plateletcrit (PCT)	Calculated	0.22	%	0.19-0.39

Remarks : Alert!!! Predominantly normocytic normochromic with ovalocytes. Platelets:Appear adequate in smear.

***Note - Mentzer index (MI), RDW-CV and RDWI are hematological indices to differentiate between Iron Deficiency Anemia (IDA) and Beta Thalassemia Trait (BTT). MI >13, RDWI >220 and RDW-CV >14 more likely to be IDA. MI <13, RDWI <220, and RDW-CV <14 more likely to be BTT. Suggested Clinical correlation. BTT to be confirmed with HB electrophoresis if clinically indicated.**

Method : Fully automated bidirectional analyser (6 Part Differential SYSMEX XN-1000)

(Reference : *FC- flowcytometry, *HF- hydrodynamic focussing, *EI- Electric Impedence, *Hb- hemoglobin, *CPH- Cumulative pulse height)

Sample Collected on (SCT) : 02 Mar 2025 07:17
Sample Received on (SRT) : 02 Mar 2025 10:15
Report Released on (RRT) : 02 Mar 2025 13:21
Sample Type : EDTA Whole Blood
Labcode : 0203040104/DS853
Barcode : DO341402

Dr.Samrita Samaddar MD (Path)

Dr Sumanta Basak, DPB

PROCESSED AT :

Thyrocare

103, Kanakia - B. Zillion building,
lbs marg, kurla (w),
Mumbai - 400 070



Tests you can trust

Thyrocare Technologies Limited, D-37/3, TTC MIDC, Turbhe, Navi Mumbai - 400 703 9870666333 wellness@thyrocare.com

First National Diagnostic Chain to have 100% of its Labs with NABL Accreditation[#]

NAME : SHAILENDRA SONKER(35Y/M)
REF. BY : SELF
TEST ASKED : MEDIWHEEL HEALTH CHECKUP BELOW 40

HOME COLLECTION :
A/2409 Mhada colony cotton green Mumbai home,
4A/2409 Mhada colony cotton Mhada colony
cotton green Mumbai 400033, Mumbai

TEST NAME	TECHNOLOGY	VALUE	UNITS
FASTING BLOOD SUGAR(GLUCOSE)	PHOTOMETRY	89.96	mg/dL

Bio. Ref. Interval. :-

As per ADA Guideline: Fasting Plasma Glucose (FPG)	
Normal	70 to 100 mg/dl
Prediabetes	100 mg/dl to 125 mg/dl
Diabetes	126 mg/dl or higher

Note :

The assay could be affected mildly and may result in anomalous values if serum samples have heterophilic antibodies, hemolyzed , icteric or lipemic. The concentration of Glucose in a given specimen may vary due to differences in assay methods, calibration and reagent specificity. For diagnostic purposes results should always be assessed in conjunction with patients medical history, clinical findings and other findings.

Please correlate with clinical conditions.

Method:- GOD-PAP METHOD

Sample Collected on (SCT) : 02 Mar 2025 07:17
Sample Received on (SRT) : 02 Mar 2025 10:11
Report Released on (RRT) : 02 Mar 2025 11:27
Sample Type : FLUORIDE PLASMA
Labcode : 0203064925/DS853
Barcode : DO858246

Dr.Samrita Samaddar MD (Path)Dr Sumanta Basak, DPB

PROCESSED AT :**Thyrocare**

103, Kanakia - B. Zillion building,
lbs marg, kurla (w),
Mumbai - 400 070



Tests you can trust

Thyrocare Technologies Limited, D-37/3, TTC MIDC, Turbhe, Navi Mumbai - 400 703 9870666333 wellness@thyrocare.com

First National Diagnostic Chain to have 100% of its Labs with NABL Accreditation[#]

NAME : SHAILENDRA SONKER(35Y/M)
REF. BY : SELF
TEST ASKED : MEDIWHEEL HEALTH CHECKUP BELOW 40

HOME COLLECTION :
A/2409 Mhada colony cotton green Mumbai
home, 4A/2409 Mhada colony cotton Mhada
colony cotton green Mumbai 400033, Mumbai

TEST NAME	METHODOLOGY	VALUE	UNITS	Bio. Ref. Interval.
Complete Urinogram				
Physical Examination				
VOLUME	Visual Determination	3	mL	-
COLOUR	Visual Determination	PALE YELLOW	-	Pale Yellow
APPEARANCE	Visual Determination	CLEAR	-	Clear
SPECIFIC GRAVITY	pKa change	< 1.003	-	1.003-1.030
PH	pH indicator	5.5	-	5-8
Chemical Examination				
URINARY PROTEIN	PEI	ABSENT	mg/dL	Absent
URINARY GLUCOSE	GOD-POD	ABSENT	mg/dL	Absent
URINE KETONE	Nitroprusside	ABSENT	mg/dL	Absent
URINARY BILIRUBIN	Diazo coupling	ABSENT	mg/dL	Absent
UROBILINOGEN	Diazo coupling	Normal	mg/dL	<=0.2
BILE SALT	Hays sulphur	ABSENT	-	Absent
BILE PIGMENT	Ehrlich reaction	ABSENT	-	Absent
URINE BLOOD	Peroxidase reaction	ABSENT	-	Absent
NITRITE	Diazo coupling	ABSENT	-	Absent
LEUCOCYTE ESTERASE	Esterase reaction	ABSENT	-	Absent
Microscopic Examination				
MUCUS	Microscopy	ABSENT	-	Absent
RED BLOOD CELLS	Microscopy	ABSENT	cells/HPF	0-5
URINARY LEUCOCYTES (PUS CELLS)	Microscopy	ABSENT	cells/HPF	0-5
EPITHELIAL CELLS	Microscopy	ABSENT	cells/HPF	0-5
CASTS	Microscopy	ABSENT	-	Absent
CRYSTALS	Microscopy	ABSENT	-	Absent
BACTERIA	Microscopy	ABSENT	-	Absent
YEAST	Microscopy	ABSENT	-	Absent
PARASITE	Microscopy	ABSENT	-	Absent

(Reference : *PEI - Protein error of indicator, *GOD-POD - Glucose oxidase-peroxidase)

~~ End of report ~~

Sample Collected on (SCT) : 02 Mar 2025 07:17

Sample Received on (SRT) : 02 Mar 2025 10:05

Report Released on (RRT) : 02 Mar 2025 12:51

Sample Type : URINE

Labcode : 0203064700/DS853

Barcode : DE500311



Dr. Samrita Samaddar MD (Path) Dr. Sumanta Basak, DPB

Page : 12 of 13

Scan QR code to verify authenticity of reported results; active for 30 days from release time.

CONDITIONS OF REPORTING

- v The reported results are for information and interpretation of the referring doctor only.
- v It is presumed that the tests performed on the specimen belong to the patient; named or identified.
- v Results of tests may vary from laboratory to laboratory and also in some parameters from time to time for the same patient.
- v Should the results indicate an unexpected abnormality, the same should be reconfirmed.
- v Only such medical professionals who understand reporting units, reference ranges and limitations of technologies should interpret results.
- v This report is not valid for medico-legal purpose.
- v Neither Thyrocare, nor its employees/representatives assume: (a) any liability, responsibility for any loss or damage that may be incurred by any person as a result of presuming the meaning or contents of the report, (b) any claims of any nature whatsoever arising from or relating to the performance of the requested tests as well as any claim for indirect, incidental or consequential damages. The total liability, in any case, of Thyrocare shall not exceed the total amount of invoice for the services provided and paid for.
- v Thyrocare Discovery video link :- <https://youtu.be/nbdYeRgYyQc>


EXPLANATIONS


- v Majority of the specimen processed in the laboratory are collected by Pathologists and Hospitals we call them as "Clients".
- v **Name** - The name is as declared by the client and recored by the personnel who collected the specimen.
- v **Ref.Dr** - The name of the doctor who has recommended testing as declared by the client.
- v **Labcode** - This is the accession number in our laboratory and it helps us in archiving and retrieving the data.
- v **Barcode** - This is the specimen identity number and it states that the results are for the specimen bearing the barcode (irrespective of the name).
- v **SCP** - Specimen Collection Point - This is the location where the blood or specimen was collected as declared by the client.
- v **SCT** - Specimen Collection Time - The time when specimen was collected as declared by the client.
- v **SRT** - Specimen Receiving Time - This time when the specimen reached our laboratory.
- v **RRT** - Report Releasing Time - The time when our pathologist has released the values for Reporting.
- v **Reference Range** - Means the range of values in which 95% of the normal population would fall.


SUGGESTIONS


- v Values out of reference range requires reconfirmation before starting any medical treatment.
- v Retesting is needed if you suspect any quality shortcomings.
- v Testing or retesting should be done in accredited laboratories.
- v For suggestions, complaints, clinical support or feedback, write to us at customersupport@thyrocare.com or call us on **022-3090 0000**


Preventive Healthcare is now at your fingertips!



Explore & Select Test / Profile



Book Through App



Booking Confirmation


Track your Technician


Blood Collection


Sample Testing


Download Report & Receipt

Download Thyroapp Now


Launching

Jaanh *For a closer look at your health with*

Doctor-Curated Specialised Packages All Under One Roof

 Heart	 Fever	 Cancer	 Women's - Reproductive Health
 Thyroid	 Diabetes	 STDs	 Skin Care
 Hair Fall			



Thyrocare
Tests you can trust

+T&C Apply, #As on 5th December 2024, *As per a survey on doctors' perception of laboratory diagnostics (IJARIIT,2023)