



**MEDICOVER**  
HOSPITALS

NAVI MUMBAI

**MEDICAL CERTIFICATE**

I, Dr. Sachin Nalavade do hereby certify that I have carefully examined .

Sri./Smt. Sunil Malav , son / daughter.

Of Vishnu is physically fit / unfit to join Organization .

Signature of Doctor: [Signature]

Registration No : 2005/01/0410

Place : Medicover Hospital, Kharghar

Date : 25/02/25

**Seal :**

**Dr. Sachin Nalavade**  
MD Medicine, FADM, F-Echo, MBBS  
Consultant Physician, Diabetologist & Intensivist  
Regd. No. 2005/01/0410



Name : Mr. SUNIL VISHNU MALAV  
Bill No. : MCB54250206897

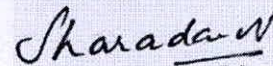
Age /Sex : 36Y Y(s)/MALE  
UMR No. : 542502002063

### LABORATORY REPORT : BLOOD BANK

Parameters	Result	Reference Range	Units
<b>BLOOD GROUPING AND RH</b>			
( Bill Date : 25-Feb-2025 10:00 AM      Result ID : RMI250222395)			
BLOOD GROUP <i>Tube agglutination</i>	O		
RH TYPE	POSITIVE		

#### INTERPRETATION

1. If Rh is Du positive it is best considered as Rh negative as recipient and Rh positive as donor. Proper Cross matching is recommended before transfusion.
2. In case of forward and reverse grouping discrepancy, clinical correlation and repeat sample analysis is recommended.
3. For Infants below 6 months only forward grouping is performed.
4. A sub-grouping is recommended after the age of 6 months.

  
N SARADA  
CONSULTANT

Name : Mr. SUNIL VISHNU MALAV  
Bill No. : MCB54250206897

Age /Sex : 36Y Y(s)/MALE  
UMR No. : 542502002063

### LABORATORY REPORT : CLINICAL PATHOLOGY

Parameters	Result	Reference Range	Units
<b>CUE(COMPLETE URINE EXAMINATION)</b>			
( Bill Date : 25-Feb-2025 10:00 AM Result ID : RMI250222392)			
<b><u>PHYSICAL EXAMINATION</u></b>			
VOLUME	30 ML		ml
COLOUR	PALE YELLOW	PALE YELLOW	
APPEARANCE	S.HAZY	CLEAR	
<b><u>CHEMICAL EXAMINATION</u></b>			
DEPOSIT	ABSENT	ANSENT	
SPECIFIC GRAVITY	1.020	1.000 - 1.030	
<i>Bromthymol blue</i>			
PH	5.5	5.0 - 8.0	
<i>Bromthymol blue</i>			
PROTEIN	NIL	NIL (<15 mg/dL)	
<i>Tetra-bromophenol blue/Heat coagulation test</i>			
GLUCOSE	NIL	NIL (<25 mg/dL)	
<i>Glucose oxidase Peroxidase/Benedict?s test</i>			
UROBILINOGEN	NIL	NIL	
<i>Diazonium salt</i>			
KETONE	NIL	NIL (<5 mg/dL)	
<i>Sodium nitroprusside/Rothera?s test.</i>			
BILIRUBIN	NIL	NEGATIVE	
<i>Dipstick/Fouchets test</i>			
BILE SALT	NIL	NEGATIVE	
<i>Hays sulphur powder</i>			
BILE PIGMENT	NIL	NEGATIVE	
<i>Fouchet test</i>			
NITRITE	NIL	NEGATIVE	
<i>Sulfanilic acid</i>			

Name : Mr. SUNIL VISHNU MALAV  
Bill No. : MCB54250206897

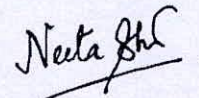
Age /Sex : 36Y Y(s)/MALE  
UMR No. : 542502002063

LEUCOCYTE ESTERASE NIL NEGATIVE  
**MICROSCOPIC EXAMINATION**

PUS CELLS	0-1	0 - 5 /hpf	
EPITHELIAL CELLS	0-1	0 - 5	hpf
RBC	NIL	0 - 5 /hpf	
CAST	NIL	NIL	
<i>Microscopy examination</i>			
CRYSTALS	NIL	NIL	
BACTERIA	NIL		
<i>Microscopic examination</i>			
YEAST	NIL		
<i>Microscopic examination</i>			
AMORPHOUS DEPOSITS	NIL		
<i>Microscopic examination</i>			
MUCUS THREAD	NIL		
<i>Microscopic examination</i>			

**NOTE**

Microscopic examination of urine is carried out on centrifuged urinary sediment.



Dr Neeta Shrivastava  
MBBS, MD, DNB ( Microbiology)

Name : Mr. SUNIL VISHNU MALAV  
Bill No. : MCB54250206897

Age /Sex : 36Y Y(s)/MALE  
UMR No. : 542502002063

### LABORATORY REPORT : HAEMATOLOGY

Parameters	Result	Reference Range	Units
<b>ESR</b> ( Bill Date : 25-Feb-2025 10:00 AM    Result ID : RMI250222393)			
ESR <i>MODIFIED WESTERGREN'S METHOD</i>	4	0 - 10	mm/1st hour

### CBP(COMPLETE BLOOD PICTURE)

( Bill Date : 25-Feb-2025 10:00 AM    Result ID : RMI250222394)

R B C COUNT <i>Electrical Impedance</i>	4.29 *	4.5 - 5.5 $10^{12}/L$	$10^{12}/L$
HEMOGLOBIN <i>Photometric</i>	15.1	13.0 - 17.0	gms/dL
PCV/HCT <i>Calculated</i>	44.2	40 - 50	%
MCV <i>Calculated</i>	102.9 *	83 - 101	fl
MCH <i>Calculated</i>	35.1 *	27 - 32	pg
MCHC <i>Calculated</i>	34.1	31.5 - 34.5	g/dL
RDW(cv)	13.7	11.6 - 14.0 %	%
TLC (TOTAL LEUCOCYTE COUNT)	6.33	4.0 - 10.0	$10^3/\mu l$

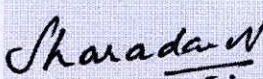
*Impedance*

### DIFFERENTIAL COUNT

NEUTROPHILS <i>DHSS/Microscopy</i>	55	40 - 80 %
LYMPHOCYTES <i>DHSS/Microscopy</i>	37	20 - 40 %
MONOCYTES <i>DHSS/Microscopy</i>	05	02 - 10 %
EOSINOPHILS <i>DHSS/Microscopy</i>	03	00 - 06 %

<b>Name</b>	: Mr. SUNIL VISHNU MALAV	<b>Age /Sex</b>	: 36Y Y(s)/MALE
<b>Bill No.</b>	: MCB54250206897	<b>UMR No.</b>	: 542502002063

<b>BASOPHILS</b> <i>DHSS/Microscopy</i>	00	00 - 01 %	
<b>PLATELET COUNT</b> <i>Electrical Impedance</i>	218	150 - 400 $10^3/\mu\text{L}$	$10^3/\mu\text{L}$

  
N SARADA  
CONSULTANT



# MEDICOVER HOSPITALS

## MEDICAL HEALTH CHECK-UP ASSESMENT FORM

NAME : Mr / M<sup>rs</sup> Sunil Malar

DATE: 25/2/2025

AGE : 36yr

SEX:  Male /  Female

UMR NO : 572502002063

DOCTOR'S NAME:  
Health package

TEMP :	<u>97.2</u> ° f	BP :	<u>136/91</u> mmHg
PULSE :	<u>65</u> b/m	HEIGHT :	<u>168</u> cm
RR :	<u>20</u> b/m <u>136/91</u>	WEIGHT :	<u>74.3</u> kg
SPO2 :	<u>99</u> %	HGT:	<u>—</u>

REMARK:



**MEDICOVER**

**HOSPITALS**

**NAVI MUMBAI**

Name : Mr. SUNIL VISHNU MALAV  
Bill No. : MCB54250206897

Age /Sex : 36Y (SYM) MLE  
UMR No. : 542502002063

**LABORATORY REPORT : BIOCHEMISTRY**

Parameters	Result	Reference Range	Units
<b>SGPT</b>			
( Bill Date : 25-Feb-2025 10:00 AM Result ID : RMI250222387)			
SGPT (ALT) <i>UV without P5P</i>	17	<= 41	U/L
<b>RBS ( RANDOM BLOOD GLUCOSE )</b>			
( Date : 25-Feb-2025 10:00 AM Result ID : RMI250222388)			
RANDOM PLASMA/SERUM GLUCOSE(RBS) <i>Hexokinase</i>	91	Less than/equal 199	mg/dL
<b>SERUM CHOLESTROL</b>			
( Bill Date : 25-Feb-2025 10:00 AM Result ID : RMI250222389)			
TOTAL CHOLESTEROL <i>Enzymatic colorimetric</i>	154	Desirable :: < 200 mg/dL	mg/dL
<b>SERUM CREATININE</b>			
( Bill Date : 25-Feb-2025 10:00 AM Result ID : RMI250222390)			
CREATININE <i>Jaffe</i>	0.81	0.8 - 1.3	mg/dL
<b>BLOOD UREA</b>			
( Bill Date : 25-Feb-2025 10:00 AM Result ID : RMI250222391)			
BLOOD UREA <i>Urease kinetic</i>	15 *	16.6 - 48.5	mg/dL

*Sharada N*  
N SARADA  
CONSULTANT





<b>Patient ID:</b>	542502002063	<b>Patient Name:</b>	SUNIL MALAV
<b>Age:</b>	36 Years	<b>Sex:</b>	M
<b>Accession Number:</b>	HC	<b>Modality:</b>	DX
<b>Referring Physician:</b>		<b>Study:</b>	CHEST
<b>Study Date:</b>	25-Feb-2025		

**RADIOGRAPH CHEST PA VIEW**

Both lungs are clear.

The frontal cardiac dimensions are normal.

The pleural spaces are clear.

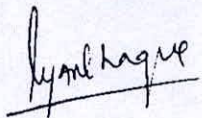
Both hilar shadows are normal in position and density.

No diaphragmatic abnormality is seen.

The soft tissues and bony thorax are normal.

**Impression:**

- **No significant abnormality is seen.**



**DR. RIYAJUL HAQUE**  
**MD RADIODIAGNOSIS.**



OUT PATIENT DEPARTMENT

**NAVI MUMBAI**

<b>Patient Name</b> : Mr. SUNIL VISHNU MALAV	<b>UMR No</b> : 542502002063
<b>Age/Gender</b> : 36Years, 11Months/MALE	<b>Bill No</b> : HC542502001105_8 <b>Bill Dt</b> : 25-Feb-2025
<b>Mobile</b> : 9967959397	<b>Visit Dt.</b> : 25-Feb-2025 <b>Visit Type</b> : Single
<b>Organisation</b> : AROCFEMI HEALTHCARE PVT LTD (MEDIWHEEL)	

**Vitals :**

BP Sit	BP Stand	BMI						
0/	0/	--						

**Consultant :**

**DR.Anushree Sameer Vankar**

CONSULTANT

**Ophthalmology History :**

HEALTH CHECKUP

**Assessment And Plan :**

VN (RE) : 6/6 N6 (LE): 6/6 N6  
COLOUR VISION : (BE) NORMAL  
REF : (RE) PLANO --6/6 (LE) : PLANO--:6/6  
ANT SEG (BE) - WNL DISC (BE) - 0.4

**Rx :**

**DR.Anushree Sameer Vankar**

CONSULTANT





# MEDICOVER HOSPITALS

## MEDICAL HEALTH CHECK-UP ASSESMENT FORM

NAME : Mr / Mrs Sunil Malav

DATE: 25/2/2025

AGE : 36yr

SEX:  Male /  Female

UMR NO : 542502002063

DOCTOR'S NAME:  
Health package

TEMP :	<u>97.2</u> °f	BP :	<u>136/91</u> mmHg
PULSE :	<u>65</u> b/m	HEIGHT :	<u>168</u> cm
RR :	<u>20</u> b/m <u>136/91</u>	WEIGHT :	<u>74.3</u> kg
SPO2 :	<u>99</u> %	HGT:	<u>—</u>

REMARK:



**MEDICOVER**  
HOSPITALS

NAVI MUMBAI

**MEDICAL CERTIFICATE**

I, Dr. Sachin Malavade.....do hereby certify that I have carefully examined .

Sri./Smt. Sunil Malav....., son / daughter.

Of Vishnu..... is physically fit / unfit to join Organization .

Signature of Doctor: [Signature].....

Registration No : 2005/01/0410.....

Place : Medicover Hospital, Kharghar.....

Date : 25/02/25.....

**Seal :**

**Dr. Sachin Malavade**  
MD Medicine, FADM, F-Echo, MBBS  
Consultant Physician, Diabetologist & Intensivist  
Regd. No. 2005/01/0410



<b>Name</b>	: Mr. SUNIL VISHNU MALAV	<b>Age /Sex</b>	: 36Y Y(s)/MALE
<b>Bill No.</b>	: MCB54250206897	<b>UMR No.</b>	: 542502002063

**LABORATORY REPORT : BLOOD BANK**

Parameters	Result	Reference Range	Units
<b>BLOOD GROUPING AND RH</b>			
( Bill Date : 25-Feb-2025 10:00 AM      Result ID : RMI250222395)			
BLOOD GROUP <i>Tube agglutination</i>	O		
RH TYPE	POSITIVE		

**INTERPRETATION**

1. If Rh is Du positive it is best considered as Rh negative as recipient and Rh positive as donor. Proper Cross matching is recommended before transfusion.
2. In case of forward and reverse grouping discrepancy, clinical correlation and repeat sample analysis is recommended.
3. For Infants below 6 months only forward grouping is performed.
4. A sub-grouping is recommended after the age of 6 months.

  
 N SARADA  
 CONSULTANT

Name : Mr. SUNIL VISHNU MALAV  
Bill No. : MCB54250206897

Age /Sex : 36Y Y(s)/MALE  
UMR No. : 542502002063

### LABORATORY REPORT : CLINICAL PATHOLOGY

Parameters	Result	Reference Range	Units
<b>CUE(COMPLETE URINE EXAMINATION)</b>			
( Bill Date : 25-Feb-2025 10:00 AM Result ID : RMI250222392)			
<b><u>PHYSICAL EXAMINATION</u></b>			
VOLUME	30 ML		ml
COLOUR	PALE YELLOW	PALE YELLOW	
APPEARANCE	S.HAZY	CLEAR	
<b><u>CHEMICAL EXAMINATION</u></b>			
DEPOSIT	ABSENT	ANSENT	
SPECIFIC GRAVITY <i>Bromthymol blue</i>	1.020	1.000 - 1.030	
PH <i>Bromthymol blue</i>	5.5	5.0 - 8.0	
PROTEIN <i>Tetra-bromophenol blue/Heat coagulation test</i>	NIL	NIL (<15 mg/dL)	
GLUCOSE <i>Glucose oxidase Peroxidase/Benedict?s test</i>	NIL	NIL (<25 mg/dL)	
UROBILINOGEN <i>Diazonium salt</i>	NIL	NIL	
KETONE <i>Sodium nitroprusside/Rothera?s test.</i>	NIL	NIL (<5 mg/dL)	
BILIRUBIN <i>Dipstick/Fouchets test</i>	NIL	NEGATIVE	
BILE SALT <i>Hays sulphur powder</i>	NIL	NEGATIVE	
BILE PIGMENT <i>Fouchet test</i>	NIL	NEGATIVE	
NITRITE <i>Sulfanilic acid</i>	NIL	NEGATIVE	



Name : Mr. SUNIL VISHNU MALAV  
Bill No. : MCB54250206897

Age /Sex : 36Y Y(s)/MALE  
UMR No. : 542502002063

### LABORATORY REPORT : HAEMATOLOGY

Parameters	Result	Reference Range	Units
<b>ESR</b> ( Bill Date : 25-Feb-2025 10:00 AM      Result ID : RMI250222393)			
ESR <i>MODIFIED WESTERGREN'S METHOD</i>	4	0 - 10	mm/1st hour

### CBP(COMPLETE BLOOD PICTURE)

( Bill Date : 25-Feb-2025 10:00 AM      Result ID : RMI250222394)

R B C COUNT <i>Electrical Impedance</i>	4.29 *	4.5 - 5.5 $10^{12}/L$	$10^{12}/L$
HEMOGLOBIN <i>Photometric</i>	15.1	13.0 - 17.0	gms/dL
PCV/HCT <i>Calculated</i>	44.2	40 - 50	%
MCV <i>Calculated</i>	102.9 *	83 - 101	fl
MCH <i>Calculated</i>	35.1 *	27 - 32	pg
MCHC <i>Calculated</i>	34.1	31.5 - 34.5	g/dL
RDW(cv)	13.7	11.6 - 14.0 %	%
TLC (TOTAL LEUCOCYTE COUNT)	6.33	4.0 - 10.0	$10^3/\mu l$

*Impedance*

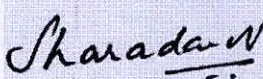
### DIFFERENTIAL COUNT

NEUTROPHILS <i>DHSS/Microscopy</i>	55	40 - 80 %
LYMPHOCYTES <i>DHSS/Microscopy</i>	37	20 - 40 %
MONOCYTES <i>DHSS/Microscopy</i>	05	02 - 10 %
EOSINOPHILS <i>DHSS/Microscopy</i>	03	00 - 06 %



<b>Name</b>	: Mr. SUNIL VISHNU MALAV	<b>Age /Sex</b>	: 36Y Y(s)/MALE
<b>Bill No.</b>	: MCB54250206897	<b>UMR No.</b>	: 542502002063

<b>BASOPHILS</b> <i>DHSS/Microscopy</i>	00	00 - 01 %	
<b>PLATELET COUNT</b> <i>Electrical Impedance</i>	218	150 - 400 $10^3/\mu\text{L}$	$10^3/\mu\text{L}$

  
N SARADA  
CONSULTANT



**MEDICOVER**

**HOSPITALS**

**NAVI MUMBAI**

Name : Mr. SUNIL VISHNU MALAV  
Bill No. : MCB54250206897

Age /Sex : 36Y (S) M (M)  
UMR No. : 542502002063

**LABORATORY REPORT : BIOCHEMISTRY**

Parameters	Result	Reference Range	Units
<b>SGPT</b>			
( Bill Date : 25-Feb-2025 10:00 AM Result ID : RMI250222387)			
SGPT (ALT) <i>UV without P5P</i>	17	<= 41	U/L
<b>RBS ( RANDOM BLOOD GLUCOSE )</b>			
( Date : 25-Feb-2025 10:00 AM Result ID : RMI250222388)			
RANDOM PLASMA/SERUM GLUCOSE(RBS) <i>Hexokinase</i>	91	Less than/equal 199	mg/dL
<b>SERUM CHOLESTROL</b>			
( Bill Date : 25-Feb-2025 10:00 AM Result ID : RMI250222389)			
TOTAL CHOLESTEROL <i>Enzymatic colorimetric</i>	154	Desirable :: < 200 mg/dL	mg/dL
<b>SERUM CREATININE</b>			
( Bill Date : 25-Feb-2025 10:00 AM Result ID : RMI250222390)			
CREATININE <i>Jaffe</i>	0.81	0.8 - 1.3	mg/dL
<b>BLOOD UREA</b>			
( Bill Date : 25-Feb-2025 10:00 AM Result ID : RMI250222391)			
BLOOD UREA <i>Urease kinetic</i>	15 *	16.6 - 48.5	mg/dL

*Sharada N*  
N SARADA  
CONSULTANT



HC 2063  
36 Years

sunil malav  
Male

2/25/2025 11:00:10 AM

Rate 64 . Sinus rhythm.....normal P axis, V-rate 50- 99  
. Baseline wander in lead(s) V4

PR 148  
QRSD 95  
QT 381  
QTc 393

WNL

--AXIS--

P 11  
QRS 68  
T 23

- NORMAL ECG -

12 Lead; Standard Placement

Unconfirmed Diagnosis

