



PEOPLE TREE HOSPITALS
A UNIT OF TMI HEALTHCARE PRIVATE LIMITED
CIN: U85100KA2011PTC059175
2, Tumkur Road, Goraguntepalya, Yeshwanthpur, Bengaluru 22
appointments@peopletreehospitals.com; Ph: +91 99000 91881 | +91 80 49599900

VERIFIED BY
Bindhu B R



Ms. AISWARYA S DIVAKAR N P | Msc
Biochemist

---End of Report---

DISCLAIMER : The result obtained relate only to the sample given/received & tested. A single test result is not always indicative of a disease, it has to be correlated with clinical data for interpretation.

POST PRANDIAL URINE SUGAR
(Sample Received On: 29 Oct, 2024 12:54:32 PM)

Parameters	Observed Values	Units	Reference Range	Sample
	Nil			Urine

BIOCHEMISTRY

Name	: Mr. MAHALINGAPPA N G	MR No	: PTH202400266892
Age/Sex	: 72 Y/M	Prescribing Dr	:
Mobile No	: +919886081409	Reported on	: 29-10-2024 13:55
Requesting Ward	:	Referred By	: DEEPAK (PRO)

LABORATORY INVESTIGATION REPORT





PEOPLE TREE Hospitals @ Rajbhavendra
 Dasarhatti, Tumkur Road, Bengaluru
 P: +91 9900511146

PEOPLE TREE Hospital @ Meenakshi
 Hanumanthnagar, Bengaluru
 P: +80 267 55 800/ 901 / 402

PEOPLE TREE MAAGRA
 Yelahanka Satellite Town, Bengaluru
 P: +80 4665 99 99

PEOPLE TREE HOSPITALS
 A UNIT OF TMI HEALTHCARE PRIVATE LIMITED
 CIN: U85100KA2011PTC059175
 2, Tumkur Road, Goraguntepalaya, Yeshwanthpur, Bengaluru 22
 appointments@peopletreehospitals.com; Ph: +91 99000 91881 | +91 60 49599900

VERIFIED BY
 Bindhu B R



Ms. AISWARYA S DIVAKAR N P | Msc
 Biochemist

---End of Report---

DISCLAIMER : The result obtained relate only to the sample given/received & tested. A single test result is not always indicative of a disease, it has to be correlated with clinical data for interpretation

Parameters	Observed Values	Units	Reference Range	Sample
PSA - TOTAL, (Sample Received On: 29 Oct, 2024 12:16:00 PM) Lab ID No: LAB584869	0.477	ng/ml	4	Serum
PSA - TOTAL, (Sample Received On: 29 Oct, 2024 12:16:00 PM) Lab ID No: LAB584869	1.460	ng/ml	0.970 - 1.69	Serum
T3[Chemiluminescence]	8.740	ug/dL	5.53 - 11.0	
T4[Chemiluminescence]	3.198	mIU/mL	0.4001 - 4.049	
TSH[Chemiluminescence]			1st Trimester : > 0.1298 - 3.120 2nd Trimester : > 0.2749 - 2.652 3rd Trimester : > 0.3127 - 2.947	
FASTING URINE SUGAR (Sample Received On: 29 Oct, 2024 12:16:00 PM) Lab ID No: LAB584869	NIL			Urine
THYROID PROFILE (T3 T4 TSH), (Sample Received On: 29 Oct, 2024 12:16:00 PM) Lab ID No: LAB584869				

BIOCHEMISTRY

Name	: MR. MAHALINGAPPA N G
Age/Sex	: 72 Y/M
Mobile No	: +9198886081409
Requesting Ward	:
Referred By	: DEEPAK (PRO)
MR No	: PTH202400266892
Prescribing Dr	:
Reported on	: 29-10-2024 13:47

LABORATORY INVESTIGATION REPORT





PEOPLE TREE Hospitals @ Raghavendra
Basarahalli, Tumkur Road, Bengaluru
P: +91 9900511146

PEOPLE TREE Hospital @ Meeenkshi
Hanumanthnagar, Bengaluru
P: +80 267 55 800/ 901 / 402

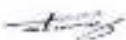
PEOPLE TREE MAAGRA
Yelahanka Satellite Town, Bengaluru
P: +80 4665 99 99

Touch • Move • Inspire

PEOPLE TREE HOSPITALS
A UNIT OF TMI HEALTHCARE PRIVATE LIMITED
CIN: U85100KA2011PTC059175
2, Tumkur Road, Gorguntepalya, Yeshwanthpur, Bengaluru 22
appointments@peopletreehospitals.com; Ph: +91 99000 91881 | +91 80 49599900

VERIFIED BY
Anithkumar D

DR SOWMYA T M | DNB,PDF(Oncopathology)
Consultant Pathologist
KMC NO 85654



---End of Report---

DISCLAIMER : The result obtained relate only to the sample given/received & tested. A single test result is not always indicative of a disease, it has to be correlated with clinical data for interpretation.

12:16:00 PM

(Sample Received On: 29 Oct, 2024)

Parameters	Observed Values	Units	Reference Range	Sample
ESR	10	mm/hr	0 - 10	Plasma(EDTA)


HAEMATOLOGY

Name	MR No	Prescribing Dr	MR No	PTH202400266892
Age/Sex	72 Y/M			
Mobile No	+919886081409			
Requesting Ward		Reported on	29-10-2024 13:34	
Referred By	DEEPAK (PRO)			

LABORATORY INVESTIGATION REPORT

Doc No: 2024 - 044 18/ 2024





55

PEOPLE TREE Hospitals @ Raghavendra
Dasarahalli, Tumkur Road, Bengaluru
P: +91 9900511146

PEOPLE TREE Hospital @ Meenakshi
Hanumanthnagar, Bengaluru
P: +80 267 55 800/ 901 / 402

PEOPLE TREE MAAGRA
Yelahanka Satellite Town, Bengaluru
P: +80 4665 99 99

PEOPLE TREE HOSPITALS
A UNIT OF TMI HEALTHCARE PRIVATE LIMITED
CIN: U85100KA2011PTC059175
2, Tumkur Road, Goraguntepalya, Yeshwanthpur, Bengaluru 22
appointments@peopletreehospitals.com; Ph: +91 99000 91881 | +91 80 49599900

VERIFIED BY
Bindhu B R



MS. AISWARYA S DIVAKAR N P | Msc
Biochemist

---End of Report---

DISCLAIMER : The result obtained relate only to the sample given/received & tested. A single test result is not always indicative of a disease. It has to be correlated with clinical data for interpretation.

Parameters	Observed Values	Units	Reference Range	Sample
GLUCOSE - FASTING SUGAR (FBS), (Sample Received On: 29 Oct, 2024 12:16:00 PM) Lab ID No: LAB584869	88	mg/dL	70 - 106	Serum
FASTING BLOOD SUGAR (GOD-POD)				
GLUCOSE POST PRANDIAL SUGAR (PPBS), (Sample Received On: 29 Oct, 2024 12:54:32 PM) Lab ID No: LAB584869	90	mg/dL	70 - 140	Serum
POST PRANDIAL BLOOD SUGAR (GOD-POD)				

BIOCHEMISTRY


Name	: Mr. MAHALINGAPPA N G
Age/Sex	: 72 Y/M
Mobile No	: +9198866081409
Requesting Ward	:
Referred By	: DEEPAK (PRO)
MR No	: PTH202400266892
Prescribing Dr	:
Reported on	: 29-10-2024 13:55

LABORATORY INVESTIGATION REPORT



CMC 23 2017 - 10476 2023





PEOPLE TREE Hospitals @ Raghavendra
 Dasarahalli, Tumkur Road, Bengaluru
 P: +91 9900511146

PEOPLE TREE Hospital @ Meenakshi
 Hanumanthnagar, Bengaluru
 P: +80 267 55 800/ 901 / 402

PEOPLE TREE MAAGRA
 Yelahanka Satellite Town, Bengaluru
 P: +80 4665 99 99

PEOPLE TREE HOSPITALS
 A UNIT OF TMI HEALTHCARE PRIVATE LIMITED
 CIN: U85100KA2011PTC059175
 2, Tumkur Road, Goraguntepalya, Yeshwanthpur, Bengaluru 22
 appointments@peopletreehospitals.com; Ph: +91 99000 91881 | +91 80 49599900

VERIFIED BY
 Bindu B R



Ms. AISWARYA S DIVAKAR N P | Msc
 Biochemist

---End of Report---

DISCLAIMER : The result obtained relate only to the sample given/received & tested. A single test result is not always indicative of a disease, it has to be correlated with clinical data for interpretation.

Note : Any condition altering red cell life will alter the GHB values. Low Hb% values may not correlate with GHB. GHB value should not be taken as a sole criteria for diagnosis. GHB gives average Blood Glucose level for the period of 10 - 12 wks & it need not correlate with blood sugar levels. For Geriatric group, HbA1c reference range depends upon comorbid conditions.

Parameters	Observed Values	Units	Reference Range	Sample
GLYCATED HEMOGLOBIN (HBA1C), (Sample Received On: 29 Oct, 2024 12:16:00 PM)	6.0	%	"Non-Diabetic HbA1c < 5.6 Fasting plasma glucose < 100 Pre - Diabetes HbA1c 5.7 - 6.4 Fasting plasma glucose 100 - 125 Diabetes HbA1c > 6.5 Fasting plasma glucose > 126"	
ESTIMATED AVERAGE GLUCOSE	125	mg/dL		

BIOCHEMISTRY

Name	: Mr. MAHALINGAPPA N G	MR No	: PTH202400266892
Age/Sex	: 72 Y/M	Prescribing Dr	:
Mobile No	: +919886081409	Reported on	: 29-10-2024 13:17
Requesting Ward	:	Referred By	: DEEPAK (PRO)

LABORATORY INVESTIGATION REPORT





PEOPLE TREE Hospitals @ Raghavendra
Dasarahalli, Tunkur Road, Bengaluru
P: +91 990051146

PEOPLE TREE Hospital @ Meenakshi
Hanumanthnagar, Bengaluru
P: +80 267 55 800/ 901 / 402

PEOPLE TREE MAAGRA
Yelahanka Satellite Town, Bengaluru
P: +80 4665 99 99

PEOPLE TREE HOSPITALS
A UNIT OF TMI HEALTHCARE PRIVATE LIMITED
CIN: U85100KA2011PTC059175
2, Tunkur Road, Goraguntepalya, Yeshwanthpur, Bengaluru 22
appointments@peopletreehospitals.com; Ph: +91 99000 91881 | +91 80 49599900

VERIFIED BY
Anithkumar D

DR SOMWYA T M | DNB,PDF(Oncopathology)
Consultant Pathologist
KMC NO 85654



---End of Report---

DISCLAIMER : The result obtained relate only to the sample given/received & tested. A single test result is not always indicative of a disease, it has to be correlated with clinical data for interpretation.

BLOOD GROUPING & RH TYPING,
(Sample Received On: 29 Oct, 2024 12:16:00 PM)
BLOOD GROUP
RH Type
Note
Blood group done by
forward grouping
only. Suggested
confirmation by
forward and reverse
typing method for the
purpose of blood
transfusion etc

Plasma(EDTA) "AB"
POSITIVE

Parameters	Observed Values	Units	Reference Range	Sample
------------	-----------------	-------	-----------------	--------

HAEMATOLOGY

Name	: Mr. MAHALINGAPPA N G	MR No	: PTH202400266892
Age/Sex	: 72 Y/M	Prescribing Dr	:
Mobile No	: +9198886081409	Reported on	: 29-10-2024 12:48
Requesting Ward	:	Referred By	: DEEPAK (PRO)


LABORATORY INVESTIGATION REPORT

DATE: 29-10-2024 - 04:16:00 PM



PEOPLE TREE
HOSPITALS





PEOPLE TREE Hospitals @ Raghavendra
Dasarahalli, Tumkur Road, Bengaluru
P: +91 9900511146

PEOPLE TREE Hospital @ Meenakshi
Hanumanthnagar, Bengaluru
P: +80 267 55 888 / 981 / 492
Touch • Move • Inspire

PEOPLE TREE MAAGRA
Yelahanka Satellite Town, Bengaluru
P: +80 4665 99 99

PEOPLE TREE HOSPITALS
A UNIT OF TMI HEALTHCARE PRIVATE LIMITED
CIN: U85100KA2011PTC059175
2, Tumkur Road, Goraguntepalya, Yeshwanthpur, Bengaluru 22
appointments@peopletreehospitals.com; Pn: +91 99000 91881 | +91 80 49599900

VERIFIED BY
Bindhu B R



Ms. AISWARYA S DIVAKAR N P | Msc
Biochemist

---End of Report---

DISCLAIMER : The result obtained relate only to the sample given/received & tested. A single test result is not always indicative of a disease, it has to be correlated with clinical data for interpretation.


A:G RATIO	1.6	U/L	0.8 - 2.5
SGOT (AST)[Multi-point Rate with P-5-P]	35.00	U/L	17 - 59
SGPT (ALT)[Multi-point Rate with P-5-P]	32.00	U/L	< 50
GGT[-gamma]-p-nitroanilide]	11.00	IU/L	15 - 73
ALP[Enzymatic]	67.00	U/L	38 - 126

Name	: Mr. MAHALINGAPPA N G
Age/Sex	: 72 Y/M
Mobile No	: +919886081409
Requesting Ward	:
Referred By	: DEEPAK (PRO)
MR No	: PTH202400266892
Prescribing Dr	:
Reported on	: 29-10-2024 13:19

LABORATORY INVESTIGATION REPORT

0401-2017-044-14-2020







LABORATORY INVESTIGATION REPORT

Name	: Mr. MAHALINGAPPA N G
Age/Sex	: 72 Y/M
Mobile No	: +919886081409
Requesting Ward	:
Referred By	: DEEPAK (PRO)
MIR No	: PTH202400266892
Prescribing Dr	:
Reported on	: 29-10-2024 13:19

BIOCHEMISTRY

Parameters	Observed Values	Units	Reference Range	Sample
------------	-----------------	-------	-----------------	--------

LIPID PROFILE (CHOL, TG, LDL, HDL, CHOLESTEROL - TOTAL, CHOD-POD)
 Lab ID No: LAB584869
 (Sample Received On: 29 Oct, 2024 12:16:00 PM)

CHOLESTEROL - LDL [Calculated]	174.00	mg/dL	Desirable: <200
CHOLESTEROL - HDL [Polymer detergent]	68	mg/dL	High: >=240
CHOLESTEROL - VLDL [Calculated]	100.4	mg/dL	High: >=60
LDL : HDL RATIO	1.67		High: >=1.50

URIC ACID - SERUM [Uricase POD]
 Lab ID No: LAB584869
 (Sample Received On: 29 Oct, 2024 12:16:00 PM)

URIC ACID - SERUM [Uricase POD]	5.10	mg/dL	3.5 - 8.5
---------------------------------	------	-------	-----------

BUN (BLOOD UREA NITROGEN) [Uricase]
 Lab ID No: LAB584869
 (Sample Received On: 29 Oct, 2024 12:16:00 PM)

BUN (BLOOD UREA NITROGEN) [Uricase]	13.08	mg/dL	7 - 20
-------------------------------------	-------	-------	--------

CREATININE - SERUM
 Lab ID No: LAB584869
 (Sample Received On: 29 Oct, 2024 12:16:00 PM)

CREATININE - SERUM	0.90	mg/dL	0.6 - 1.3
--------------------	------	-------	-----------

LIVER FUNCTION TEST (TBIL, DBIL, PROTEIN, ALB, OT, PT, ALP, GGT)
 Lab ID No: LAB584869
 (Sample Received On: 29 Oct, 2024 12:16:00 PM)

BILIRUBIN - TOTAL [Reflectance]	1.3	mg/dL	0.2 - 1.3
BILIRUBIN - DIRECT [Reflectance]	0.1	mg/dL	0 - 0.3
BILIRUBIN - INDIRECT [Reflectance]	1.2	mg/dL	0 - 0.6
SPECTROPHOTOMETRY			
TOTAL PROTEIN [Buret]	7.10	g/dL	6.4 - 8.3
ALBUMIN [Bromocresol Green]	4.30	g/dL	3.5 - 5
GLOBULIN			2 - 3

A UNIT OF TMI HEALTHCARE PRIVATE LIMITED
 PEOPLE TREE HOSPITALS
 CIN: U85100KA2011PTC059175
 2, Tunkur Road, Goraguntepalya, Yeshwanthpur, Bengaluru 22
 appointments@peopletreehospitals.com; Ph: +91 99000 91881 | +91 80 49599900

PEOPLE TREE Hospitals @ Meenakshi
 Hanumanthnagar, Bengaluru
 P : +80 267 55 800/ 901 / 402
 Touch • Move • Inspire
 PEOPLE TREE HOSPITALS @ MAAGRA
 Yelahanka Satellite Town, Bengaluru
 P : +80 4665 99 99

PEOPLE TREE Hospitals @ Raghavendra
 Dasarahalli, Tunkur Road, Bengaluru
 P : +91 9900511146



PEOPLE TREE Hospitals @ Raghavendra
Dasarahalli, Tumkur Road, Bengaluru
P: +91 9900511146

PEOPLE TREE Hospital @ Meenakshi
Hanumanthnagar, Bengaluru
P: +80 267 55 800/ 901 / 402
Touch • Move • Inspire

PEOPLE TREE MAAGRA
Yelahanka Satellite Town, Bengaluru
P: +80 4665 99 99

PEOPLE TREE HOSPITALS
A UNIT OF TMI HEALTHCARE PRIVATE LIMITED
CIN: U85100KA2011PTC059175
2, Tumkur Road, Goraguntepalya, Yeshwanthpur, Bengaluru 22
appointments@peopletreehospitals.com; Ph: +91 99000 91881 | +91 80 49599900

VERIFIED BY
Bindhu B R

DR SOWMYA T M | DNB, P.DF (Oncopathology)
Consultant Pathologist
KMC NO 85654

Name	: Mr. MAHALINGAPPA N G	MR No	: PTH202400266892
Age/Sex	: 72 Y/M	Prescribing Dr	:
Mobile No	: +919886081409	Reported on	: 29-10-2024 12:48
Requesting Ward	:	Referred By	: DEEPAK (PRO)

LABORATORY INVESTIGATION REPORT

Doc No: 2024 - 044 - 1888







LABORATORY INVESTIGATION REPORT

Name	: Mr. MAHALINGAPPA N G
Age/Sex	: 72 Y/M
Mobile No	: +919886081409
Requesting Ward	:
Referred By	: DEEPAK (PRO)
MR No	: PTH202400266892
Prescribing Dr	:
Reported on	: 29-10-2024 12:48

CLINICAL PATHOLOGY

Parameters	Observed Values	Units	Reference Range	Sample
------------	-----------------	-------	-----------------	--------


PHYSICAL EXAMINATION
 Volume 25 ml
 Colour PALE YELLOW
 Appearance CLEAR
 CHEMICAL EXAMINATION(Automated)[Reagent Strip
 Method] pH 6.0
 Specific Gravity 1.015
 Albumin NIL
 Sugar NIL

Keone Bodies	NIL			
Nitrite	Negative			
Bilirubin	Negative			
Urobilinogen	Normal			
MICROSCOPY[Manual Method]				
RBCs	1-2	/hpf	0 - 3/HPF	
Pus Cells	2-3	/hpf	0 - 5/HPF	
Epithelial Cells	0-1	/hpf	0 - 2/HPF	
Casts	NIL		NIL	
Crystals	NIL		NIL	
Others	NIL			

PRESENT(1+) - 200mg/dl				
PRESENT(2+) - 500mg/dl				
PRESENT(3+) - 1000mg/dl				
PRESENT(4+) 2000mg/dl				
NA				
Pale Yellow				
Clear				
5.0 - 8.0				
1.001 - 1.035				
TRACE, - 0.15g/L				
PRESENT(1+) - 0.3g/L				
PRESENT(2+) - 1.0g/L				
PRESENT(3+) - 3.0g/L				
PRESENT(4+) - 20g/L				
TRACE - 100mg/dl				

DISCLAIMER : The result obtained relate only to the sample given/received & tested. A single test result is not always indicative of a disease. It has to be correlated with clinical data for interpretation.

---End of Report---
PEOPLE TREE HOSPITALS
 A UNIT OF TMI HEALTHCARE PRIVATE LIMITED
 CIN: U85100KA2011PTC059175
 2, Tumkur Road, Goraguntepalya, Yeshwanthpur, Bengaluru 22
 appointments@peopletreehospitals.com; Ph: +91 99000 91881 | +91 80 49599900



PEOPLE TREE Hospitals @ Raghavendra
Basarhatti, Tumkur Road, Bengaluru
P: +91 9900511146

PEOPLE TREE Hospital @ Meenakshi
Hanumanthnagar, Bengaluru
P: +80 267 55 800/ 901 / 402

PEOPLE TREE MAAGRA
Yelahanka Satellite Town, Bengaluru
P: +80 4665 99 99

PEOPLE TREE HOSPITALS
A UNIT OF TMI HEALTHCARE PRIVATE LIMITED
CIN: U85100KA2011PTC059175
2, Tumkur Road, Goraguntepalya, Yeshwanthpur, Bengaluru 22
appointments@peopletreehospitals.com; Pn: +91 99000 91881 | +91 80 49599900

VERIFIED BY
Arithkumar D

DR SOWMYA T M | DNB,PDF(Oncopathology)
Consultant Pathologist
KMC NO 85654



---End of Report---

DISCLAIMER : The result obtained relate only to the sample given/received & tested. A single test result is not always indicative of a disease, it has to be correlated with clinical data for interpretation.

Parameters	Observed Values	Units	Reference Range	Sample
COMPLETE BLOOD COUNTS (AUTOMATED) (CBC), (Sample Received On: 29 Oct, 2024 12:16:00 PM)				
HAEMOGLOBIN (AUTOMATED)	15.1	g/dL	13.5- 18	Plasma(EDTA)
TC (TOTAL COUNT) (AUTOMATED)	6330	Cell/mm ³	4000 - 11000	
NEUTROPHILS	48.8	%	40-75	
LYMPHOCYTES	36.0	%	20-45	
EOSINOPHILS	3.9	%	1- 6	
MONOCYTES	10.7	%	1- 10	
BASOPHILS	0.6	%	0- 1	
RBC COUNT	4.99	Million cell/mm ³	4.2 - 6.5	
PLATELET COUNT	258000	Cells/mm ³	150000 - 450000	
PCV	43.1	%	39 - 54	
MCV	86.4	fL	75-95	
MCH	30.3	pg	30 - 35	
MCHC	35.0	g/dL	30 - 35	

HAEMATOLOGY

Name	: Mr. MAHALINGAPPA N G
Age/Sex	: 72 Y/M
Mobile No	: +919886081409
Requesting Ward	:
Referred By	: DEEPAK (PRO)
MR No	: PTH202400266892
Prescribing Dr	:
Reported on	: 29-10-2024 12:42

LABORATORY INVESTIGATION REPORT

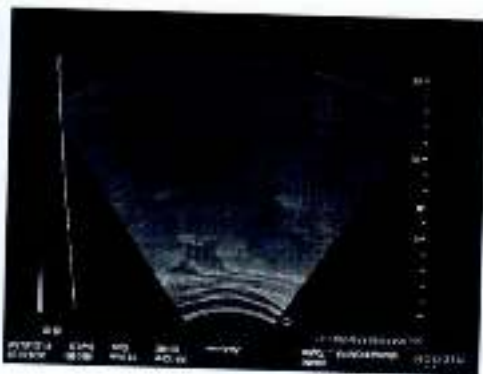
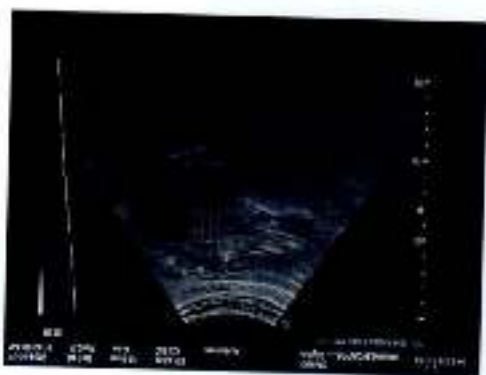


Lab No: 2024 - 048 19 2024



ID
Name
Birth Date
Gender

266892
MAHALINGAPPA N G
Exam Date
Accession #
19521029
Description
Male
Sonographer



1998-1999

1999-2000

2000-2001



Patient

ID
Name
Birth Date
Gender

266892
MAHALINGAPPA N G
19521029
Male

Accession #
Exam Date
Description
Sonographer

Exam

20241029

Radiology Report

Patient Name : Mr. MAHALINGAPPA N G Age/Sex : 72 Y/M Order Date : 29-10-2024 08:10
Ref by : MR No. : PTH202400266892

USG ABDOMEN AND PELVIS

Suboptimal study due to bowel gas artefacts and patient body habitus

LIVER: Normal in size (11.5cms), contour and echopattern. No focal lesion to the extent visualized. Intrahepatic biliary radicals are normal. Portal vein appears normal.

GALL BLADDER: Partially distended, appears normal. No obvious pericholecystic fluid seen. Common bile duct is not dilated.

PANCREAS: Obscured.

SPLEEN: Normal in size (7.8cms) and echopattern. No focal lesion to the extent visualized.

KIDNEYS: Both the kidneys are normal in position, size, shape and contour. Cortical echogenicity is normal, corticomedullary differentiation is well maintained.

RT.KIDNEY- 10cm in length and 1.6cm in parenchymal thickness. No calculi / hydronephrosis seen.

LT.KIDNEY- 9.3cm in length and 1.3cm in parenchymal thickness. No calculi / hydronephrosis seen.

URINARY BLADDER: Normal in outline and wall thickness. No calculi or mucosal irregularity seen.

PROSTATE: Normal in size (vol:20cc) and shows few specks of calcification

No free fluid / dilated / thickened bowel loops are noted.

IMPRESSION:

NO SONOLOGICAL ABNORMALITY DETECTED.

DR MURALIDHARA C P
MDRD
CONSULTANT RADIOLOGIST

29/10/24





GREAT ARTERIES:

AORTA : Mildly Dilated Aorta & Aortic Root
PULMONARY ARTERY : Grossly Normal

DOPPLER DATA:

MITRAL VALVE : E - 0.53m/sec, A - 0.87m/sec, E/A - 0.61m/sec
AORTIC VALVE : AV Vmax - 1.29m/sec, (AR PHT-- 410ms)
PULMONIC VALVE : PV Vmax - 0.89m/sec
TRICUSPID VALVE : TR Vmax - 2.92m/sec + RAP(5mmHg), RVSP=39mmHg

WALL MOTION ABNORMALITIES -- None

PERICARDIUM : Nil
IVC : Normal and Collapsing

FINAL IMPRESSION:

- Mildly Dilated Aorta & Aortic Root
- No RWMA at Rest, LVEF- 60%
- Normal LV Systolic Function
- Grade I LV Diastolic Dysfunction
- Mitral Annular Calcification, Mild MR
- Sclerotic AV, Mild AR, Trace PR
- Mild TR, Mild Pulmonary Arterial Hypertension
- Normal RV Systolic Function, TAPSE : 19mm
- IVC 09mm, Normal and Collapsing>50%
- No Clot/Vegetation/Effusion/ COA

Seema
Echocardiographer

DR. K. MANJUNATH
Non-Invasive Cardiologist

(Please correlate with clinical findings)

PEOPLE TREE HOSPITALS
A UNIT OF TMI HEALTHCARE PRIVATE LIMITED
CIN: U85100KA2011PTC059175

2, Tumkur Road, Gorguntapalya, Yeshwanthpur, Bengaluru 22
 appointments@peopletreehospitals.com; Ph: +91 99000 91881 | +91 80 49599900

PEOPLE TREE Hospitals @ Raghavendra
 Dasarahalli, Tumkur Road, Bengaluru
 P: +91 9900511146

PEOPLE TREE Hospital @ Meenakshi
 Hanumanthnagar, Bengaluru
 P : +80 267 55 800/ 901 / 402

PEOPLE TREE MAAGRA
 Yelahanka Satellite Town, Bengaluru
 P : +80 4665 99 99

Touch • Move • Inspire





COLOR DOPPLER ECHOCARDIOGRAPHY REPORT

NAME: MR. MAHALINGAPPA N G

AGE/GENDER: 72Y/MALE

PTID : PTH202400266892

DATE: 29/10/2024

REFERRED BY: PACKAGE

INDICATION: Cardiac Evaluation

MEASUREMENTS:

AO	3.4cm	LVID (d)	4.9cm	IVS (d)	11mm
LA	3.3cm	LVID (s)	3.2cm	PW (d)	10mm
EF	60%				

VALVES:

MITRAL VALVE : Mitral Annular Calcification, Mild MR
AORTIC VALVE : Trileaflet, Sclerotic, No AS, Mild AR
TRICUSPID VALVE : Normal, Mild TR
PULMONARY VALVE : Normal, Trace PR

CHAMBERS:

LEFT ATRIUM : Normal
RIGHT ATRIUM : Normal
LEFT VENTRICLE : Normal in size, Normal LV Systolic Function
RIGHT VENTRICLE : Normal

SEPTAE:

IVS : Grossly Intact
IAS : Grossly Intact

PEOPLE TREE HOSPITALS
A UNIT OF TMI HEALTHCARE PRIVATE LIMITED
CIN: U85100KA2011PTC059175

2, Tunkur Road, Goraguntepeya, Yeswanthpur, Bengaluru 22
 appointments@peopletreehospitals.com; Ph: +91 99000 91881 | +91 80 49599900


PEOPLE TREE Hospitals @ Rajahmundry
 Dasarohalli, Tunkur Road, Bengaluru
 P: +91 9900511146

PEOPLE TREE Hospital @ Meenakshi
 Hanumanthnagar, Bengaluru
 P: +80 267 55 800/ 901 / 402

PEOPLE TREE MAAGRA
 Yeswantha Satellite Town, Bengaluru
 P: +80 4665 99 99

Touch • Move • Inspire





DR MURALIDHARA C P
MDRD
CONSULTANT RADIOLOGIST

Mur
25/10/24

• Eventration of right hemi-diaphragm.

IMPRESSION:

- Eventration of right hemi-diaphragm noted.
- Lung fields are clear.
- No mediastinal shift.
- Both the hila appear normal.
- CP angles are normal.
- Cardiac diameter is within normal limits.
- Visible bony thoracic cage is normal.

Mild rotation to left

FINDINGS:

X RAY CHEST PA VIEW

Ref by

Patient Name : Mr. MAHALINGAPPA N G
 Age/Sex : 72 Y/M Order Date : 29-10-2024 08:10
 MR No. : PTH202400266892

Radiology Report





29/10/2024 10:32:56

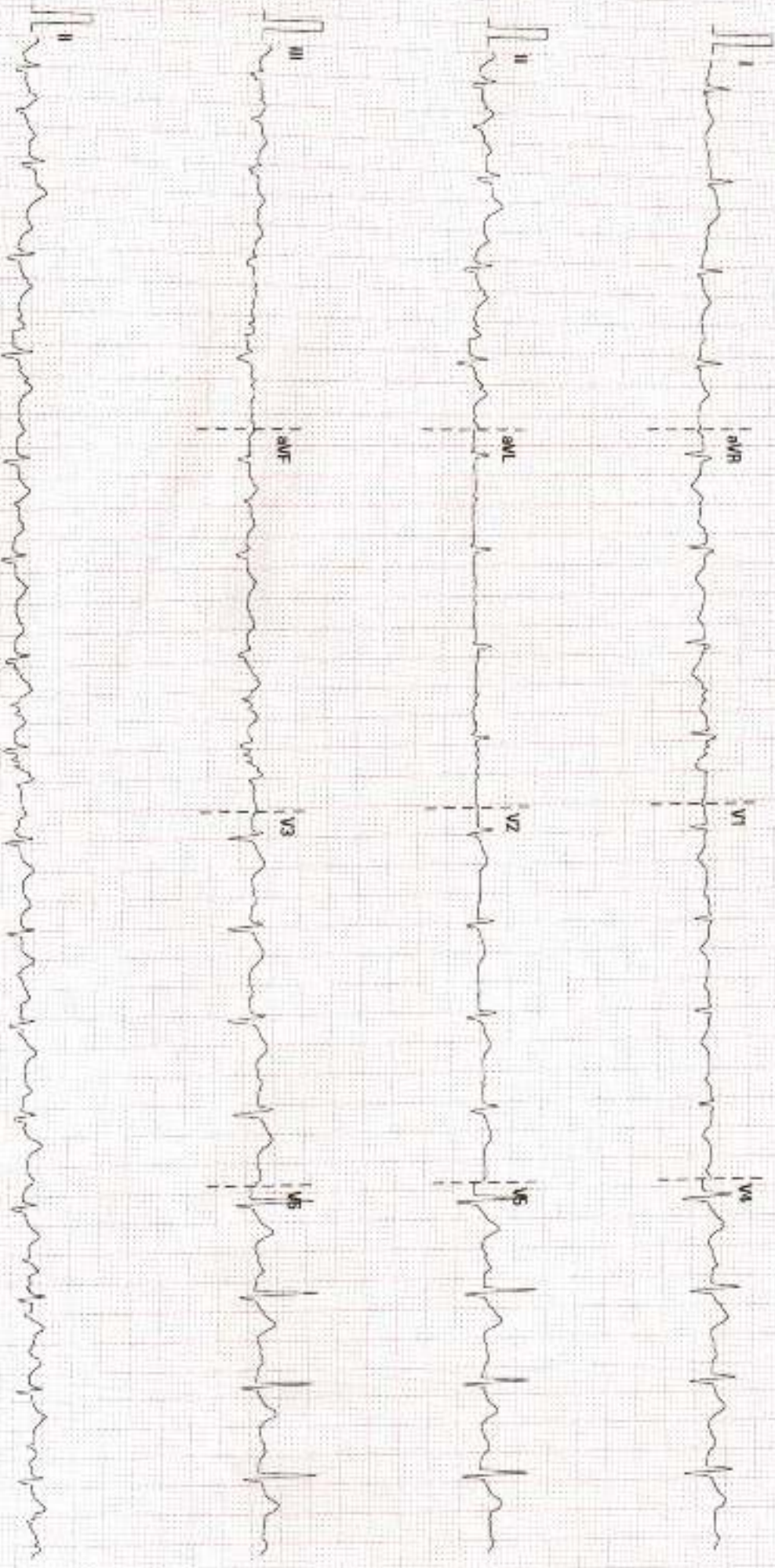
ID:
 Name: Mr. MAHALINGAPPAN N G
 Age: 72 Y/N
 Gender:
 PTID: PTH202400266892

Birth Date: 18-01-1952
 Reg Date: 29-10-24 08:30

Heart Rate 97 bpm
 PR Interval 186 ms
 QRS Duration 80 ms
 QT/QTc Interval 334/399 ms
 P/QRS/T Axes 71/0/55 deg
 QTc/Heptages

Sinus rhythm
 Interpretation made without knowing patient's gender/age
 Normal ECG

Unconfirmed Diagnosis.



25 mm/s

10 mm/mV

50 Hz

BDN 36 Hz