

MEESHA DIAGNOSTICS & POLYCLINIC

La view building, 1st floor, Mahalaxmi, Mumbai - 400 011
7710084305/ 022-23053534



MEESHA
DIAGNOSTICS AND POLYCLINIC

NAME : Snehal Musale. AGE/SEX : 38 YEARS / F

REFERRED BY : mediwheel DATE : 7/3/25

Details to be filled by Patient
PERSONAL HISTORY:

Sleep	<u>Disturbed/Sound</u>	Acidity	<u>Nil</u>
Appetite	<u>Good/Reduced/Increased</u>	Exercise	<u>Yoga / walk / gym</u>
Micturition	<u>Burning/Normal</u>	Diet	<u>Veg / Non Veg / mixed / vegan</u>
Bowel Movement	<u>Regular/Irregular/Constipation</u>	Marital Status	<u>Unmarried / married</u>
Water Intake	<u>2-3 litres</u>		

PAST HISTORY:

Any Allergies	} <u>Nil</u>	Coronary Heart Disease	} <u>Nil</u>
Hypertension		Any Operations Surgery	
Diabetes		Treatment/Medication History	
Tuberculosis		Hospitalization	
Thyroid		Thalassemia	
Asthma		Stress / depression	
		Others	

SOCIAL HISTORY: -

Drinking	} <u>Nil</u>
Smoking	

FAMILY HISTORY:

RELATIONSHIP	ALIVE/NOT ALIVE	IF ALIVE GIVE PRESENT STATE OF HEALTH/ IF NOT ALIVE SPECIFY CAUSE OF DEATH
Father	<u>Alive</u>	<u>IHD, DM</u>
Mother	<u>Alive</u>	<u>Healthy</u>
Sister	<u>Younger</u>	<u>Healthy</u>
Brother		
Wife/Husband	<u>Husband</u>	<u>Healthy</u>
Children	<u>1 son</u>	<u>Healthy</u>

ONLY FOR FEMALE PATIENTS

Frequency & Regularity of Periods Regular Any Children _____
Contraception _____ Full Term / Premature _____
Pregnancy / Miscarriage / Termination _____

Details to be filed by Medical Practitioner

VITAL SIGNS:-

Temperature 98°F
Respiratory Rate 12/min
Pulse rate / rhythm 84 bpm
Blood Pressure 100/70

Basic Measurements
Height 149 cm
Weight 55 kg
BMI 24.8

PHYSICAL EXAMINATION:

ABDOMINAL EXAMINATION: No Hepatosplenomegaly, No Tenderness.

Inspection	}	N	Spleen	}	N
Palpation			Other		
Liver			Tenderness		

NERVOUS SYSTEM: All reflexes and cranial nerves are normal. No sensory / motor deficit detected.

Reflexes	}	N	Sensory Nerve	}	N
Cranial Nerve			Motor System		
Sensory Nerve			Others		

CARDIO VASCULAR SYSTEM: Heart Sounds Normal. No other abnormality detected.

HEART SOUNDS:-		}	S1 S2 (A)	Murmur	Nil
Heart Sound 1	Heart Sound 2			Other Findings	

RESPIRATORY SYSTEM: Air entry normal and equal on both sides. No added sounds or other abnormality detected.

Inspection of Thorax	}	N	Breathing	}	N
Auscultation			Added Sounds		
Air Entry			Other Findings		

SUGGESTIONS:

Fit

RECOMMENDATION:-

Fit

Dr. Name: Varun Deodhar

DR. VARUN DEODHAR
MBBS.
MASTERS EMERGENCY MEDICINE/PHYSICIAN
(UJ 15A)
Reg. No. 2013010115



LAB REPORT

Printed Date: 2025-03-11 01:16 PM

Patient Id : 56374	Patient Name : Mrs. SNEHAL VAIBHAV MUSALE	TreatmentId : 41684
Age/Gender : 38Y/Female	Mobile No : 9920499096	Ref. By :
Registered On : 07-03-2025 09:05 AM	Collected On : 07-03-2025 12:08 PM	Reported On : 07-03-2025 09:53 PM
Nationality : Indian	Patient Type : Sponsor	Sponsor Name : MediWheel(Arcofemi Healthcare Pvt. Ltd.)

Profile Name:- PAP SMEAR

Test Name	Test Result
<u>Clinical Details</u>	: Routine Health Check up
<u>Smears Received</u>	: 2 unstained fixed slides
<u>Adequacy</u>	: Cellular and Representative
<u>Cell Type</u>	: Predominantly many in superficial & Intermediate cells are seen. Few parabasal cells & basal cells are also present. Many neutrophils are seen in Background .
<u>Endocervical cells</u>	: Not seen
<u>Lactobacilli</u>	: Seen
<u>Pathogenic Organisms</u>	: Not seen
<u>Atypical Cells</u>	: Not seen
<u>Impression</u>	: Negative for Intraepithelial Lesion or Malignancy-Inflammatory pathology.(NILM)
<u>comment</u>	: Nil

--End Of Report--

**AMAR JAYWANT
BANSODE (LAB
TECHNICIAN)**

**Dr. Aakriti Aggarwal
MBBS, MD (Pathology)
Consultant Pathologist**



LAB REPORT

Printed Date: 2025-03-11 01:16 PM

Patient Id : 56374	Patient Name : Mrs. SNEHAL VAIBHAV MUSALE	TreatmentId : 41684
Age/Gender : 38Y/Female	Mobile No : 9920499096	Ref. By :
Registered On : 07-03-2025 09:05 AM	Collected On : 07-03-2025 12:08 PM	Reported On : 07-03-2025 09:32 PM
Nationality : Indian	Patient Type : Sponsor	Sponsor Name : MediWheel(Arcofemi Healthcare Pvt. Ltd.)

LFT - LIVER FUNCTION TEST

Test Name	Test Result	Normal Values	Unit
Serum Bilirubin Total	0.49	0.1 - 1.2	mg/dl
Serum Bilirubin Direct	0.24	0 - 0.5	mg/dl
Serum Bilirubin Indirect	0.25	0 - 0.9	mg/dl
Serum SGOT (AST)	10	0 - 40	IU/L
Serum SGPT (ALT)	11	0 - 40	IU/L
Serum Alkaline Phosphatase	48	40 - 111	IU/L
Serum GGT	18	11 - 50	U/L
Serum Total Proteins	6.88	6.4 - 8.3	g/dl
Serum Albumin	4.37	3.5 - 5.2	g/dl
Serum Globulin	2.51	1.6 - 3.5	g/dl
A/G Ratio	1.74	0 - 100	.

Comments: Please correlate with clinical conditions.

Equipment: ERBA-EM 200 FULLY AUTOMATED CLINICAL CHEMISTRY ANALYSER.

--End Of Report--

**AMAR JAYWANT
BANSODE (LAB
TECHNICIAN)**

**Dr. Aakriti Aggarwal
MBBS, MD (Pathology)
Consultant Pathologist**



LAB REPORT

Printed Date: 2025-03-11 01:16 PM

Patient Id : 56374	Patient Name : Mrs. SNEHAL VAIBHAV MUSALE	TreatmentId : 41684
Age/Gender : 38Y/Female	Mobile No : 9920499096	Ref. By :
Registered On : 07-03-2025 09:05 AM	Collected On : 07-03-2025 12:08 PM	Reported On : 07-03-2025 09:32 PM
Nationality : Indian	Patient Type : Sponsor	Sponsor Name : MediWheel(Arcofemi Healthcare Pvt. Ltd.)

CREATININE

<u>Test Name</u>	<u>Test Result</u>	<u>Normal Values</u>	<u>Unit</u>
Serum Creatinine	0.57 L	0.6 - 1.3	mg/dl

Equipment: ERBA-EM 200 FULLY AUTOMATED CLINICAL CHEMISTRY ANALYSER.

--End Of Report--

**AMAR JAYWANT
BANSODE (LAB
TECHNICIAN)**

**Dr.Aakriti Aggarwal
MBBS,MD (Pathology)
Consultant Pathologist**



LAB REPORT

Printed Date: 2025-03-11 01:16 PM

Patient Id : 56374	Patient Name : Mrs. SNEHAL VAIBHAV MUSALE	TreatmentId : 41684
Age/Gender : 38Y/Female	Mobile No : 9920499096	Ref. By :
Registered On : 07-03-2025 09:05 AM	Collected On : 07-03-2025 12:08 PM	Reported On : 07-03-2025 09:32 PM
Nationality : Indian	Patient Type : Sponsor	Sponsor Name : MediWheel(Arcofemi Healthcare Pvt. Ltd.)

BUN /CREATININE RATIO

<u>Test Name</u>	<u>Test Result</u>	<u>Normal Values</u>	<u>Unit</u>
Serum BUN	07	0 - 20	mg/dl
Serum Creatinine	0.57 L	0.6 - 1.3	mg/dl
BUN / Creat Ratio	12.28 L	30 - 40	/cumm

Equipment: ERBA-EM 200 FULLY AUTOMATED CLINICAL CHEMISTRY ANALYSER.

--End Of Report--

AMAR JAYWANT
BANSODE (LAB
TECHNICIAN)

Dr.Aakriti Aggarwal
MBBS,MD (Pathology)
Consultant Pathologist



LAB REPORT

Printed Date: 2025-03-11 01:16 PM

Patient Id : 56374	Patient Name : Mrs. SNEHAL VAIBHAV MUSALE	TreatmentId : 41684
Age/Gender : 38Y/Female	Mobile No : 9920499096	Ref. By :
Registered On : 07-03-2025 09:05 AM	Collected On : 07-03-2025 12:08 PM	Reported On : 07-03-2025 09:32 PM
Nationality : Indian	Patient Type : Sponsor	Sponsor Name : MediWheel(Arcofemi Healthcare Pvt. Ltd.)

BUN

<u>Test Name</u>	<u>Test Result</u>	<u>Normal Values</u>	<u>Unit</u>
Serum BUN	07	0 - 20	mg/dl

Equipment: ERBA-EM 200 FULLY AUTOMATED CLINICAL CHEMISTRY ANALYSER.

--End Of Report--

AMAR JAYWANT
BANSODE (LAB
TECHNICIAN)

Dr.Aakriti Aggarwal
MBBS,MD (Pathology)
Consultant Pathologist



LAB REPORT

Printed Date: 2025-03-11 01:16 PM

Patient Id : 56374	Patient Name : Mrs. SNEHAL VAIBHAV MUSALE	TreatmentId : 41684
Age/Gender : 38Y/Female	Mobile No : 9920499096	Ref. By :
Registered On : 07-03-2025 09:05 AM	Collected On : 07-03-2025 12:08 PM	Reported On : 07-03-2025 09:32 PM
Nationality : Indian	Patient Type : Sponsor	Sponsor Name : MediWheel(Arcofemi Healthcare Pvt. Ltd.)

URIC ACID SERUM

<u>Test Name</u>	<u>Test Result</u>	<u>Normal Values</u>	<u>Unit</u>
Serum Uric Acid	3.9	2.5 - 6.8	mg/dl

Equipment: ERBA-EM 200 FULLY AUTOMATED CLINICAL CHEMISTRY ANALYSER.

--End Of Report--

AMAR JAYWANT
BANSODE (LAB
TECHNICIAN)

Dr. Aakriti Aggarwal
MBBS, MD (Pathology)
Consultant Pathologist



LAB REPORT

Printed Date: 2025-03-11 01:16 PM

Patient Id : 56374	Patient Name : Mrs. SNEHAL VAIBHAV MUSALE	TreatmentId : 41684
Age/Gender : 38Y/Female	Mobile No : 9920499096	Ref. By :
Registered On : 07-03-2025 09:05 AM	Collected On : 07-03-2025 12:08 PM	Reported On : 07-03-2025 09:32 PM
Nationality : Indian	Patient Type : Sponsor	Sponsor Name : MediWheel(Arcofemi Healthcare Pvt. Ltd.)

LIPID PROFILE

<u>Test Name</u>	<u>Test Result</u>	<u>Normal Values</u>	<u>Unit</u>
Serum Cholesterol Total	143	140 - 250	mg/dl
Serum HDL Cholesterol	37.3	30 - 70	mg/dl
Serum Triglycerides	70.3	0 - 165	mg/dl
Serum LDL Cholesterol	91.6	85 - 130	mg/dl
Serum VLDL Cholesterol	14.06	0 - 40	mg/dl
LDL - HDL Ratio	<u>2.46 L</u>	3.5 - 5.0	.

Comments: Please correlate with clinical conditions.

Equipment: ERBA-EM 200 FULLY AUTOMATED CLINICAL CHEMISTRY ANALYSER.

--End Of Report--

AMAR JAYWANT
BANSODE (LAB
TECHNICIAN)

Dr. Aakriti Aggarwal
MBBS, MD (Pathology)
Consultant Pathologist



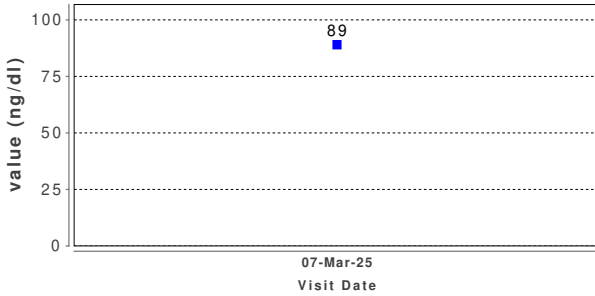
LAB REPORT

Printed Date: 2025-03-11 01:16 PM

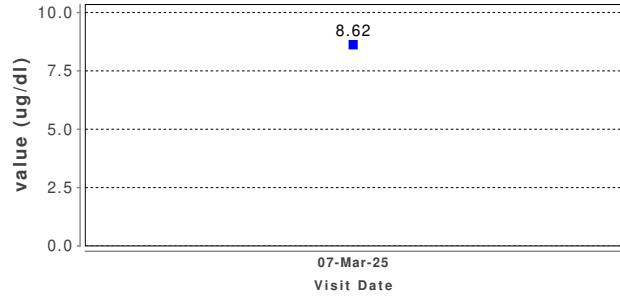
Patient Id : 56374	Patient Name : Mrs. SNEHAL VAIBHAV MUSALE	TreatmentId : 41684
Age/Gender : 38Y/Female	Mobile No : 9920499096	Ref. By :
Registered On : 07-03-2025 09:05 AM	Collected On : 07-03-2025 12:08 PM	Reported On : 07-03-2025 09:32 PM
Nationality : Indian	Patient Type : Sponsor	Sponsor Name : MediWheel(Arcofemi Healthcare Pvt. Ltd.)

T3,T4,TSH (THYROID PROFILE)

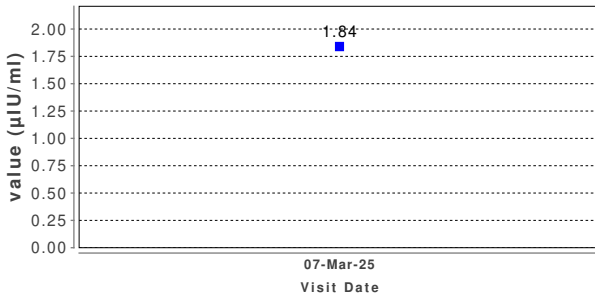
SERUM T3 (Tri-Iodothyronine)



SERUM T4 (Tetra-Iodothyronine)



SERUM TSH (Thyroid Stimulating Hormone)



<u>Test Name</u>	<u>Test Result</u>	<u>Normal Values</u>	<u>Unit</u>
SERUM T3 (Tri-Iodothyronine)	89	55 - 205	ng/dl
Note:	Please correlate with clinical conditions.		
SERUM T4 (Tetra-Iodothyronine)	8.62	3.5 - 12.5	ug/dl
Note:	Please correlate with clinical conditions.		
SERUM TSH (Thyroid Stimulating Hormone)	1.84	0.25 - 5.0	µIU/ml
Note:	Please correlate with clinical conditions.		

**AMAR JAYWANT
BANSODE (LAB
TECHNICIAN)**

**Dr. Aakriti Aggarwal
MBBS, MD (Pathology)
Consultant Pathologist**



LAB REPORT

Printed Date: 2025-03-11 01:16 PM

Patient Id : 56374	Patient Name : Mrs. SNEHAL VAIBHAV MUSALE	TreatmentId : 41684
Age/Gender : 38Y/Female	Mobile No : 9920499096	Ref. By :
Registered On : 07-03-2025 09:05 AM	Collected On : 07-03-2025 12:08 PM	Reported On : 07-03-2025 09:32 PM
Nationality : Indian	Patient Type : Sponsor	Sponsor Name : MediWheel(Arcofemi Healthcare Pvt. Ltd.)

Interpretation: REFERENCE RANGE : a. ADULT :-Euthyroid : 0.25 - 5.0 IU/ml
Hypothyroid : >7.0 IU/ml
Hyperthyroid:< 0.15 IU/ml

NOTE : TSH values between 0.15 - 0.25 IU/ml and between 5.0 - 7.0 IU/ml are to be considered as a borderline. Repeat results after 2 weeks.

b. PREGNANCY :- First Trimester : 0.25 - 4.0 IU/ml
Second Trimester : 0.5 - 4.0 IU/ml
Second Trimester : 0.5 - 4.0 IU/ml
Third Trimester : 0.4 - 5.0 IU/ml

c. NEWBORN :
1 - 4 days : 1.0 - 39.0 IU/ml
1 - 4 weeks : 1.7 - 9.1 IU/ml
1 - 12 months : 0.8 - 8.2 IU/ml
1 - 5 years : 0.7 - 5.7 IU/ml

NOTE : This assay is performed as per the standard kit protocol.

Equipment: BIOMERIEUX VIDAS

--End Of Report--

**AMAR JAYWANT
BANSODE (LAB
TECHNICIAN)**

**Dr.Aakriti Aggarwal
MBBS,MD (Pathology)
Consultant Pathologist**

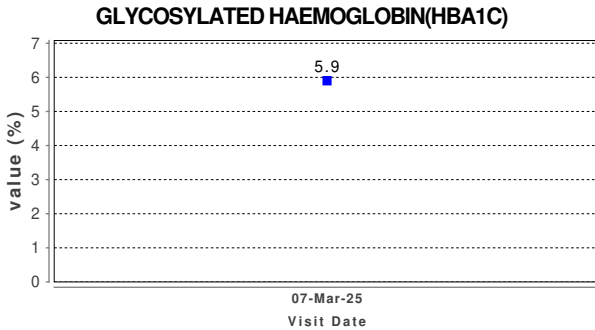


LAB REPORT

Printed Date: 2025-03-11 01:16 PM

Patient Id : 56374	Patient Name : Mrs. SNEHAL VAIBHAV MUSALE	TreatmentId : 41684
Age/Gender : 38Y/Female	Mobile No : 9920499096	Ref. By :
Registered On : 07-03-2025 09:05 AM	Collected On : 07-03-2025 12:08 PM	Reported On : 07-03-2025 09:32 PM
Nationality : Indian	Patient Type : Sponsor	Sponsor Name : MediWheel(Arcofemi Healthcare Pvt. Ltd.)

HbA1c (GLYCOSYLATED HAEMOGLOBIN)



<u>Test Name</u>	<u>Test Result</u>	<u>Normal Values</u>	<u>Unit</u>
GLYCOSYLATED HAEMOGLOBIN(HBA1C)	5.9	4.6 - 6.2	%
MEAN PLASMA GLUCOSE	122.63	0 - 154	mg/dl

Interpretation: 6.2 - 7.0 %----- Near Normal Glycemia
7.0 - 8.0 %----- Fair Control
8.0 - 10.0 % ----- Unsatisfactory Control
Above 10.0 % ----- Poor control

TRACIBILITY :
The method has been certified by the National Glycohaemoglobin Standardization Program

CLINICAL SIGNIFICANCE :
HbA1c is a glycated form of haemoglobin formed by the attachment of glucose residues in the blood to the haemoglobin molecules. The level of HbA1c is proportional to the level of glucose in the blood & has been widely accepted as an indicator of the mean blood glucose concentration in the preceding 6-8 weeks. It is therefore a long term indicator of diabetic control. For routine use HbA1c levels should be monitored every 3-4 months.

Comments: Please correlate with clinical conditions.

Equipment: mispa-i2

--End Of Report--

**AMAR JAYWANT
BANSODE (LAB
TECHNICIAN)**

**Dr.Aakriti Aggarwal
MBBS,MD (Pathology)
Consultant Pathologist**

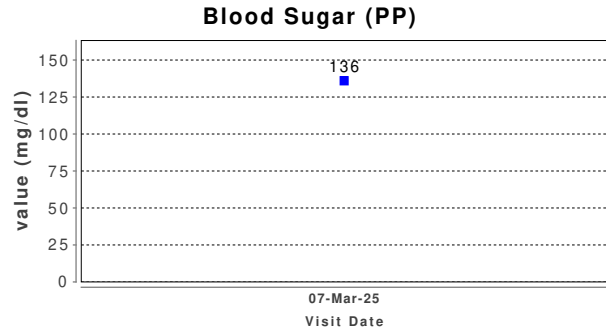
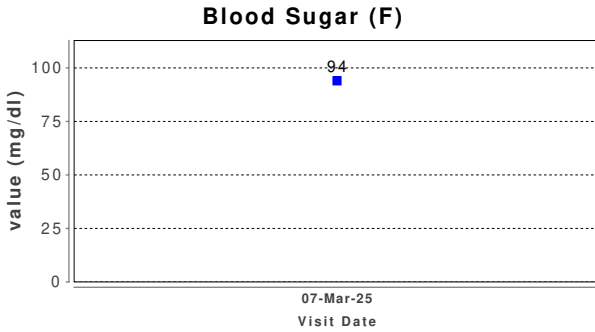


LAB REPORT

Printed Date: 2025-03-11 01:16 PM

Patient Id : 56374	Patient Name : Mrs. SNEHAL VAIBHAV MUSALE	TreatmentId : 41684
Age/Gender : 38Y/Female	Mobile No : 9920499096	Ref. By :
Registered On : 07-03-2025 09:05 AM	Collected On : 07-03-2025 12:08 PM	Reported On : 07-03-2025 09:32 PM
Nationality : Indian	Patient Type : Sponsor	Sponsor Name : MediWheel(Arcofemi Healthcare Pvt. Ltd.)

BSF AND PP



<u>Test Name</u>	<u>Test Result</u>	<u>Normal Values</u>	<u>Unit</u>
Blood Sugar (F)	94	70 - 110	mg/dl
Blood Sugar (PP)	136	70 - 140	mg/dl

Equipment: ERBA-EM 200 FULLY AUTOMATED CLINICAL CHEMISTRY ANALYSER.

--End Of Report--

**AMAR JAYWANT
BANSODE (LAB
TECHNICIAN)**

**Dr. Aakriti Aggarwal
MBBS, MD (Pathology)
Consultant Pathologist**



LAB REPORT

Printed Date: 2025-03-11 01:16 PM

Patient Id : 56374	Patient Name : Mrs. SNEHAL VAIBHAV MUSALE	TreatmentId : 41684
Age/Gender : 38Y/Female	Mobile No : 9920499096	Ref. By :
Registered On : 07-03-2025 09:05 AM	Collected On : 07-03-2025 12:08 PM	Reported On : 07-03-2025 09:32 PM
Nationality : Indian	Patient Type : Sponsor	Sponsor Name : MediWheel(Arcofemi Healthcare Pvt. Ltd.)

BLOOD GROUP AND Rh TYPING

<u>Test Name</u>	<u>Test Result</u>
Blood Group	B
Rh Factor (D)	Positive

Interpretation: -1. Agglutination is a positive result and indicates the presence of A, B or D (Rho) Antigen
2. No agglutination is a negative result and indicates the absence of A, B or D (Rho) Antigen

--End Of Report--

**AMAR JAYWANT
BANSODE (LAB
TECHNICIAN)**

**Dr. Aakriti Aggarwal
MBBS, MD (Pathology)
Consultant Pathologist**



LAB REPORT

Printed Date: 2025-03-11 01:16 PM

Patient Id : 56374	Patient Name : Mrs. SNEHAL VAIBHAV MUSALE	TreatmentId : 41684
Age/Gender : 38Y/Female	Mobile No : 9920499096	Ref. By :
Registered On : 07-03-2025 09:05 AM	Collected On : 07-03-2025 12:08 PM	Reported On : 07-03-2025 09:32 PM
Nationality : Indian	Patient Type : Sponsor	Sponsor Name : MediWheel(Arcofemi Healthcare Pvt. Ltd.)

URINE ROUTINE

<u>Test Name</u>	<u>Test Result</u>
PHYSICAL EXAMINATION	
Quantity	30 ml
Appearance	Clear
Colour	Pale Yellow
Specific Gravity	1.005
Blood	Absent
CHEMICAL EXAMINATION	
Reaction (pH)	Acidic 6.0
Albumin	Absent
Glucose	Absent
Ketone Bodies	Absent
Bile Pigment	Absent
Urobilinogen	Normal
Occult blood	Absent
MICROSCOPIC EXAMINATION	
Epithelial Cells	2-3/hpf
Pus Cells	0-1/hpf
Red Blood Cells	Negative
Yeast cell	Absent
Casts	Absent
Crystals	Absent
Amorphous Deposit	Absent
Bacteria	Absent

Comments: -

--End Of Report--

**AMAR JAYWANT
BANSODE (LAB
TECHNICIAN)**

**Dr. Aakriti Aggarwal
MBBS, MD (Pathology)
Consultant Pathologist**



LAB REPORT

Printed Date: 2025-03-11 01:16 PM

Patient Id : 56374	Patient Name : Mrs. SNEHAL VAIBHAV MUSALE	TreatmentId : 41684
Age/Gender : 38Y/Female	Mobile No : 9920499096	Ref. By :
Registered On : 07-03-2025 09:05 AM	Collected On : 07-03-2025 12:08 PM	Reported On : 07-03-2025 09:32 PM
Nationality : Indian	Patient Type : Sponsor	Sponsor Name : MediWheel(Arcofemi Healthcare Pvt. Ltd.)

ESR (Erythrocyte Sedimentation Rate)

<u>Test Name</u>	<u>Test Result</u>	<u>Normal Values</u>	<u>Unit</u>
ESR	40 H	0 - 20	mm/hr

--End Of Report--

AMAR JAYWANT
BANSODE (LAB
TECHNICIAN)

Dr. Aakriti Aggarwal
MBBS, MD (Pathology)
Consultant Pathologist

LAB REPORT

Printed Date: 2025-03-11 01:16 PM

Patient Id : 56374 **Patient Name** : Mrs. SNEHAL VAIBHAV MUSALE **TreatmentId** : 41684
Age/Gender : 38Y/Female **Mobile No** : 9920499096 **Ref. By** :
Registered On : 07-03-2025 09:05 AM **Collected On** : 07-03-2025 12:08 PM **Reported On** : 07-03-2025 09:32 PM
Nationality : Indian **Patient Type** : Sponsor **Sponsor Name** : MediWheel(Arcofemi Healthcare Pvt. Ltd.)

CBC (COMPLETE BLOOD COUNT)

<u>Test Name</u>	<u>Test Result</u>	<u>Normal Values</u>	<u>Unit</u>
Haemoglobin	12.0	12 - 15	g/dl
R.B.C. Count	3.97	3.8 - 4.8	mill/cumm
Hematocrit(PCV)	36.9	36 - 46	%
M.C.V.	92.95 H	76 - 90	fl
M.C.H.	30.23	27 - 32	pg
M.C.H.C.	32.52	31 - 35	g/dl
RDW-CV	13.6	11.5 - 14	%
RDW-SD	48.2		
Platelet Count	260000	150000 - 400000	/cumm
Platelet On Smear	Adequate		
TOTAL WHITE BLOOD CELLS	5800	4000 - 10500	/cumm
Neutrophils	63	40 - 70	%
Band cells	00	0 - 10	%
Eosinophils	02	1 - 6	%
Lymphocytes	31	20 - 40	%
Monocytes	04	2 - 10	%
Basophils	00	0 - 02	%
R.B.C. Morphology	Normocytic Normochromic		
W.B.C Morphology	Normal		
Parasite	-		
Comment	-		

Equipment: CELL COUNTER ERBA H 360

--End Of Report--



**AMAR JAYWANT
BANSODE (LAB
TECHNICIAN)**



**Dr. Aakriti Aggarwal
MBBS, MD (Pathology)
Consultant Pathologist**

R

SNEHAL MUSALE Female / 38
Pat. ID. 56374 Ref. By MEDIBUDDY
Meesha Healthcare & Research Pvt. Ltd.

Chest PA
07-03-2025 09:29:06

62.5 %