

Date: 14/11/2024

To,
LIC of India
Branch Office

Proposal No. 3011

Name of the Life to be assured DUDH NATH BHAGAT

The Life to be assured was identified on the basis of _____


I have satisfied myself with regard to the identity of the Life to be assured before conducting tests / examination for which reports are enclosed. The Life to be assured has signed as below in my presence.

Dr. BINDU
MBBS, MD
Reg. No. 33435

Signature of the Pathologist/ Doctor

Name:

I confirm, I was on fasting for last 10 (ten) hours. All the Examination / tests as mentioned below were done with my consent.



(Signature of the Life to be assured)

Name of life to be assured:

Reports Enclosed:

Reports Name	Yes/No	Reports Name	Yes/No
ELECTROCARDIOGRAM	YES	PHYSICIAN'S REPORT	
COMPUTERISED TREADMILL TEST		IDENTIFICATION & DECLARATION FORMAT	
HAEMOGRAM	YES	MEDICAL EXAMINER'S REPORT	
LIPIDOGRAM		BST (Blood Sugar Test-Fasting & PP) Both	
BLOOD SUGAR TOLERANCE REPORT		FBS (Fasting Blood Sugar)	
SPECIAL BIO-CHEMICAL TESTS - 13 (SBT-13)	YES	PGBS (Post Glucose Blood Sugar)	
ROUTINE URINE ANALYSIS	YES	Proposal and other documents	
REPORT ON X-RAY OF CHEST (P.A. VIEW)		Hb%	
ELISA FOR HIV	YES	Other Test	

Comment Medsave Health Insurance TPA Ltd.

Authorized Signature,



ANNEXURE II - 1

LIFE INSURANCE CORPORATION OF INDIA

Form No. LIC03 - 002

ELECTROCARDIOGRAM

Zone Division Branch
Proposal No. - 3011
Agent/D.O. Code: Introduced by: (name & signature)
Full Name of Life to be assured: DUDH NATH BHAGAT.
Age/Sex : 52/M

Instructions to the Cardiologist:

- Please satisfy yourself about the identity of the examiners to guard against impersonation
- The examinee and the person introducing him must sign in your presence. Do not use the form signed in advance. Also obtain signatures on ECG tracings.
- The base line must be steady. The tracing must be pasted on a folder.
- Rest ECG should be 12 leads along with Standardization slip, each lead with minimum of 3 complexes, long lead II. If L-III and AVF shows deep Q or T wave change, they should be recorded additionally in deep inspiration. If V1 shows a tall R-Wave, additional lead V4R be recorded.

DECLARATION

I hereby declare that the foregoing answers are given by me after fully understanding the questions. They are true and complete and no information has been withheld. I do agree that these will form part of the proposal dated _____ given by me to LIC of India.

Witness

Signature or Thumb Impression of L.A.

Note : Cardiologist is requested to explain following questions to L.A. and to note the answers thereof.

- Have you ever had chest pain, palpitation, breathlessness at rest or exertion?
Y/N
- Are you suffering from heart disease, diabetes, high or low Blood Pressure or kidney disease? Y/N
- Have you ever had Chest X- Ray, ECG, Blood Sugar, Cholesterol or any other test done? Y/N

If the answer/s to any/all above questions is 'Yes', submit all relevant papers with this form.

Dated at DCCM on the day of 14/Nov/2022

Signature of L.A.

Dr. BINDU
MBBS, MD
Reg. No. 33435

Signature of the Cardiologist

Name & Address

Qualification Code No.





ELITE DIAGNOSTIC

Email - elitediagnostic4@gmail.com

PROP. NO. : 3011
S. NO. : 110415
NAME : MR. DUDH NATH BHAGAT AGE/SEX - 52/M
REF. BY : LIC
Date : NOVEMBER, 14, 2024

HAEMOGRAM

Test	Result	Units	Normal Range
Hemoglobin	14.63	gm/dl	12-18
Red Blood Cell [RBC]	5.12	mill.	M-4.6-6.5 F-3.9-5.6
Hematocrit: [PCV]	42.84	%	37-54
Mean Cell Value [MCV]	78.10		76-96
Mean Cell Hemoglobin [MCH]	29.20	pg	27-32
Mean Cell Hemoglobin Conc. [MCHC]	32.20	%	30-35
Total Leucocytes Count (TLC)	7,600	cumm	4000-11000
Differential Leucocytes Count [D.L.C]			
Neutrophils	61	%	40-75
Lymphocytes	29	%	20-45
Eosinophils	06	%	02-10
Monocytes	04	%	01-06
Basophills	00	%	00-01
Platelet count	2.44	LACKS	1.5-4.5
E S R (Wintrob's method)	13	M.M.	0 - 20

*****End of The Report*****

Please correlate with clinical conditions.

DR. T.K. MATHUR

M.B.B.S. MD (PATH)

REGD.NO. 19702

Consultant Pathologist

7091, Gali no. 10, Mata Rameshwari Marg, Nehru Nagar Karol Bagh, Delhi- 110005 Contact: +91-9650089041, 9871144570
NOTE: Not to the final Diagnosis if highly abnormal or do not correlate clinically. Please refer to the lab without any hesitation. This report is not for medico-legal cases.



ELITE DIAGNOSTIC

Email – elitediagnostic4@gmail.com

PROP. NO. : 3011
S. NO. : 110415
NAME : **MR. DUDH NATH BHAGAT** **AGE/SEX - 52/M**
REF. BY : LIC
Date : NOVEMBER, 14, 2024

ROUTINE URINE ANALYSIS

PHYSICAL EXAMINATION

Quantity : 20.ml
Colour : P. YELLOW
Transparency : Clear
Sp Gravity : 1.013

CHEMICAL EXAMINATION


Reaction : ACIDIC
Albumin : Nil /HPF
Reducing Sugar : Nil. /HPF

MICROSCOPIC EXAMINATION

Pus Cells/WBCs : 1-2. /HPF
RBCs : Nil. /HPF
Epithelial Cells : 1-2. /HPF
Casts : Nil.
Crystals : Nil. /HPF
Bacteria : Nil.
Others : Nil.

*****End of The Report*****

Please correlate with clinical conditions.

DR. T.K. MATHUR
M.B.B.S. MD (PATH)
REGD. NO. 19702
 Consultant Pathologist

7091, Gali no. 10, Mata Rameshwari Marg, Nehru Nagar Karol Bagh, Delhi- 110005 Contact: +91-9650089041, 9871144570

NOTE : Not to the final Diagnosis if highly abnormal or do not correlate clinically. Please refer to the lab without any hasitation. This report is not for medico-legal cases.



ELITE DIAGNOSTIC

Email – elitediagnostic4@gmail.com

PROP. NO. : 3011
S. NO. : 110415
NAME : MR. DUDH NATH BHAGAT
REF. BY : LIC
Date : NOVEMBER, 14, 2024
AGE/SEX - 52/M

SEROLOGY

Test Name : *Human Immunodeficiency Virus I&II {HIV} (Elisa method)*
Result : "Non-Reactive"
Normal-Range : "Non-Reactive"

Test Name : *Hepatitis B Surface Antigen {HbsAg} (Elisa method)*
Result : "Non-Reactive"
Normal-Range : "Non-Reactive"


*****End of The Report*****

Please correlate with clinical conditions.

DR. T.K. MATHUR

M.B.B.S. MD (PATH)

REGD. NO. 19702

 Consultant Pathologist

7091, Gali no. 10, Mata Rameshwari Marg, Nehru Nagar Karol Bagh, Delhi- 110005 Contact: +91-9650089041, 9871144570

NOTE : Not to the final Diagnosis if highly abnormal or do not correlate clinically. Please refer to the lab without any hasitation. This report is not for medico-legal cases.



ELITE DIAGNOSTIC

Email - elitediagnostic4@gmail.com

PROP. NO. : 3011
S. NO. : 110415
NAME : MR. DUDH NATH BHAGAT AGE/SEX - 52/M
REF. BY : LIC
Date : NOVEMBER, 14, 2024

BIOCHEMISTRY-(SBT-13)

Blood Sugar Fasting	91.14	mg/dl	70-115
S. Cholesterol	160.80	mg/dl	130-250
H.D.L. Cholesterol	70.60	mg/dl	35-90
L.D.L. Cholesterol	102.40	mg/dl	0-160
S. Triglycerides	110.11	mg/dl	35-160
S. Creatinine	0.72	mg/dl	0.5-1.5
Blood Urea Nitrogen {BUN}	11.11	mg/dl	06-21
Albumin	4.1	gm%	3.2-5.50
Globulin	3.2	gm%	2.00-4.00
S. Protein Total	7.3	gm%	6.00-8.5
AG/Ratio	1.28		0.5-3.2
Direct Bilirubin	0.2	mg/dl	0.00-0.3
Indirect Bilirubin	0.5	mg/dl	0.1-1.00
Total Bilirubin	0.7	mg/dl	0.1-1.3
S.G.O.T.	24.48	IU/L	00-42
S.G.P.T.	25.90	IU/L	00-42
Gamma Glutamyl Transferase (GGT)	40.15	IU/L	00-60
S. Alk. Phosphatase	84.05	IU/L	28-111 (Children 151-471)

*****End of The Report*****

Please correlate with clinical conditions.

DR. T.K. MATHUR

M.B.B.S. MD (PATH)

REGD. NO. 19702

Consultant Pathologist

7091, Gali no. 10, Mata Rameshwari Marg, Nehru Nagar Karol Bagh, Delhi- 110005 Contact: +91-9650089041, 9871144570

NOTE : Not to the final Diagnosis if highly abnormal or do not correlate clinically. Please refer to the lab without any hesitation. This report is not for medico - legal cases.

Clinical findings

(A)

Height (Cm)	Weight (kgs)	Blood Pressure	Pulse Rate
164	83.7	122/84	70/M

(B) Cardiovascular System

..... (N)

.....


Rest ECG Report:

Position	Supine	P Wave	(N)
Standardisation Imv	(N)	PR Interval	(N)
Mechanism	(N)	QRS Complexes	(N)
Voltage	(N)	Q-T Duration	(N)
Electrical Axis	(N)	S-T Segment	(N)
Auricular Rate	70/M	T-wave	(N)
Ventricular Rate	70/M	Q-Wave	(N)
Rhythm	Regular		
Additional findings, if any	None		

Conclusion: *WNL*Dated at *DELHI* on the day of *14/Nov/2024*

Dr. BINDU
~~MBBS, MD~~
 Reg. No. -33435

Signature of the Cardiologist
 Name & Address
 Qualification
 Code No.



आयकर विभाग
INCOME TAX DEPARTMENT



भारत सरकार
GOVT. OF INDIA

DUDH NATH BHAGAT

MOHAN BHAGAT

15/02/1972


Permanent Account Number

AHCPB2192H

Signature





 **GPS Map Camera**

New Delhi, Delhi, India
E21/85, Pocket 21, Sector 3e, Rohini, New Delhi, Delhi, 110085,
India
Lat 28.700558° Long 77.104022°
14/11/24 08:35 AM GMT +05:30

