

Patient Name : Mr.LISTON FELIX MENDONSA	Collected : 09/Nov/2024 08:27AM
Age/Gender : 33 Y 9 M 8 D/M	Received : 09/Nov/2024 04:14PM
UHID/MR No : CSAR.0000146263	Reported : 09/Nov/2024 04:51PM
Visit ID : CSAROPV361546	Status : Final Report
Ref Doctor : Self	Sponsor Name : ARCOFEMI HEALTHCARE LIMITED
Emp/Auth/TPA ID : 22S37409	

DEPARTMENT OF HAEMATOLOGY

ARCOFEMI - MEDIWHEEL - FULL BODY ANNUAL PLUS MALE - 2D ECHO - PAN INDIA - FY2324


Test Name	Result	Unit	Bio. Ref. Interval	Method
<b>HEMOGRAM , WHOLE BLOOD EDTA</b>				
HAEMOGLOBIN	17.2	g/dL	13-17	Spectrophotometer
PCV	51.90	%	40-50	Electronic pulse & Calculation
RBC COUNT	6.18	Million/cu.mm	4.5-5.5	Electrical Impedence
MCV	84.1	fL	83-101	Calculated
MCH	27.8	pg	27-32	Calculated
MCHC	33.1	g/dL	31.5-34.5	Calculated
R.D.W	14	%	11.6-14	Calculated
TOTAL LEUCOCYTE COUNT (TLC)	6,060	cells/cu.mm	4000-10000	Electrical Impedence
<b>DIFFERENTIAL LEUCOCYTIC COUNT (DLC)</b>				
NEUTROPHILS	47.9	%	40-80	Electrical Impedence
LYMPHOCYTES	42.6	%	20-40	Electrical Impedence
EOSINOPHILS	3.3	%	1-6	Electrical Impedence
MONOCYTES	5.6	%	2-10	Electrical Impedence
BASOPHILS	0.6	%	<1-2	Electrical Impedence
<b>ABSOLUTE LEUCOCYTE COUNT</b>				
NEUTROPHILS	2902.74	Cells/cu.mm	2000-7000	Calculated
LYMPHOCYTES	2581.56	Cells/cu.mm	1000-3000	Calculated
EOSINOPHILS	199.98	Cells/cu.mm	20-500	Calculated
MONOCYTES	339.36	Cells/cu.mm	200-1000	Calculated
BASOPHILS	36.36	Cells/cu.mm	0-100	Calculated
Neutrophil lymphocyte ratio (NLR)	1.12		0.78- 3.53	Calculated
PLATELET COUNT	159000	cells/cu.mm	150000-410000	Electrical impedence
ERYTHROCYTE SEDIMENTATION RATE (ESR)	6	mm at the end of 1 hour	0-15	Modified Westegren method
<b>PERIPHERAL SMEAR</b>				

RBCs: are normocytic normochromic

WBCs: are normal in total number with normal distribution and morphology.



Dr. Vidya Aniket Gore  
M.B.B.S,M.D(Pathology)  
Consultant Pathologist



Dr Priya Murthy  
M.B.B.S,M.D(Pathology)  
Consultant Pathologist



Patient Name : Mr.LISTON FELIX MENDONSA	Collected : 09/Nov/2024 08:27AM
Age/Gender : 33 Y 9 M 8 D/M	Received : 09/Nov/2024 04:14PM
UHID/MR No : CSAR.0000146263	Reported : 09/Nov/2024 04:51PM
Visit ID : CSAROPV361546	Status : Final Report
Ref Doctor : Self	Sponsor Name : ARCOFEMI HEALTHCARE LIMITED
Emp/Auth/TPA ID : 22S37409	

DEPARTMENT OF HAEMATOLOGY

ARCOFEMI - MEDIWHEEL - FULL BODY ANNUAL PLUS MALE - 2D ECHO - PAN INDIA - FY2324

PLATELETS: appear adequate in number.


HEMOPARASITES: negative

**IMPRESSION: NORMOCYTIC NORMOCHROMIC BLOOD PICTURE**

**Kindly correlate clinically.**



Dr. Vidya Aniket Gore  
M.B.B.S,M.D(Pathology)  
Consultant Pathologist



Dr Priya Murthy  
M.B.B.S,M.D(Pathology)  
Consultant Pathologist

AND LIFESTYLE LIMITED- RRL BANGALORE




Patient Name : Mr.LISTON FELIX MENDONSA	Collected : 09/Nov/2024 08:27AM
Age/Gender : 33 Y 9 M 8 D/M	Received : 09/Nov/2024 04:14PM
UHID/MR No : CSAR.0000146263	Reported : 09/Nov/2024 05:58PM
Visit ID : CSAROPV361546	Status : Final Report
Ref Doctor : Self	Sponsor Name : ARCOFEMI HEALTHCARE LIMITED
Emp/Auth/TPA ID : 22S37409	

DEPARTMENT OF HAEMATOLOGY

ARCOFEMI - MEDIWHEEL - FULL BODY ANNUAL PLUS MALE - 2D ECHO - PAN INDIA - FY2324

Test Name	Result	Unit	Bio. Ref. Interval	Method
<b>BLOOD GROUP ABO AND RH FACTOR , WHOLE BLOOD EDTA</b>				
BLOOD GROUP TYPE	A			Microplate Hemagglutination
Rh TYPE	Negative			Microplate Hemagglutination

  
**Dr. Rajalakshmi D**  
 M.B.B.S,M.D  
 Consultant Pathologist

  
**Dr. Vidya Aniket Gore**  
 M.B.B.S,M.D(Pathology)  
 Consultant Pathologist



THIS TEST HAS BEEN PERFORMED AT APOLLO HEALTH

**Apollo Health and Lifestyle Limited** (CIN - 063110132000PLC115017)  
 Registered Office: Apollo Health & Lifestyle Pathi Chambers, 5th Floor, Begumpet, Hyderabad, Telangana - 500 016 |  
 www.apollohl.com | Email ID: enquiry@apollohl.com, Ph No: 040-4904 7777, Fax No: 4904 7744  
 This test has been performed at Apollo Health & Lifestyle Ltd, RRL BANGALORE Laboratory

Address:  
 323/100/123, Doddathangur Village, Neeladri Main Road,  
 Neeladri Nagar, Electronic city, Bengaluru,  
 Karnataka - 560034

  
**1860 500 7788**  
 www.apolloclinic.com

Patient Name : Mr.LISTON FELIX MENDONSA	Collected : 09/Nov/2024 11:38AM
Age/Gender : 33 Y 9 M 8 D/M	Received : 09/Nov/2024 04:21PM
UHID/MR No : CSAR.0000146263	Reported : 09/Nov/2024 04:51PM
Visit ID : CSAROPV361546	Status : Final Report
Ref Doctor : Self	Sponsor Name : ARCOFEMI HEALTHCARE LIMITED
Emp/Auth/TPA ID : 22S37409	

DEPARTMENT OF BIOCHEMISTRY

ARCOFEMI - MEDIWHEEL - FULL BODY ANNUAL PLUS MALE - 2D ECHO - PAN INDIA - FY2324

Test Name	Result	Unit	Bio. Ref. Interval	Method
GLUCOSE, FASTING , NAF PLASMA	105	mg/dL	70-100	HEXOKINASE

Comment:

As per American Diabetes Guidelines, 2023

Fasting Glucose Values in mg/dL	Interpretation
70-100 mg/dL	Normal
100-125 mg/dL	Prediabetes
≥126 mg/dL	Diabetes
<70 mg/dL	Hypoglycemia

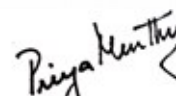
Note:

- 1.The diagnosis of Diabetes requires a fasting plasma glucose of > or = 126 mg/dL and/or a random / 2 hr post glucose value of > or = 200 mg/dL on at least 2 occasions.
2. Very high glucose levels (>450 mg/dL in adults) may result in Diabetic Ketoacidosis & is considered critical.

Test Name	Result	Unit	Bio. Ref. Interval	Method
GLUCOSE, POST PRANDIAL (PP), 2 HOURS , SODIUM FLUORIDE PLASMA (2 HR)	133	mg/dL	70-140	HEXOKINASE

Comment:

It is recommended that FBS and PPBS should be interpreted with respect to their Biological reference ranges and not with each other. Conditions which may lead to lower postprandial glucose levels as compared to fasting glucose levels may be due to reactive hypoglycemia, dietary meal content, duration or timing of sampling after food digestion and absorption, medications such as insulin preparations, sulfonylureas, amylin analogues, or conditions such as overproduction of insulin.

  
Dr Priya Murthy  
M.B.B.S.,M.D(Pathology)  
Consultant Pathologist



Patient Name : Mr.LISTON FELIX MENDONSA	Collected : 09/Nov/2024 08:27AM
Age/Gender : 33 Y 9 M 8 D/M	Received : 09/Nov/2024 04:19PM
UHID/MR No : CSAR.0000146263	Reported : 09/Nov/2024 05:16PM
Visit ID : CSAROPV361546	Status : Final Report
Ref Doctor : Self	Sponsor Name : ARCOFEMI HEALTHCARE LIMITED
Emp/Auth/TPA ID : 22S37409	

DEPARTMENT OF BIOCHEMISTRY

ARCOFEMI - MEDIWHEEL - FULL BODY ANNUAL PLUS MALE - 2D ECHO - PAN INDIA - FY2324

Test Name	Result	Unit	Bio. Ref. Interval	Method
<b>HBA1C (GLYCATED HEMOGLOBIN) , WHOLE BLOOD EDTA</b>				
HBA1C, GLYCATED HEMOGLOBIN	5.9	%		HPLC
ESTIMATED AVERAGE GLUCOSE (eAG)	123	mg/dL		Calculated

**Comment:**

Reference Range as per American Diabetes Association (ADA) 2023 Guidelines:

REFERENCE GROUP	HBA1C %
NON DIABETIC	<5.7
PREDIABETES	5.7 – 6.4
DIABETES	≥ 6.5
DIABETICS	
EXCELLENT CONTROL	6 – 7
FAIR TO GOOD CONTROL	7 – 8
UNSATISFACTORY CONTROL	8 – 10
POOR CONTROL	>10

**Note:** Dietary preparation or fasting is not required.

1. HbA1c is recommended by American Diabetes Association for Diagnosing Diabetes and monitoring Glycemic Control by American Diabetes Association guidelines 2023.

2. Trends in HbA1c values is a better indicator of Glycemic control than a single test.

3. Low HbA1c in Non-Diabetic patients are associated with Anemia (Iron Deficiency/Hemolytic), Liver Disorders, Chronic Kidney Disease. Clinical Correlation is advised in interpretation of low Values.


4. Falsely low HbA1c (below 4%) may be observed in patients with clinical conditions that shorten erythrocyte life span or decrease mean erythrocyte age. HbA1c may not accurately reflect glycemic control when clinical conditions that affect erythrocyte survival are present.

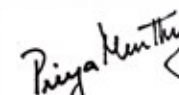
5. In cases of Interference of Hemoglobin variants in HbA1c, alternative methods (Fructosamine) estimation is recommended for Glycemic Control

A: HbF >25%

B: Homozygous Hemoglobinopathy.

(Hb Electrophoresis is recommended method for detection of Hemoglobinopathy)

  
**Dr. Govinda Raju N L**  
 MSc, PhD (Biochemistry)  
 Consultant Biochemistry

  
**Dr Priya Murthy**  
 M.B.B.S, M.D (Pathology)  
 Consultant Pathologist



THIS TEST HAS BEEN PERFORMED AT APOLLO HEALTH AND LIFESTYLE LIMITED- RRL BANGALORE  
 SIN No: SAR241100375

**Apollo Health and Lifestyle Limited**

(CIN - U061107C2009PH6115849)

Regd. Office: 1-10-60/62, Ashoka Raghupathi Chambers, 5th Floor, Begumpet, Hyderabad, Telangana - 500 016 |

www.apollohl.com | Email ID: enquiry@apollohl.com, Ph No: 040-4904 7777, Fax No: 4904 7744

APOLLO CLINICS NETWORK

Telangana: Hyderabad (AS Rao Nagar | Chanda Nagar | Kondapur | Nallakunta | Nizampet | Manikonda | Uppal) | Andhra Pradesh: Vizag (Seethamma Peta) | Karnataka: Bangalore (Basavanagudi | Bellandur | Electronics City | Fraser Town | HSR Layout | Indira Nagar | JP Nagar | Kundalahalli | Koramangala | Sarjapur Road) | Mysore (VV Mohalla) | Tamilnadu: Chennai (Annanagar | Kotturpuram | Mogappair | T Nagar | Valasaravakkam | Velachery) | Maharashtra: Pune (Aundh | Nigdi Pradhikaran | Viman Nagar | Wanowrie) | Uttar Pradesh: Ghaziabad (Indrapuram) | Gujarat: Ahmedabad (Satellite) | Punjab: Amritsar (Court Road) | Haryana: Faridabad (Railway Station Road)

Address:  
 32, 40/125, Doddabangla Village, Neeladri Main Road,  
 Neeladri Nagar, Electronic city, Bengaluru,  
 Karnataka- 560034

  
 1860 500 7788  
 www.apolloclinic.com

Patient Name : Mr.LISTON FELIX MENDONSA	Collected : 09/Nov/2024 08:27AM
Age/Gender : 33 Y 9 M 8 D/M	Received : 09/Nov/2024 04:15PM
UHID/MR No : CSAR.0000146263	Reported : 09/Nov/2024 05:13PM
Visit ID : CSAROPV361546	Status : Final Report
Ref Doctor : Self	Sponsor Name : ARCOFEMI HEALTHCARE LIMITED
Emp/Auth/TPA ID : 22S37409	

DEPARTMENT OF BIOCHEMISTRY


ARCOFEMI - MEDIWHEEL - FULL BODY ANNUAL PLUS MALE - 2D ECHO - PAN INDIA - FY2324

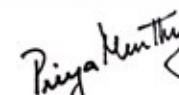
Test Name	Result	Unit	Bio. Ref. Interval	Method
<b>LIPID PROFILE , SERUM</b>				
TOTAL CHOLESTEROL	225	mg/dL	<200	CHO-POD
TRIGLYCERIDES	163	mg/dL	<150	GPO-POD
HDL CHOLESTEROL	41	mg/dL	40-60	Enzymatic Immunoinhibition
NON-HDL CHOLESTEROL	184	mg/dL	<130	Calculated
LDL CHOLESTEROL	151.2	mg/dL	<100	Calculated
VLDL CHOLESTEROL	32.6	mg/dL	<30	Calculated
CHOL / HDL RATIO	5.48		0-4.97	Calculated
ATHEROGENIC INDEX (AIP)	0.24		<0.11	Calculated

**Comment:**

Reference Interval as per National Cholesterol Education Program (NCEP) Adult Treatment Panel III Report.

	Desirable	Borderline High	High	Very High
TOTAL CHOLESTEROL	< 200	200 - 239	≥ 240	
TRIGLYCERIDES	<150	150 - 199	200 - 499	≥ 500
LDL	Optimal < 100 Near Optimal 100-129	130 - 159	160 - 189	≥ 190
HDL	≥ 60			
NON-HDL CHOLESTEROL	Optimal <130; Above Optimal 130-159	160-189	190-219	>220

  
**Dr. Govinda Raju N L**  
 MSc, PhD (Biochemistry)  
 Consultant Biochemistry

  
**Dr Priya Murthy**  
 M.B.B.S, M.D (Pathology)  
 Consultant Pathologist



THIS TEST HAS BEEN PERFORMED AT APOLLO HEALTH AND LIFESTYLE LIMITED- RRL BANGALORE  
 SIN No: SAR241100372

**Apollo Health and Lifestyle Limited**

Regd. Office: 1-10-60/62, Ashoka Raghupathi Chambers, 5th Floor, Begumpet, Hyderabad, Telangana - 500 016 |  
 www.apollohl.com | Email ID: enquiry@apollohl.com, Ph No: 040-4904 7777, Fax No: 4904 7744

APOLLO CLINICS NETWORK

Telangana: Hyderabad (AS Rao Nagar | Chanda Nagar | Kondapur | Nallakunta | Nizampet | Manikonda | Uppal) | Andhra Pradesh: Vizag (Seethamma Peta) | Karnataka: Bangalore (Basavanagudi | Bellandur | Electronics City | Fraser Town | HSR Layout | Indira Nagar | JP Nagar | Kundalahalli | Koramangala | Sarjapur Road) | Mysore (VV Mohalla) | Tamilnadu: Chennai (Annanagar | Kotturpuram | Mogappair | T Nagar | Valasaravakkam | Velachery) | Maharashtra: Pune (Aundh | Nigdi Pradhikaran | Viman Nagar | Wanowrie) | Uttar Pradesh: Ghaziabad (Indrapuram) | Gujarat: Ahmedabad (Satellite) | Punjab: Amritsar (Court Road) | Haryana: Faridabad (Railway Station Road)

Address:  
 32, 100/125, Doddabangla Village, Neeladri Main Road,  
 Neeladri Nagar, Electronic city, Bengaluru,  
 Karnataka - 560034

  
 1860 500 7788  
 www.apolloclinic.com

Patient Name : Mr.LISTON FELIX MENDONSA	Collected : 09/Nov/2024 08:27AM
Age/Gender : 33 Y 9 M 8 D/M	Received : 09/Nov/2024 04:15PM
UHID/MR No : CSAR.0000146263	Reported : 09/Nov/2024 05:13PM
Visit ID : CSAROPV361546	Status : Final Report
Ref Doctor : Self	Sponsor Name : ARCOFEMI HEALTHCARE LIMITED
Emp/Auth/TPA ID : 22S37409	

DEPARTMENT OF BIOCHEMISTRY

ARCOFEMI - MEDIWHEEL - FULL BODY ANNUAL PLUS MALE - 2D ECHO - PAN INDIA - FY2324

Test Name	Result	Unit	Bio. Ref. Interval	Method
<b>LIVER FUNCTION TEST (LFT) , SERUM</b>				
BILIRUBIN, TOTAL	0.70	mg/dL	0.3-1.2	DPD
BILIRUBIN CONJUGATED (DIRECT)	0.09	mg/dL	<0.2	DPD
BILIRUBIN (INDIRECT)	0.61	mg/dL	0.0-1.1	Dual Wavelength
ALANINE AMINOTRANSFERASE (ALT/SGPT)	<b>74</b>	U/L	<50	IFCC
ASPARTATE AMINOTRANSFERASE (AST/SGOT)	40.0	U/L	<50	IFCC
AST (SGOT) / ALT (SGPT) RATIO (DE RITIS)	0.5		<1.15	Calculated
ALKALINE PHOSPHATASE	65.00	U/L	30-120	IFCC
PROTEIN, TOTAL	8.01	g/dL	6.6-8.3	Biuret
ALBUMIN	4.72	g/dL	3.5-5.2	BROMO CRESOL GREEN
GLOBULIN	3.29	g/dL	2.0-3.5	Calculated
A/G RATIO	1.43		0.9-2.0	Calculated

**Comment:**

LFT results reflect different aspects of the health of the liver, i.e., hepatocyte integrity (AST & ALT), synthesis and secretion of bile (Bilirubin, ALP), cholestasis (ALP, GGT), protein synthesis (Albumin) Common patterns seen:


1. Hepatocellular Injury:

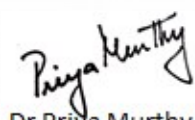
\*AST – Elevated levels can be seen. However, it is not specific to liver and can be raised in cardiac and skeletal injuries.\*ALT – Elevated levels indicate hepatocellular damage. It is considered to be most specific lab test for hepatocellular injury. Values also correlate well with increasing BMI. Disproportionate increase in AST, ALT compared with ALP. AST: ALT (ratio) – In case of hepatocellular injury AST: ALT > 1 In Alcoholic Liver Disease AST: ALT usually >2. This ratio is also seen to be increased in NAFLD, Wilsons’s diseases, Cirrhosis, but the increase is usually not >2.

2. Cholestatic Patten:\*ALP – Disproportionate increase in ALP compared with AST, ALT. ALP elevation also seen in pregnancy, impacted by age and sex.\*Bilirubin elevated- predominantly direct , To establish the hepatic origin correlation with elevated GGT helps.

3. Synthetic function impairment:\*Albumin- Liver disease reduces albumin levels, Correlation with PT (Prothrombin Time) helps.

4. Associated tests for assessment of liver fibrosis - Fibrosis-4 and APRI Index.

  
**Dr.Govinda Raju N L**  
 MSc,PhD(Biochemistry)  
 Consultant Biochemistry

  
**Dr Priya Murthy**  
 M.B.B.S,M.D(Pathology)  
 Consultant Pathologist



THIS TEST HAS BEEN PERFORMED AT APOLLO HEALTH AND LIFESTYLE LIMITED- RRL BANGALORE  
 SIN No: SAR241100372

**Apollo Health and Lifestyle Limited** (CIN - U06110TC2000PH6115819)  
 This test has been performed at Apollo Health & Lifestyle Ltd, RRL BANGALORE Laboratory  
 Regd. Office: 1-10-60/62, Ashoka Raghupathi Chambers, 5th Floor, Begumpet, Hyderabad, Telangana - 500 016 |  
 www.apollohl.com | Email ID: enquiry@apollohl.com, Ph No: 040-4904 7777, Fax No: 4904 7744


Address:  
 32/100/125, Doddabangla Village, Neeladri Main Road,  
 Neeladri Nagar, Electronic city, Bengaluru,  
 Karnataka - 560034

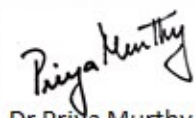
Patient Name : Mr.LISTON FELIX MENDONSA	Collected : 09/Nov/2024 08:27AM
Age/Gender : 33 Y 9 M 8 D/M	Received : 09/Nov/2024 04:15PM
UHID/MR No : CSAR.0000146263	Reported : 09/Nov/2024 05:13PM
Visit ID : CSAROPV361546	Status : Final Report
Ref Doctor : Self	Sponsor Name : ARCOFEMI HEALTHCARE LIMITED
Emp/Auth/TPA ID : 22S37409	

DEPARTMENT OF BIOCHEMISTRY

ARCOFEMI - MEDIWHEEL - FULL BODY ANNUAL PLUS MALE - 2D ECHO - PAN INDIA - FY2324

Test Name	Result	Unit	Bio. Ref. Interval	Method
<b>RENAL PROFILE/KIDNEY FUNCTION TEST (RFT/KFT) , SERUM</b>				
CREATININE	1.03	mg/dL	0.84 - 1.25	Modified Jaffe, Kinetic
UREA	27.00	mg/dL	17-43	GLDH, Kinetic Assay
BLOOD UREA NITROGEN	12.6	mg/dL	8.0 - 23.0	Calculated
URIC ACID	<b>7.58</b>	mg/dL	3.5-7.2	Uricase PAP
CALCIUM	9.40	mg/dL	8.8-10.6	Arsenazo III
PHOSPHORUS, INORGANIC	3.69	mg/dL	2.5-4.5	Phosphomolybdate Complex
SODIUM	<b>134</b>	mmol/L	136-146	ISE (Indirect)
POTASSIUM	4.2	mmol/L	3.5-5.1	ISE (Indirect)
CHLORIDE	103	mmol/L	101-109	ISE (Indirect)
PROTEIN, TOTAL	8.01	g/dL	6.6-8.3	Biuret
ALBUMIN	4.72	g/dL	3.5-5.2	BROMO CRESOL GREEN
GLOBULIN	3.29	g/dL	2.0-3.5	Calculated
A/G RATIO	1.43		0.9-2.0	Calculated

  
**Dr. Govinda Raju N L**  
 MSc, PhD (Biochemistry)  
 Consultant Biochemistry

  
**Dr Priya Murthy**  
 M.B.B.S, M.D (Pathology)  
 Consultant Pathologist



THIS TEST HAS BEEN PERFORMED AT APOLLO HEALTH AND LIFESTYLE LIMITED- RRL BANGALORE

SIN No: SAR241100372

**Apollo Health and Lifestyle Limited**

(CIN - U06110TC2009PLG115819)

Regd. Office: 1-10-60/62, Ashoka Raghupathi Chambers, 5th Floor, Begumpet, Hyderabad, Telangana - 500 016 |

www.apollohl.com | Email ID: enquiry@apollohl.com, Ph No: 040-4904 7777, Fax No: 4904 7744

Address:

32/100/125, Doddabangla Village, Neeladri Main Road, Neeladri Nagar, Electronic city, Bengaluru, Karnataka - 560034

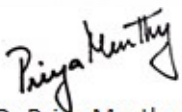


Patient Name : Mr.LISTON FELIX MENDONSA	Collected : 09/Nov/2024 08:27AM
Age/Gender : 33 Y 9 M 8 D/M	Received : 09/Nov/2024 04:15PM
UHID/MR No : CSAR.0000146263	Reported : 09/Nov/2024 05:05PM
Visit ID : CSAROPV361546	Status : Final Report
Ref Doctor : Self	Sponsor Name : ARCOFEMI HEALTHCARE LIMITED
Emp/Auth/TPA ID : 22S37409	

**DEPARTMENT OF BIOCHEMISTRY**

**ARCOFEMI - MEDIWHEEL - FULL BODY ANNUAL PLUS MALE - 2D ECHO - PAN INDIA - FY2324**

Test Name	Result	Unit	Bio. Ref. Interval	Method
<b>GAMMA GLUTAMYL TRANSPEPTIDASE (GGT) , SERUM</b>	21.00	U/L	<55	IFCC



Dr Priya Murthy  
M.B.B.S.,M.D(Pathology)  
Consultant Pathologist



Patient Name : Mr.LISTON FELIX MENDONSA	Collected : 09/Nov/2024 08:27AM
Age/Gender : 33 Y 9 M 8 D/M	Received : 09/Nov/2024 04:26PM
UHID/MR No : CSAR.0000146263	Reported : 09/Nov/2024 06:24PM
Visit ID : CSAROPV361546	Status : Final Report
Ref Doctor : Self	Sponsor Name : ARCOFEMI HEALTHCARE LIMITED
Emp/Auth/TPA ID : 22S37409	

DEPARTMENT OF IMMUNOLOGY

ARCOFEMI - MEDIWHEEL - FULL BODY ANNUAL PLUS MALE - 2D ECHO - PAN INDIA - FY2324


Test Name	Result	Unit	Bio. Ref. Interval	Method
<b>THYROID PROFILE TOTAL (T3, T4, TSH) , SERUM</b>				
TRI-iodothyronine (T3, TOTAL)	1.42	ng/mL	0.7-2.04	CLIA
THYROXINE (T4, TOTAL)	11.71	µg/dL	5.48-14.28	CLIA
THYROID STIMULATING HORMONE (TSH)	2.949	µIU/mL	0.34-5.60	CLIA

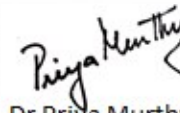
Comment:

<b>For pregnant females</b>	<b>Bio Ref Range for TSH in uIU/ml (As per American Thyroid Association)</b>
First trimester	0.1 - 2.5
Second trimester	0.2 – 3.0
Third trimester	0.3 – 3.0

- TSH is a glycoprotein hormone secreted by the anterior pituitary. TSH activates production of T3 (Triiodothyronine) and its prohormone T4 (Thyroxine). Increased blood level of T3 and T4 inhibit production of TSH.
- TSH is elevated in primary hypothyroidism and will be low in primary hyperthyroidism. Elevated or low TSH in the context of normal free thyroxine is often referred to as sub-clinical hypo- or hyperthyroidism respectively.
- Both T4 & T3 provides limited clinical information as both are highly bound to proteins in circulation and reflects mostly inactive hormone. Only a very small fraction of circulating hormone is free and biologically active.
- Significant variations in TSH can occur with circadian rhythm, hormonal status, stress, sleep deprivation, medication & circulating antibodies.

TSH	T3	T4	FT4	Conditions
High	Low	Low	Low	Primary Hypothyroidism, Post Thyroidectomy, Chronic Autoimmune Thyroiditis
High	N	N	N	Subclinical Hypothyroidism, Autoimmune Thyroiditis, Insufficient Hormone Replacement Therapy.
N/Low	Low	Low	Low	Secondary and Tertiary Hypothyroidism
Low	High	High	High	Primary Hyperthyroidism, Goitre, Thyroiditis, Drug effects, Early Pregnancy
Low	N	N	N	Subclinical Hyperthyroidism
Low	Low	Low	Low	Central Hypothyroidism, Treatment with Hyperthyroidism
Low	N	High	High	Thyroiditis, Interfering Antibodies
N/Low	High	N	N	T3 Thyrotoxicosis, Non thyroidal causes

  
**Dr. Govinda Raju N L**  
 MSc, PhD (Biochemistry)  
 Consultant Biochemistry

  
**Dr Priya Murthy**  
 M.B.B.S, M.D (Pathology)  
 Consultant Pathologist



THIS TEST HAS BEEN PERFORMED AT APOLLO HEALTH AND LIFESTYLE LIMITED- RRL BANGALORE  
 SIN No: SAR241100379

**Apollo Health and Lifestyle Limited** (CIN - U061107C2800PH6115849)  
 This test has been performed at Apollo Health & Lifestyle Ltd, RRL BANGALORE Laboratory  
 Regd. Office: 1-10-60/62, Ashoka Raghupathi Chambers, 5th Floor, Begumpet, Hyderabad, Telangana - 500 016 |  
 www.apollohl.com | Email ID: enquiry@apollohl.com, Ph No: 040-4904 7777, Fax No: 4904 7744

Address:  
 Apollo Health and Lifestyle Limited, Apollo Health and Lifestyle Ltd, RRL BANGALORE Laboratory,  
 Neeladri Nagar, Electronic city, Bengaluru,  
 Karnataka - 560034

  
 1860 500 7788  
 www.apolloclinic.com

**APOLLO CLINICS NETWORK**  
 Telangana: Hyderabad (AS Rao Nagar | Chanda Nagar | Kondapur | Nallakunta | Nizampet | Manikonda | Uppal) | Andhra Pradesh: Vizag (Seethamma Peta) | Karnataka: Bangalore (Basavanagudi | Bellandur | Electronics City | Fraser Town | HSR Layout | Indira Nagar | JP Nagar | Kundalahalli | Koramangala | Sarjapur Road) | Mysore (VV Mohalla) | Tamilnadu: Chennai (Annanagar | Kotturpuram | Mogappair | T Nagar | Valasaravakkam | Velachery) | Maharashtra: Pune (Aundh | Nigdi Pradhikaran | Viman Nagar | Wanowrie) | Uttar Pradesh: Ghaziabad (Indrapuram) | Gujarat: Ahmedabad (Satellite) | Punjab: Amritsar (Court Road) | Haryana: Faridabad (Railway Station Road)

Patient Name : Mr.LISTON FELIX MENDONSA	Collected : 09/Nov/2024 08:27AM
Age/Gender : 33 Y 9 M 8 D/M	Received : 09/Nov/2024 04:26PM
UHID/MR No : CSAR.0000146263	Reported : 09/Nov/2024 06:24PM
Visit ID : CSAROPV361546	Status : Final Report
Ref Doctor : Self	Sponsor Name : ARCOFEMI HEALTHCARE LIMITED
Emp/Auth/TPA ID : 22S37409	

**DEPARTMENT OF IMMUNOLOGY**

**ARCOFEMI - MEDIWHEEL - FULL BODY ANNUAL PLUS MALE - 2D ECHO - PAN INDIA - FY2324**

High	High	High	High	Pituitary Adenoma; TSHoma/Thyrotropinoma
------	------	------	------	--

*Govinda Raju*  
**Dr.Govinda Raju N L**  
 MSc,PhD(Biochemistry)  
 Consultant Biochemistry

*Priya Murthy*  
**Dr Priya Murthy**  
 M.B.B.S,M.D(Pathology)  
 Consultant Pathologist



THIS TEST HAS BEEN PERFORMED AT APOLLO HEALTH AND LIFESTYLE LIMITED- RRL BANGALORE  
 SIN No: SAR241100379

**Apollo Health and Lifestyle Limited**

(CIN - U06110TC2000PHG115819)  
 Regd. Office: 1-10-60/62, Ashoka Raghupathi Chambers, 5th Floor, Begumpet, Hyderabad, Telangana - 500 016 |  
 www.apollohl.com | Email ID: enquiry@apollohl.com, Ph No: 040-4904 7777, Fax No: 4904 7744

Address:  
 32/100/125, Doddabangla Village, Neeladri Main Road,  
 Neeladri Nagar, Electronic city, Bengaluru,  
 Karnataka - 560034

 **1860 500 7788**  
[www.apolloclinic.com](http://www.apolloclinic.com)

Patient Name : Mr.LISTON FELIX MENDONSA	Collected : 09/Nov/2024 08:27AM
Age/Gender : 33 Y 9 M 8 D/M	Received : 09/Nov/2024 01:14PM
UHID/MR No : CSAR.0000146263	Reported : 09/Nov/2024 01:59PM
Visit ID : CSAROPV361546	Status : Final Report
Ref Doctor : Self	Sponsor Name : ARCOFEMI HEALTHCARE LIMITED
Emp/Auth/TPA ID : 22S37409	


DEPARTMENT OF CLINICAL PATHOLOGY

ARCOFEMI - MEDIWHEEL - FULL BODY ANNUAL PLUS MALE - 2D ECHO - PAN INDIA - FY2324

Test Name	Result	Unit	Bio. Ref. Interval	Method
<b>COMPLETE URINE EXAMINATION (CUE) , URINE</b>				
<b>PHYSICAL EXAMINATION</b>				
COLOUR	YELLOW		PALE YELLOW	Visual
TRANSPARENCY	CLEAR		CLEAR	Physical Measurement
pH	5.5		5-7.5	Double Indicator
SP. GRAVITY	1.025		1.002-1.030	Bromothymol Blue
<b>BIOCHEMICAL EXAMINATION</b>				
URINE PROTEIN	NEGATIVE		NEGATIVE	Protein Error Of Indicator
GLUCOSE	NEGATIVE		NEGATIVE	Glucose Oxidase
URINE BILIRUBIN	NEGATIVE		NEGATIVE	Azo Coupling Reaction
URINE KETONES (RANDOM)	NEGATIVE		NEGATIVE	Sodium Nitro Prusside
UROBILINOGEN	NORMAL		NORMAL	Modified Ehrlich Reaction
NITRITE	NEGATIVE		NEGATIVE	Diazotization
LEUCOCYTE ESTERASE	NEGATIVE		NEGATIVE	Leucocyte Esterase
<b>CENTRIFUGED SEDIMENT WET MOUNT AND MICROSCOPY</b>				
PUS CELLS	2-3	/hpf	0-5	Microscopy
EPITHELIAL CELLS	1-2	/hpf	<10	Microscopy
RBC	NIL	/hpf	0-2	Microscopy
CASTS	NIL		0-2 Hyaline Cast	Microscopy
CRYSTALS	ABSENT		ABSENT	Microscopy

**Comment:**

All urine samples are checked for adequacy and suitability before examination. All abnormal chemical examination are rechecked and verified by manual methods. Microscopy findings are reported as an average of 10 high power fields.

  
**Dr. Rajalakshmi D**  
 M.B.B.S,M.D  
 Consultant Pathologist

  
**Dr. Vidya Aniket Gore**  
 M.B.B.S,M.D(Pathology)  
 Consultant Pathologist



THIS TEST HAS BEEN PERFORMED AT APOLLO HEALTH

**Apollo Health and Lifestyle Limited** (CIN - 063110132000FL110017)  
 Registered Office: SAR 24410376 Pathi Chambers, 5th Floor, Begumpet, Hyderabad, Telangana - 500 016 |  
 www.apollohl.com | Email ID: enquiry@apollohl.com, Ph No: 040-4904 7777, Fax No: 4904 7744  
 This test has been performed at Apollo Health & Lifestyle Ltd, RRL BANGALORE Laboratory

Address:  
 323/100/123, Doddathangur Village, Neeladri Main Road,  
 Neeladri Nagar, Electronic city, Bengaluru,  
 Karnataka - 560034


  
**1860 500 7788**  
 www.apolloclinic.com

Patient Name : Mr.LISTON FELIX MENDONSA	Collected : 09/Nov/2024 08:27AM
Age/Gender : 33 Y 9 M 8 D/M	Received : 09/Nov/2024 05:50PM
UHID/MR No : CSAR.0000146263	Reported : 09/Nov/2024 06:47PM
Visit ID : CSAROPV361546	Status : Final Report
Ref Doctor : Self	Sponsor Name : ARCOFEMI HEALTHCARE LIMITED
Emp/Auth/TPA ID : 22S37409	

DEPARTMENT OF CLINICAL PATHOLOGY

ARCOFEMI - MEDIWHEEL - FULL BODY ANNUAL PLUS MALE - 2D ECHO - PAN INDIA - FY2324

Test Name	Result	Unit	Bio. Ref. Interval	Method
URINE GLUCOSE(POST PRANDIAL)	NEGATIVE		NEGATIVE	GOD-POD

  
**Dr. Rajalakshmi D**  
 M.B.B.S,M.D  
 Consultant Pathologist

  
**Dr. Vidya Aniket Gore**  
 M.B.B.S,M.D(Pathology)  
 Consultant Pathologist



THIS TEST HAS BEEN PERFORMED AT APOLLO HEALTH

**Apollo Health and Lifestyle Limited** (CIN - 063110132000PLC115017)  
 Registered Office: 24th Floor, Pathi Chambers, 5th Floor, Begumpet, Hyderabad, Telangana - 500 016 |  
 www.apollohl.com | Email ID: enquiry@apollohl.com, Ph No: 040-4904 7777, Fax No: 4904 7744  
 APOLLO CLINICS NETWORK

Address:  
 323/100/123, Doddathangur Village, Neeladri Main Road,  
 Neeladri Nagar, Electronic city, Bengaluru,  
 Karnataka - 560 034

 **1860 500 7788**  
[www.apolloclinic.com](http://www.apolloclinic.com)

Telangana: Hyderabad (AS Rao Nagar | Chanda Nagar | Kondapur | Nallakunta | Nizampet | Manikonda | Uppal) | Andhra Pradesh: Vizag (Seethamma Peta) | Karnataka: Bangalore (Basavanagudi | Bellandur | Electronics City | Fraser Town | HSR Layout | Indira Nagar | JP Nagar | Kundalahalli | Koramangala | Sarjapur Road) | Mysore (VV Mohalla) | Tamilnadu: Chennai (Annanagar | Kotturpuram | Mogappair | T Nagar | Valasaravakkam | Velachery) | Maharashtra: Pune (Aundh | Nigdi Pradhikaran | Viman Nagar | Wanowrie) | Uttar Pradesh: Ghaziabad (Indrapuram) | Gujarat: Ahmedabad (Satellite) | Punjab: Amritsar (Court Road) | Haryana: Faridabad (Railway Station Road)

Patient Name : Mr.LISTON FELIX MENDONSA	Collected : 09/Nov/2024 08:27AM
Age/Gender : 33 Y 9 M 8 D/M	Received : 09/Nov/2024 01:14PM
UHID/MR No : CSAR.0000146263	Reported : 09/Nov/2024 03:19PM
Visit ID : CSAROPV361546	Status : Final Report
Ref Doctor : Self	Sponsor Name : ARCOFEMI HEALTHCARE LIMITED
Emp/Auth/TPA ID : 22S37409	

DEPARTMENT OF CLINICAL PATHOLOGY

ARCOFEMI - MEDIWHEEL - FULL BODY ANNUAL PLUS MALE - 2D ECHO - PAN INDIA - FY2324


Test Name	Result	Unit	Bio. Ref. Interval	Method
URINE GLUCOSE(FASTING)	NEGATIVE		NEGATIVE	GOD-POD

\*\*\* End Of Report \*\*\*

Result/s to Follow:  
PERIPHERAL SMEAR



Dr. Vidya Aniket Gore  
M.B.B.S,M.D(Pathology)  
Consultant Pathologist



Dr Priya Murthy  
M.B.B.S,M.D(Pathology)  
Consultant Pathologist

AND LIFESTYLE LIMITED- RRL BANGALORE



Patient Name : Mr.LISTON FELIX MENDONSA  
 Age/Gender : 33 Y 9 M 8 D/M  
 UHID/MR No : CSAR.0000146263  
 Visit ID : CSAROPV361546  
 Ref Doctor : Self  
 Emp/Auth/TPA ID : 22S37409


Collected : 09/Nov/2024 08:27AM  
 Received : 09/Nov/2024 01:14PM  
 Reported : 09/Nov/2024 03:19PM  
 Status : Final Report  
 Sponsor Name : ARCOFEMI HEALTHCARE LIMITED

**TERMS AND CONDITIONS GOVERNING THIS REPORT**

1. Reported results are for information and interpretation of the referring doctor or such other medical professionals, who understand reporting units, reference ranges and limitation of technologies. Laboratories not be responsible for any interpretation whatsoever.
2. It is presumed that the tests performed are, on the specimen / sample being to the patient named or identified and the verifications of particulars have been confirmed by the patient or his / her representative at the point of generation of said specimen.
3. The reported results are restricted to the given specimen only. Results may vary from lab to lab and from time to time for the same parameter for the same patient (within subject biological variation).
4. The patient details along with their results in certain cases like notifiable diseases and as per local regulatory requirements will be communicated to the assigned regulatory bodies.
5. The patient samples can be used as part of internal quality control, test verification, data analysis purposes within the testing scope of the laboratory.
6. This report is not valid for medico legal purposes. It is performed to facilitate medical diagnosis only.



**Dr. Vidya Aniket Gore**  
 M.B.B.S,M.D(Pathology)  
 Consultant Pathologist



**Dr Priya Murthy**  
 M.B.B.S,M.D(Pathology)  
 Consultant Pathologist

AND LIFESTYLE LIMITED- RRL BANGALORE



Regd. Office: CSAR 24/11/09/77 Pathi Chambers, 5th Floor, Begumpet, Hyderabad, Telangana - 500 016 |  
 www.apollohl.com | Email ID: enquiry@apollohl.com, Ph No: 040-4904 7777, Fax No: 4904 7744

Address:  
 323/100/123, Doddathangur Village, Neeladri Main Road,  
 Neeladri Nagar, Electronic city, Bengaluru,  
 Karnataka - 560034

**1860 500 7788**  
 www.apolloclinic.com

**APOLLO CLINICS NETWORK**  
 Telangana: Hyderabad (AS Rao Nagar | Chanda Nagar | Kondapur | Nallakunta | Nizampet | Manikonda | Uppal) | Andhra Pradesh: Vizag (Seethamma Peta) | Karnataka: Bangalore (Basavanagudi | Bellandur | Electronics City | Fraser Town | HSR Layout | Indira Nagar | JP Nagar | Kundalahalli | Koramangala | Sarjapur Road) | Mysore (VV Mohalla) | Tamilnadu: Chennai (Annanagar | Kotturpuram | Mogappair | T Nagar) | Valasaravakkam | Velachery) | Maharashtra: Pune (Aundh | Nigdi Pradhikaran | Viman Nagar | Wanowrie) | Uttar Pradesh: Ghazlabad (Indrapuram) | Gujarat: Ahmedabad (Satellite) | Punjab: Amritsar (Court Road) | Haryana: Faridabad (Railway Station Road)

---

Patient Mr. Liston Felix Mendonsa  
Age/Gender 33Y | Male  
UHID CSAR.0000146263

Appt ID CSARAPT6459  
Consult Date 14 Nov 2024  
Order Bill ID CSAR-OCR-49764  
Visit Display ID CSAROPV361546

---

## VITALS

---

Weight : 94.3Kgs  
Pulse : 87 BPM  
BP : 139 / 86 MmHg  
Temperature : 98.6 °F

Height : 185Cms  
Spo2 : 98%  
Respiratory Rate : 22 BPM



---

Patient Mr. Liston Felix Mendonsa  
Age/Gender 33Y | Male  
UHID CSAR.0000146263

Appt ID CSARAPT6460  
Consult Date 14 Nov 2024  
Order Bill ID CSAR-OCR-49764  
Visit Display ID CSAROPV361546

---

## VITALS

---

Weight : 94.3Kgs  
Pulse : 87 BPM  
BP : 139 / 86 MmHg  
Temperature : 98.6 °F

Height : 185Cms  
Spo2 : 98%  
Respiratory Rate : 22 BPM

---

Patient Mr. Liston Felix Mendonsa  
Age/Gender 33Y | Male  
UHID CSAR.0000146263

Appt ID CSARAPT6461  
Consult Date 14 Nov 2024  
Order Bill ID CSAR-OCR-49764  
Visit Display ID CSAROPV361546

---

## VITALS

---

Weight : 94.3Kgs  
Pulse : 87 BPM  
BP : 139 / 86 MmHg  
Temperature : 98.6 °F

Height : 185Cms  
Spo2 : 98%  
Respiratory Rate : 22 BPM

---

Patient Mr. Liston Felix Mendonsa  
Age/Gender 33Y | Male  
UHID CSAR.0000146263

Appt ID CSARAPT6462  
Consult Date 14 Nov 2024  
Order Bill ID CSAR-OCR-49764  
Visit Display ID CSAROPV361546

---

## VITALS

---

Weight : 94.3Kgs  
Pulse : 87 BPM  
BP : 139 / 86 MmHg  
Temperature : 98.6 °F

Height : 185Cms  
Spo2 : 98%  
Respiratory Rate : 22 BPM

---

Patient Name	: Mr. Liston Felix Mendonsa	Age	: 33Yrs 9Mths 9Days
UHID	: CSAR.0000146263	OP Visit No.	: CSAROPV361546
Printed On	: 09-11-2024 10:15 AM	Advised/Pres Doctor	: --
Department	: Radiology	Qualification	: --
Referred By	: Self	Registration No.	: --
Employeer Id	: 22S37409		

---

## DEPARTMENT OF RADIOLOGY

---

### ULTRASONOGRAPHY OF ABDOMEN & PELVIS

**LIVER** : Normal in size & echotexture moderately increased. No focal lesion seen. No intra hepatic biliary duct dilatation. Portal & hepatic veins appears normal. CBD is not dilated.

**GALL BLADDER** :Minimally distended.

**PANCREAS** : Obscured by bowel gas. However the visualized parts of the pancreas appear grossly normal. Para-Aortic areas could not be seen.

**SPLEEN** : Normal in size and echotexture normal. No focal / diffuse lesions.

**KIDNEYS** : RIGHT KIDNEY : 11.5 x 4.2cms, LEFT KIDNEY : 11.5 x 4.7cms, normal parenchymal thickness. Both kidneys are normal in size and echotexture. No calculi. No pelvicalyceal dilatation on both sides. Corticomedullary differentiation is well maintained.

**URINARY BLADDER** : Moderately distended. No intraluminal calculi/mass lesion seen.

**PROSTATE** : Normal in size & echotexture.

**IMPRESSION** : **Grade II fatty liver.**

( The sonography findings should always be considered in correlation with the clinical and other investigation findings where applicable ).It is only a professional opinion. Not

---

---

valid for medico-legal purpose ) Higher imaging techniques to be done, depending on the condition of the patient, if clinically needed.

---End Of The Report---

Dr. RAMESH G  
MBBS, DMRD  
27462  
Radiology

Patient Name	: Mr. Liston Felix Mendonsa	Age	: 33Yrs 9Mths 9Days
UHID	: CSAR.0000146263	OP Visit No.	: CSAROPV361546
Printed On	: 09-11-2024 06:53 AM	Advised/Pres Doctor	: --
Department	: Cardiology	Qualification	: --
Referred By	: Self	Registration No.	: --
Employer Id	: 22S37409		

## DEPARTMENT OF CARDIOLOGY

### 2D, TISSUE AND COLOR DOPPLER ECHOCARDIOGRAPHY REPORT

#### MEASUREMENTS

##### Vital Signs and Body Measurements

HR bpm B.P mmHg Height mm Weight kg BSA m<sup>2</sup>

##### M – Mode (Parasternal view)

##### Conventional and Tissue Doppler

AO <b>30</b> mm	LVID – d	<b>40</b> mm	Mitral Valve	<b>E : 0.6 A : 0.8</b> m/sec
LA <b>34</b> mm	LVID – s	<b>26</b> mm	Aortic Valve	<b>0.8</b> – m/sec
	IVS – d	<b>10</b> mm	Pulmonary Valve	<b>0.8</b> – m/sec
	PW – d	<b>10</b> mm	E' Septal (TDI)	<b>0.12</b> – mm/sec
	EF–	<b>60</b> %	E' Lateral (TDI)	<b>0.14</b> – mm/sec

**DESCRIPTIVE FINDINGS:** Technically Adequate Study. Normal sinus rhythm During Study

RIGHT ATRIUM	Normal in Size
LEFT ATRIUM	Normal in Size
RIGHT VENTRICLE	Normal in Size TAPSE > 18 mm
LEFT VENTRICLE	Normal in Size
WALL MOTION ANALYSIS	No RWMA
TRICUSPID VALVE	Normal, PASP= 10 mmHg
MITRAL VALVE	Normal
PULMONIC VALVE	Normal
AORTIC VALVE	Normal
IAS & IVS	Intact
AORTA	Normal in Size
SYSTEMIC & PULMONARY VEINS	Normally Draining
IVC	Normal

---

PERICARDIUM	Normal
OTHERS	No Intra Cardiac Thrombus, Tumour or Vegetation

**IMPRESSION:**

Cardiac Chambers & valves are normal

No RWMA

Normal Left Ventricular Systolic Function (LVEF- 60 %)

Trivial TR ,NO PAH

No clot vegetation/pericardial effusion

**Dr. SUMANJITA BORA,MBBS AMC.PGDCC(Cardiology)**  
**CONSULTANT CARDIOLOGIST**

---End Of The Report---



Dr. SUMANJITA BORA  
MBBS, PGDCC  
MCI-IMR-13/903  
Cardiology

Patient Name	: Mr. Liston Felix Mendonsa	Age	: 33Yrs 9Mths 9Days
UHID	: CSAR.0000146263	OP Visit No.	: CSAROPV361546
Printed On	: 09-11-2024 06:54 AM	Advised/Pres Doctor	: --
Department	: Cardiology	Qualification	: --
Referred By	: Self	Registration No.	: --
Employeer Id	: 22S37409		

## DEPARTMENT OF CARDIOLOGY

### Observation :-


1. Normal Sinus Rhythm.
2. Heart rate is Normal
3. No pathological Q wave or ST-T changes seen.
4. Normal P,QRS,T waves and axis.
5. No evidence of chamber, hypertrophy or enlargement seen.

### Impression:-

NORMAL RESTING ECG.

**NOTE:-KINDLY TAKE A PHOTOCOPY OF THE GRAPH FOR FUTURE REFERENCE IF NEEDED**

---End Of The Report---



Dr. SUMANJITA BORA  
MBBS, PGDCC  
MCI-IMR-13/903  
Cardiology



**APOLLO CLINIC  
CONSENT FORM**

Patient name Liston Felix Mendousa Age 33 yrs.

UHID Number \_\_\_\_\_ Company Name \_\_\_\_\_

I Mr/Mrs/Ms \_\_\_\_\_ Employee of \_\_\_\_\_

*Diet* *fitness by gp.* Skippy X-ray, Denal, Eye check, ENT  
Company want to inform u that I am not interested in getting \_\_\_\_\_

.....And I claim the above statement in my full Consciousness.

Patient signature  Date \_\_\_\_\_

1914

1914

1914

1914

Name : Mr. Liston Felix Mendonsa

Age : 33Y 9M 8D

UHID : CSAR.0000146263

Address : Carmelaram Bangalore Rural Karnataka INDIA 560035

sex : Male



CSAR.0000146263

Plan : ARCOFEMI MEDIWHEEL MALE AHC CREDIT  
PAN INDIA OP AGREEMENT

OP No: CSAROPV361546

Bill No: CSAR-OCR-49764

Date: Nov 9th, 2024, 8:11 AM

Sno.	Service Type/Service Name	Department	
1	ARCOFEMI - MEDIWHEEL - FULL BODY ANNUAL PLUS MALE - 2D ECHO - PAN INDIA - FY2324		
1	DENTAL CONSULTATION - 15	Consultation	<input type="checkbox"/>
2	ENT CONSULTATION - 3 10:30am	Consultation	<input type="checkbox"/>
3	FITNESS BY GENERAL PHYSICIAN - After reports	Consultation	<input type="checkbox"/>
4	OPHTHAL BY GENERAL PHYSICIAN - Idriskli Skip	Consultation	<input type="checkbox"/>
5	GAMMA GLUTAMYL TRANSFERASE (GGT)	Biochemistry	<input type="checkbox"/>
6	LIPID PROFILE	Biochemistry	<input type="checkbox"/>
7	HBA1c, GLYCATED HEMOGLOBIN	Biochemistry	<input type="checkbox"/>
8	GLUCOSE, POST PRANDIAL (PP), 2 HOURS (POST MEAL)	Biochemistry	<input type="checkbox"/>
9	GLUCOSE, FASTING	Biochemistry	<input type="checkbox"/>
10	PERIPHERAL SMEAR	Haematology	<input type="checkbox"/>
11	HEMOGRAM + PERIPHERAL SMEAR	Haematology	<input type="checkbox"/>
12	BLOOD GROUP ABO AND RH FACTOR	Blood Bank	<input type="checkbox"/>
13	COMPLETE URINE EXAMINATION	Clinical Pathology	<input type="checkbox"/>
14	RENAL PROFILE/RENAL FUNCTION TEST (RFT/KFT)	Biochemistry	<input type="checkbox"/>
15	THYROID PROFILE (TOTAL T3, TOTAL T4, TSH)	Biochemistry	<input type="checkbox"/>
16	ULTRASOUND - WHOLE ABDOMEN - 18	Ultrasound Radiology	<input type="checkbox"/>
17	X-RAY CHEST PA - 9 Skip	X Ray Radiology	<input type="checkbox"/>
18	URINE GLUCOSE(POST PRANDIAL)	Clinical Pathology	<input type="checkbox"/>
19	URINE GLUCOSE(FASTING)	Clinical Pathology	<input type="checkbox"/>
20	LIVER FUNCTION TEST (LFT)	Biochemistry	<input type="checkbox"/>
21	2 D ECHO - 18 10:00 am	Cardiology	<input type="checkbox"/>
22	ECG - 10	Cardiology	<input type="checkbox"/>
23	BODY MASS INDEX (BMI)	General	<input type="checkbox"/>
24	DIET CONSULTATION - After reports	General	<input type="checkbox"/>

25, physio-02

wt? 94-3 kg  
Ht? 185 cm  
BP? 139/86 mmHg  
PL? 876 Lm  
BUN? 27-5

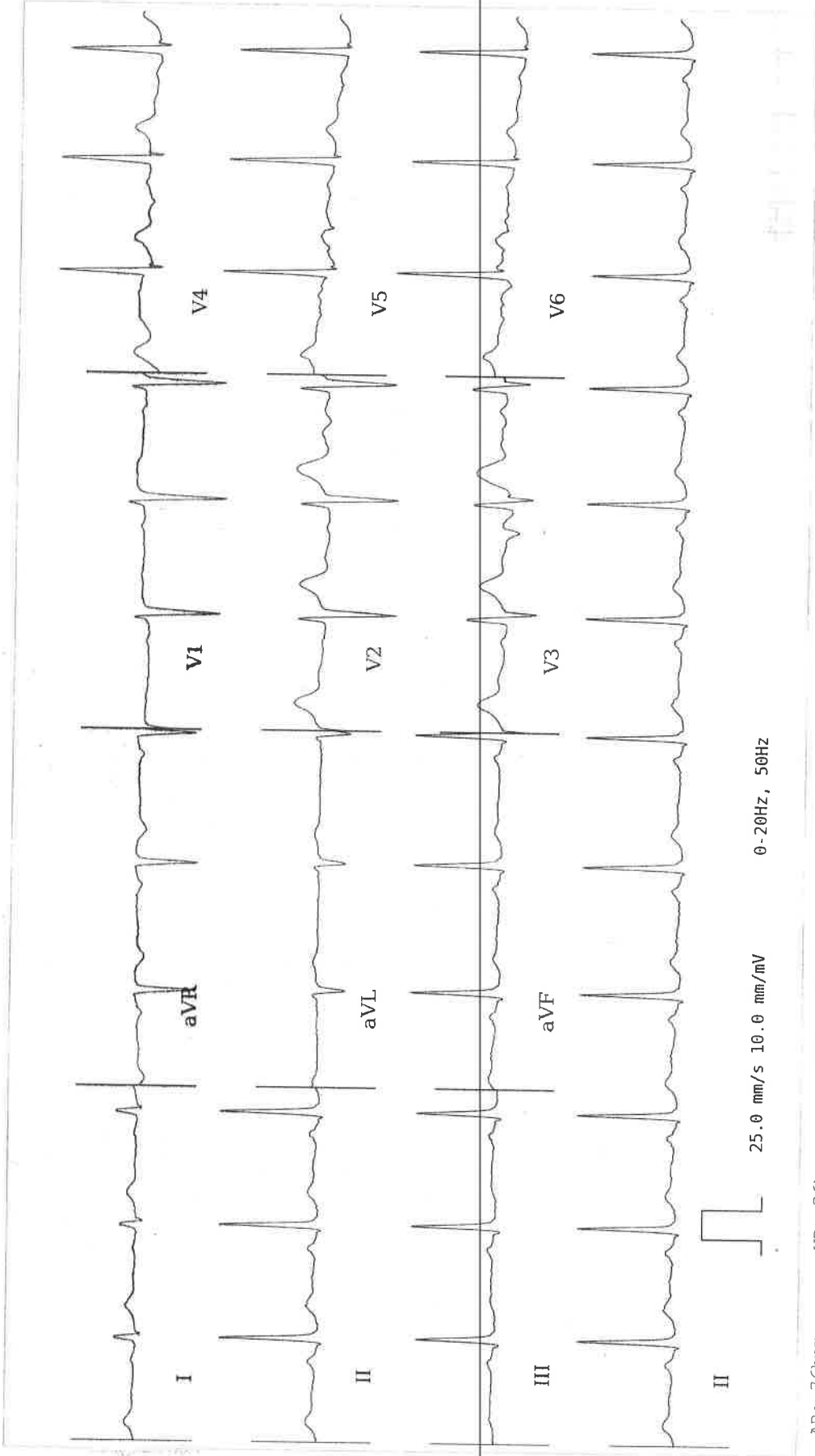




**Apollo Clinic, Kaikondrahalli**

Age / Gender: 33/Male  
Patient ID: LISTON

Date and Time: 9th Nov 24 11:02 AM



**ECG Within Normal Limits: Poor Quality ECG, interpretation may be impaired, Sinus Rhythm. Please correlate clinically.**

REPORTED BY

Dr. A. Saras Monikka

Disclaimer: Analysis in this report is based on ECG alone and should only be used as an adjunct to clinical history, symptoms and results of other invasive and non-invasive tests and must be interpreted by a qualified physician.



2D, TISSUE AND COLOR DOPPLER ECHOCARDIOGRAPHY REPORT



NAME	MR. Liston Felix Mendonsa	DATE: 09/11/2024	
AGE	33 YEARS	GENDER	Male
REF BY	DR. SUMANJITA BORA	ID	146263

MEASUREMENTS

Vital Signs and Body Measurements									
HR	bpm	B.P	mmHg	Height	mm	Weight	kg	BSA	m <sup>2</sup>
M - Mode (Parasternal view)					Conventional and Tissue Doppler				
AO	30	mm	LVID - d	40	mm	Mitral Valve	E : 0.6	A : 0.8	m/sec
LA	34	mm	LVID - s	26	mm	Aortic Valve	0.8	-	m/sec
			IVS - d	10	mm	Pulmonary Valve	0.8	-	m/sec
			PW - d	10	mm	E' Septal (TDI)	0.12	-	mm/sec
			EF-	60	%	E' Lateral (TDI)	0.14	-	mm/sec

**DESCRIPTIVE FINDINGS:** Technically Adequate Study. Normal sinus rhythm During Study

RIGHT ATRIUM	Normal in Size
LEFT ATRIUM	Normal in Size
RIGHT VENTRICLE	Normal in Size TAPSE > 18 mm
LEFT VENTRICLE	Normal in Size
WALL MOTION ANALYSIS	No RWMA
TRICUSPID VALVE	Normal, PASP= 10 mmHg
MITRAL VALVE	Normal
PULMONIC VALVE	Normal
AORTIC VALVE	Normal
IAS & IVS	Intact
AORTA	Normal in Size
SYSTEMIC & PULMONARY VEINS	Normally Draining
IVC	Normal
PERICARDIUM	Normal
OTHERS	No Intra Cardiac Thrombus, Tumour or Vegetation

**IMPRESSION:**

Cardiac Chambers & valves are normal  
 No RWMA  
 Normal Left Ventricular Systolic Function (LVEF- %)  
 Trivial TR ,NO PAH  
 No clot vegetation/pericardial effusion

**Dr. SUMANJITA BORA, MBBS AMC.PGDCC(Cardiology)  
 CONSULTANT CARDIOLOGIST**

**Apollo Health and Lifestyle Limited**

(CIN - U85110TG2000PLC115819)  
 Regd. Office: 1-10-60/62, Ashoka Raghupathi Chambers, 5th Floor, Begumpet, Hyderabad, Telangana - 500 016.  
 Ph No: 040-4904 7777, Fax No: 4904 7744 | Email ID: enquiry@apollohl.com | www.apollohl.com

**APOLLO CLINICS NETWORK KARNATAKA**

**Bangalore** (Basavanagudi | Bellandur | Electronic City | Fraser Town | HSR Layout | Indira Nagar | JP Nagar | Kundalahalli | Koramangala | Sarjapur Road) **Mysore** (VV Mohalla)

Online appointments: www.apolloclinic.com

TO BOOK AN APPOINTMENT

**1860 500 7788**






 Outlook

Liston Felix Mendonsa

From Ioana Coutinho <coutinhoioana@gmail.com>  
Date Sat 09-11-2024 08:13  
To Sarjapur Apolloclinic <sarjapur@apolloclinic.com>


**आयकर विभाग**  
**INCOME TAX DEPARTMENT**



  
सत्यमेव जयते

**भारत सरकार**  
**GOVT. OF INDIA**

**LISTON FELIX MENDONSA**  
**FELIX MENDONCA**  
12/10/1991

Permanent Account Number  
**BJUPM9051M**

  
Signature

----- Forwarded message -----

From: <noreply@apolloclinics.info>  
Date: Thu, 7 Nov 2024 at 5:19 PM  
Subject: Your appointment is confirmed  
To: <coutinhoioana@gmail.com>  
Cc: <sarjapur@apolloclinic.com>, <Irfanali.s@apolloclinic.com>, <syamsunder.m@apollohl.com>

Dear liston selix mendonsa,

Greetings from Apollo Clinics,

Your corporate health check appointment is confirmed at **SARJAPUR ROAD** clinic on **2024-11-09 at 08:00-08:15**.

भारत सरकार  
GOVT. OF INDIA



आयकर विभाग  
INCOME TAX DEPARTMENT

LISTON FELIX MENDONSA  
FELIX MENDONCA

12/10/1991

Permanent Account Number  
BJUPM9061M

Signature

Payment Mode	
Corporate Name	ARCOFEMI HEALTHCARE LIMITED
Agreement Name	[ARCOFEMI MEDIWHEEL MALE AHC CREDIT PAN INDIA OP AGREEMENT]
Package Name	[ARCOFEMI - MEDIWHEEL - FULL BODY ANNUAL PLUS MALE - 2D ECHO - PAN INDIA - FY2324]

"Kindly carry with you relevant documents such as HR issued authorization letter and or appointment confirmation mail and or valid government ID proof and or company ID card and or voucher as per our agreement with your company or sponsor."

**Note: Video recording or taking photos inside the clinic premises or during camps is not allowed and would attract legal consequences.**

**Note: Also once appointment is booked, based on availability of doctors at clinics tests will happen, any pending test will happen based on doctor availability and clinics will be updating the same to customers.**

**Instructions to be followed for a health check:**

1. Please ensure you are on complete fasting for 10-To-12-Hours prior to check.
2. During fasting time do not take any kind of alcohol, cigarettes, tobacco or any other liquids (except Water) in the morning. If any medications taken, pls inform our staff before health check.
3. Please bring all your medical prescriptions and previous health medical records with you.
4. Kindly Inform our staff, if you have a history of diabetes and cardiac problems.

**For Women:**

1. Pregnant women or those suspecting are advised not to undergo any X-Ray test.
2. It is advisable not to undergo any health check during menstrual cycle.

**For further assistance, please call us on our Help Line #: 1860 500 7788.**

**Clinic Address: GYR CHAMBERS, OPP. SOUTH INDIAN BANK ,  
KAIKONDANAHALLI, SARJAPUR ROAD, BANGALORE – 560034.**

**Contact No: (080) 40900327/40940563/42017340.**

**P.S: Health Check-Up may take 4 - 5hrs for completion on week days & 5 - 6hrs on Saturdays, kindly plan accordingly, Doctor Consultation will be completed after all the Reports are ready.**

**Warm Regards,  
Apollo Clinic**

