



Shree Ram Multispeciality Hospital (SRMH)

Lokah Samasta Sukhino Bhavantu



PT. NAME : MR. NARENRA GAHERWAL
 MOBILE NO : 8827225745 TEST NO 1265
 DOCTOR : DR. AJIT KUMAR
 REFERED BY : SELF

AGE / SEX : 38Y/MALE
 UH ID NO. : SRMH-25011900
 COLLECTION : 30-01-2025
 REPORTING : 30-Jan-2025

25

HAEMATOLOGY

TEST NAME	RESULT	UNIT	NORMAL VALUES
BLOOD GROUPING AND RH TYPING			
BLOOD GROUP	"B"		-
RH FACTOR	Positive		-
CBC (COMPLETE BLOOD COUNT)			
HAEMOGLOBIN (Hb)	13.2	gm%	13.5 - 17.5
TOTAL RBC COUNT	5.25	Million/cumm	4.5 - 5.9
HAEMATOCRIT (PCV)	39.6	%	41.5 - 50.4
RBC INDICES			
MCV	83.9	f l	78 - 96
MCH	25.2	pg	27 - 32
MCHC	30.0	%	33 - 37
RDW	12.1	%	11 - 16
TOTAL WBC COUNT (TLC)	9,700	/cumm	4000 - 11000
DIFFERENTIAL COUNT			
NEUTROPHILS	57	%	40 - 70
LYMPHOCYTES	38	%	22 - 48
EOSINOPHILS	02	%	0 - 6
MONOCYTES	03	%	0 - 8
BASOPHILS	00	%	00 -
PLATELET COUNT	2.26	/cumm	1.50 - 4.50
PCT	0.15	%	0.10 - 0.28
MPV(MEAN PLATELET VOLUME)	12.4	µm ³	8 - 11
PDW	16.7	%	11 - 18

-- End Of Report --

LAB TECHNICIAN

Note : This Report is not for medicolegal purpose

Dr. Dhananjay Prasad
 MBBS, MD (Pathologist)



Near Railway Under Bridge, Basant Vihar Gate No. 1, Gondwara Chowk,
 Gudhiyari, Raipur (Chhattisgarh)

0771-43 43 161, 0771-43 40 162, 8404 8404 79

shreeramhospital.op@gmail.com www.srmhraipur.com



SHREE RAM MULTISPECIALITY HOSPITAL

Lokah Samasta Sukhino Bhavantu

Near Railway Under Bridge, Basant Vihar Gate No. 1, Gondwara Chowk, Gudhiyari, Raipur (C.G.)
Phone: 0771-4343161, 08404840479 Email: Shreeramhospitalop@gmail.com



NAME : MR. NARENRA GAHERWAL
MOBILE NO : 8827225745
DOCTOR : DR. AJIT KUMAR
REFERRED BY : SELF

AGE / SEX : 38Y/MALE
UH ID NO. : SRMH-25011900
COLLECTION : 30-01-2025
REPORTING : 30-Jan-2025

TEST NO
1265

BIOCHEMISTRY

TEST NAME	RESULT	UNIT	NORMAL VALUES
BLOOD SUGAR - RANDOM (BSR/RBS)			
BLOOD SUGAR RANDOM	92.7	mg / dl	70 - 120
HbA1c -Glycosylated hemoglobin			
HbA1c -Glycosylated hemoglobin	4.24	%	Normal Range : <6% Good Control : 6-7% fair Control : 7-8% Unsatisfactory Control : 8-10% Poor Control : >10% - 80 - 120
Estimated average plasma glucose	73.644	mg/dl	

CLINICAL PATHOLOGY

TEST NAME	RESULT	UNIT	NORMAL VALUES
URINE SUGAR FASTING AND PP			
URINE SUGAR RANDOM	Absent		Absent -

HAEMATOLOGY

TEST NAME	RESULT	UNIT	NORMAL VALUES
ESR (ERYTHROCYTE SEDIMENTATION RATE)			
ESR	15	mm at end of 1 h	0 - 20

-- End Of Report --

LAB TECHNICIAN

Note : This Report is not for medicolegal purpose

Dr. Dhananjay Prasad
MBBS, MD (Pathologist)

SHREE RAM MULTISPECIALITY HOSPITAL

Lokah Samasta Sukhino Bhavantu

near Railway Under Bridge, Basant Vihar Gate No. 1, Gondwara Chowk, Gudhiyari, Raipur (C.G.)
Phone: 0771-4343161, 08404840479 Email: Shreeramhospitalop@gmail.com



NAME : MR. NARENRA GAHERWAL
MOBILE NO : 8827225745
DOCTOR : DR. AJIT KUMAR
REFERRED BY : SELF

AGE / SEX : 38Y/MALE
UH ID NO. : SRMH-25011900
COLLECTION : 30-01-2025
REPORTING : 30-Jan-2025

TEST NO
1265

BIOCHEMISTRY

TEST NAME	RESULT	UNIT	NORMAL VALUES
LIVER FUNCTION TEST (LFT)			
BILIRUBIN TOTAL	0.59	mg/dL	0.2 - 1
BILIRUBIN DIRECT	0.35	mg / dl	0.1 - 0.6
BILIRUBIN INDIRECT	0.24	mg / dl	0.1 - 0.4
SGOT	34.2	U / L	0 - 46
SGPT	31.5	U / L	0 - 40
ALKALINE PHOSPHATASE	219.4	U / L	0 - 240
TOTAL PROTEIN	6.92	g / dl	6 - 8
ALBUMIN	3.83	g/dl	3.5 - 5.0
GLOBULIN	3.09	g / dl	2 - 3.5
A/G RATIO	1.25		1 - 2.5

Clinical Significance

Alanine transaminase (ALT)

ALT is an enzyme found in the liver that helps your body metabolize protein. When the liver is damaged, ALT is released into the bloodstream and levels increase.

Aspartate transaminase (AST)

AST is an enzyme that helps metabolize alanine, an amino acid. Like ALT, AST is normally present in blood at low levels. A increase in AST levels may indicate liver damage or disease or muscle damage.

Alkaline phosphatase (ALP)

ALP is an enzyme in the liver, bile ducts and bone. Higher-than-normal levels of ALP may indicate liver damage or disease, such as a blocked bile duct, or certain bone diseases.

Albumin and total protein

Albumin is one of several proteins made in the liver. Your body needs these proteins to fight infections and to perform other functions. Lower-than-normal levels of albumin and total protein might indicate liver damage or disease.

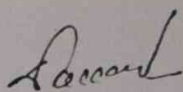
Bilirubin.

Bilirubin is a substance produced during the normal breakdown of red blood cells. Bilirubin passes through the liver and is excreted in stool. Elevated levels of bilirubin (jaundice) might indicate liver damage or disease or certain types of anemia.

-- End Of Report --


LAB TECHNICIAN

Note : This Report is not for medicolegal purpose


Dr. Dhananjay Prasad
MBBS, MD (Pathologist)

SHREE RAM MULTISPECIALITY HOSPITAL

Lokah Samasta Sukhino Bhavantu

Near Railway Under Bridge, Basant Vihar Gate No. 1, Gondwara Chowk, Gudhiyari, Raipur (C.G.)
Phone: 0771-4343161, 08404840479 Email: Shreeramhospitalop@gmail.com



NAME : MR. NARENRA GAHERWAL	AGE / SEX : 38Y/MALE	TEST NO
MOBILE NO : 8827225745	UH ID NO. : SRMH-25011900	1265
DOCTOR : DR. AJIT KUMAR	COLLECTION : 30-01-2025	
REFERED BY : SELF	REPORTING : 30-Jan-2025	

BIOCHEMISTRY

TEST NAME	RESULT	UNIT	NORMAL VALUES
BUN (BLOOD UREA NITROGEN)			
BUN	9.82	mg / dl	7.00 - 20.00
Serum Creatinine	1.17	mg / dl	0.55 - 1.20
BUN / Creatinine Ratio	8.39		10.1 - 20.1


LIPID PROFILE

CHOLESTEROL	198.2	mg / dl	150 - 220
SERUM TRYGLYCERIDE	97.9	mg / dl	60 - 165
HDL	35.9	mg / dl	35 - 80
LDL	162.3	mg/dL	90 - 160
VLDL	19.58	mg/dL	20 - 50
CHOLESTEROL / HDL RATIO	5.52	mg/dL	3.5 - 5.5
LDL/HDL Ratio	4.52	mg / dl	2.5 - 3.5

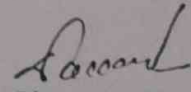
UREA AND CREATININE

SERUM CREATININE	1.17	mg/dL	0.6 - 1.2
SERUM URIC ACID	6.52	mg/dL	3.6 - 7.7

-- End Of Report --


LAB TECHNICIAN

Note : This Report is not for medicolegal purpose


Dr. Dhananjay Prasad
MBBS, MD (Pathologist)

SHREE RAM MULTISPECIALITY HOSPITAL

Lokah Samasta Sukhino Bhavantu

Near Railway Under Bridge, Basant Vihar Gate No. 1, Gondwara Chowk, Gudhiyari, Raipur (C.G.)

Phone: 0771-4343161, 08404840479 Email: Shreeramhospitalop@gmail.com



NAME : MR. NARENRA GAHERWAL
 MOBILE NO : 8827225745
 DOCTOR : DR. AJIT KUMAR
 REFERED BY : SELF

AGE / SEX : 38Y/MALE
 UH ID NO. : SRMH-25011900
 COLLECTION : 30-01-2025
 REPORTING : 30-Jan-2025

TEST NO
 1265

IMMUNOASSAY

TEST NAME	RESULT	UNIT	NORMAL VALUES
SERUM PSA TOTAL			
PSA (TOTAL)	1.73	ng/mL	0 - 4

Clinical Significance :

- An aid in the early detection of Prostate cancer when used in conjunction with Digital rectal examination in males more than 50 years of age and in those with two or more affected first degree relatives.
- Follow up and management of Prostate cancer patients.
- Detect metastatic or persistent disease in patients following surgical or medical treatment of prostate cancer.
- An aid in the early detection of Prostate cancer when used in conjunction with Digital rectal examination in males more than 50 years of age and in those with two or more affected first degree relatives.
- Follow up and management of Prostate cancer patients.
- Detect metastatic or persistent disease in patients following surgical or medical treatment of prostate cancer.

Increased Levels :

- Prostate cancer
- Benign Prostate Hyperplasia
- Prostatitis
- Genitourinary infections
- Prostate cancer
- Benign Prostate Hyperplasia
- Prostatitis
- Genitourinary infections

THYROID PROFILE (T3, T4, TSH)

T3 (TRIIODOTHYRONINE)	1.63	ng/ml	0.8 - 2
T4 (THYROXINE)	10.4	ug/dl	5.13 - 14.06
TSH	1.70	uIU/ml	0.27 - 4.2

PATHOLOGY

TEST NAME	RESULT	UNIT	NORMAL VALUES
GGT (GAMMA GLUTAMYL TRANSFERASE)			
GGT	15.4	U / L	12.00 - 18.00

-- End Of Report --

LAB TECHNICIAN

Note : This Report is not for medicolegal purpose

Dr. Dhananjay Prasad
 MBBS, MD (Pathologist)



NAME : MR. NARENRA GAHERWAL MOBILE NO : 8827225745 DOCTOR : DR. AJIT KUMAR REFERED BY : SELF	AGE / SEX : 38Y/MALE UH ID NO. : SRMH-25011900 COLLECTION : 30-01-2025 REPORTING : 30-Jan-2025	TEST NO 1265
-------------------------------------------------------------------------------------------------------	---------------------------------------------------------------------------------------------------------	------------------------

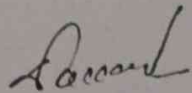
CLINICAL PATHOLOGY

TEST NAME	RESULT	UNIT	NORMAL VALUES
URINE ROUTINE AND MICROSCOPY			
PHYSICAL EXAMINATION			
QUANTITY	20	ml	-
COLOUR	Colourless		Pale Yellow -
APPEARANCE	Clear		Clear -
REACTION	Acitic		Acitic -
CHEMICAL EXAMINATION			
ALBUMIN	Absent		Absent -
SUGAR	Absent		Absent -
KETONE	Absent		Absent -
BILE SALT	Absent		Absent -
BILE PIGMENT	Absent		Absent -
MICROSCOPIC EXAMINATION			
PUS CELLS	2-3	/hpf	2 - 5
EPITHELIAL CELLS	1-2	/hpf	1 - 5
RBC	Nil	/hpf	0 - 3
CAST	Nil	/lpf	Nil -
YEAST	Nil		Nil -
CRYSTAL	Nil	/lpf	Nil -
BACTERIA	Nil;		Nil -
OTHERS	-		-

-- End Of Report --

LAB TECHNICIAN

Note : This Report is not for medicolegal purpose


 Dr. Dhananjay Prasad
 MBBS, MD (Pathologist)