

बैंक ऑफ बड़ौदा
Bank of Baroda

नाम: **UMASHANKAR KUMAR**
Name:

कर्मचारी कूट क्र. **167331**
E. C. No.



जारीकर्ता प्राधिकारी उ.क्षे.प्र. (स.म.प्र.) क्षे.का. चंडीगढ़
Issuing Authority DRM (AGM) Chd Region

धारक के हस्ताक्षर
Signature of Holder

मिलने पर निम्नलिखित को लौटारें
सहायक महाप्रबंधक (सुरक्षा)
बैंक ऑफ बड़ौदा कॉर्पोरेट सेन्टर
सी-26, जी ब्लॉक, बान्द्रा कुर्ला कॉम्प्लेक्स
मुंबई 400 051, भारत
फोन : 91 22 6698 51 96 फैक्स : 91 22 2652 5747

If found, please return to:
Asst. General Manager (Security)
Bank of Baroda, Baroda Corporate Center
C-26, G-Block, Bandra-Kurla Complex
Mumbai 400 051, India
Phone : 91 22 6698 5196, Fax :91 22 2652 5747


रक्त समूह / Blood Group : **B+ve**
पहचान चिन्ह : **CUT MARK ON RIGHT SIDE OF**
Identification Marks : **EYEBROW**

भारत सरकार
Government of India

भारतीय विशिष्ट पहचान प्राधिकरण
Unique Identification Authority of India

नामांकन क्रम/ Enrolment No.: 2716/13371/33164

To
उमशंकर कुमार
Umashankar Kumar
S/O: Jagdeesh Prasad Gupta,
Village Post Office Deohara,
VTC: Deohara,
PO: Deohara,
Sub District: Goh,
District: Aurangabad,
State: Bihar,
PIN Code: 824114,
Mobile: 8219619993



Signature Not Verified
Digitally signed by
UNIQUE IDENTIFICATION
AUTHORITY OF INDIA
Date: 2016.07.27 11:40:27
GMT+05:30

आपका आधार क्रमांक / Your Aadhaar No. :

8665 6200 3982

VID : 9162 3705 4309 9823

मेरा आधार, मेरी पहचान



भारत सरकार
Government of India



Aadhaar No. Issued: 1108/2017



उमशंकर कुमार
Umashankar Kumar
जन्म तिथि/DOB: 05/08/1979
पुरुष/ MALE

आधार पहचान का प्रमाण है, नागरिकता या जन्मतिथि का नहीं।
इसका उपयोग सत्यापन (ऑनलाइन प्रमाणीकरण, या वस्तुओं कोड/
ऑफलाइन एक्सएमएल की स्कैनिंग) के साथ किया जाना चाहिए।

Aadhaar is proof of identity, not of citizenship
or date of birth. It should be used with verification (online
authentication, or scanning of QR code / offline XML).

8665 6200 3982

मेरा आधार, मेरी पहचान

Printed at the UIDAI Office



OUT DOOR PATIENT SLIP

Date of Consultation :- 10/02/24

Full Name :- Mr Umashankar

Age / Sex :- 45/M

Current Medications :-					Past History :-
Height	Weight	Blood Pressure	Pulse	BMI	

Chief complaints :- Pt has come for routine Dental checkup
↓ treatment all been completed. Jejunus

History & Examinations :- O/E - S + t

ADU - Scaly
 - Habit cessation
 Hx ultra soft hwh
 Denton Pink 1-0?
 Heroin mouthwash 1-0?

Dr. Jayesh



Dr. Vivek Kumar



MBBS, MS (RIMS, RANCHI)
Specialist in PHACO & Medical Retina

ISO 9001 : 2015 Certified Hospital



Super Speciality Hospital
(A Unit of Hazaribag Hope and Health Care Pvt. Ltd.)

OUT DOOR PATIENT SLIP

Date of Consultation :- 10/02/24

Full Name :- Umashankar Kumari

Age / Sex :- 45/M

Current Medications :-					Past History :-
Height	Weight	Blood Pressure	Pulse	BMI	

Chief complaints :-

Regular check-up

History & Examinations :-

Vm \leftarrow 6/6
6/6

Sp: Eat - B/E - NAD

Adv
1. No intervention req.



ID: 1

10-02-2024 11:04:49

UMASHAKAR KUMAR

Male 45Years

Req. No. : B O B

Diagnosis Information:

Sinus rhythm

Normal ECG

HR : 72 bpm

P : 94 ms

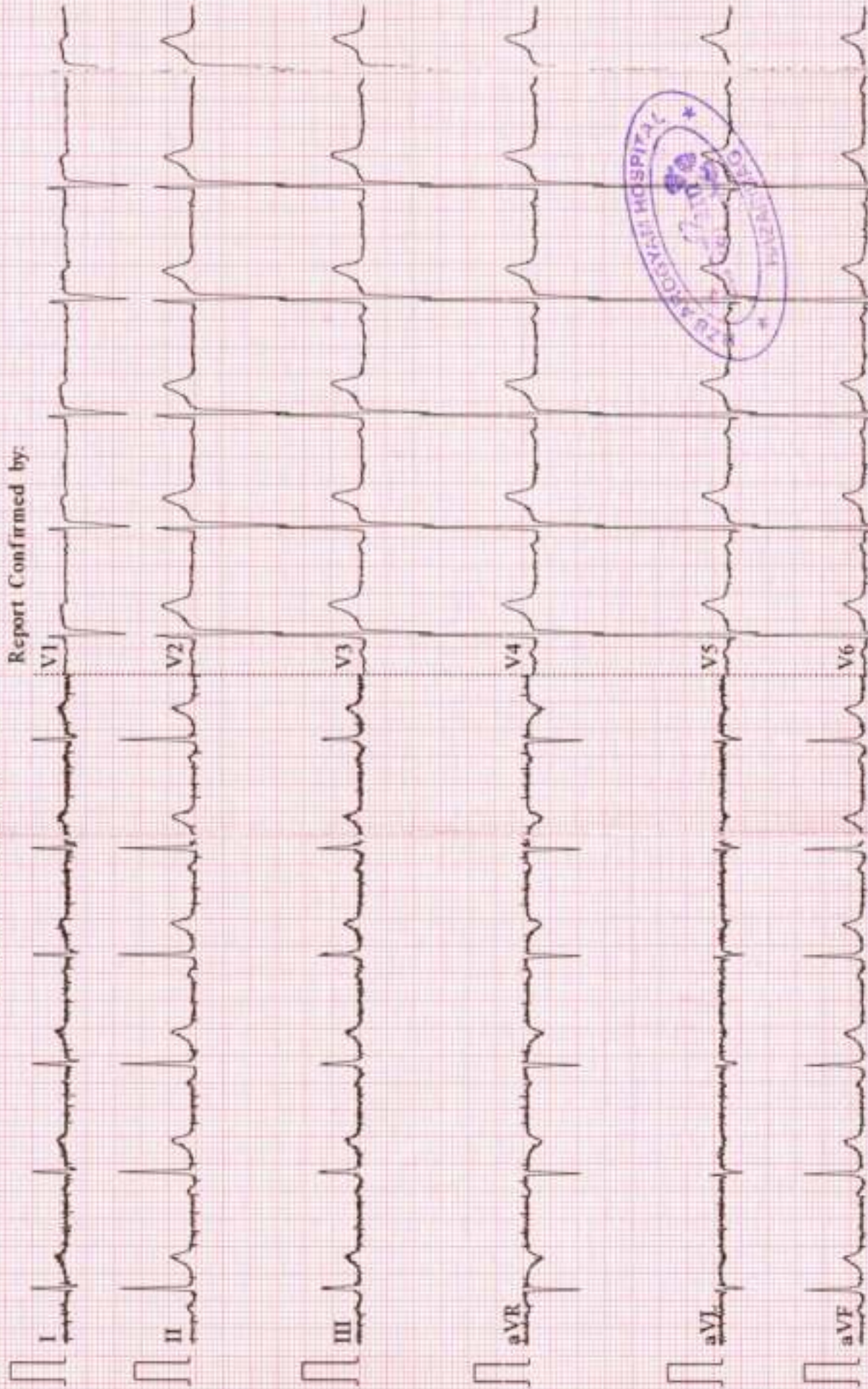
PR : 14 ms

QRS : 82 ms

QT/QTcBz : 35/390 ms

P-QRST : 63/57/68 °

RV5/SV1 : 2.96/1.113 mV



Report Confirmed by:





Super Speciality Hospital
(A Unit of Hazaribag Hope and Health Care Pvt. Ltd.)

UHID : UNREGISTERED
Patient Name : UMASHANKAR KUMAR
Age/Gender : 45/Male
Cons. Doctor : MO. Arogyam



Bill No. : ASH/B/23-24/10906
Sample Received : 10-02-2024 10:02:20
Report Released : 10-02-2024 01:14

BLOOD GROUP			
Test	Result	Unit	Biological Ref. Range
ABO	" B "		
RH	POSITIVE		

-----End Of Report-----

Please Correlate Clinically

Dr. R.K. Mahali
MBBS, MD(RIMS, Ranchi)

Doctor Signature



Dr. Anjana
MBBS, MD(Patho), RIMS

Doctor Signature

Address :- Zila Parishad Bhawan, District Board Chowk, Hazaribag - 825301 (Jharkhand)
📞 06546-260500/501 📞 7319942219 📧 hzbarogyam@gmail.com 🌐 www.hzbarogyam.com



HZB8 100224

Name : MR. UMASHANKAR KUMAR
Sent By : M/O AROGYAM HOSPITAL
Ref. By : M/O AROGYAM

LAB ID : HZB8
Age/Sex : 45 Yrs. / M
Printed : 10/02/2024 17:54:43

Sample Collection : 10/02/2024 13:22:04
Sample Received : 10/02/2024 13:22:04
Report Released : 10/02/2024 13:41:26

COMPLETE BLOOD COUNT


Test	Result	Unit	Reference Range
HAEMOGLOBIN	13.90	g/dL	13.5-16.5 g/dL
Total Leucocytes Count	6720	/cumm	4000-11000 /cumm
Total RBC	4.70	10 ⁶ /μL	4.5-6.0 10 ⁶ /μL
Hematocrit (PCV)	42.6	%	40-52 %
Mean Corpuscular Volume (MCV)	90.6	fL	80-96 fL
Mean Corpuscular Hemoglobin (MCH)	29.6	pg	27-32 pg
Mean Corpuscular Hemoglobin Concentration (MCHC)	32.6	g/dL	32.5-36 g/dL
Platelet Count	180000	/ul	150000-450000 /ul
Red Cell Distribution Width (RDW-CV)	13.90	%	12-15 %
Red Cell Distribution Width-SD(RDW-SD)	44.90	fL	39-46 fL
Mean Platelet Volume (MPV)	9.7	fL	3-12 fL

DIFFERENTIAL COUNT

NEUTROPHILS	63	%	40-70 %
LYMPHOCYTES	28	%	18-40 %
MONOCYTES	06	%	2-10 %
EOSINOPHILS	03	%	1-6 %
Basophils Percentage	00	%	0-1 %
Neutrophils-Absolute Count	4233.60	/ cmm	1500 - 8000 / cmm
Lymphocytes-Absolute Count	1881.60	/ cmm	1000-4800 / cmm
Eosinophils-Absolute Count	201.60	/cumm	40-440 /cumm
Absolute Monocytes Count	403.20		0-800

Test done with FIVE PART DIFFERENTIAL CELL COUNTER (DxHS20 BECKMANCOUNTER)

(Collected At: 10/02/2024 13:22:04, Received At: 10/02/2024 13:22:04, Reported At: 10/02/2024 13:41:26)





Super Speciality Hospital
(A Unit of Hazaribag Hope and Health Care Pvt. Ltd.)

UHID : UNREGISTERED
Patient Name : UMASHANKAR KUMAR
Age/Gender : 45/Male
Cons. Doctor : MO. Arogyam



Bill No. : ASH/B/23-24/10906
Sample Received : 10-02-2024 10:02:20
Report Released : 10-02-2024 12:36

LFT (LIVER FUNCTION TEST)

Test	Result	Unit	Biological Ref. Range
Bilirubin Total	1.0	gm/dl	0.1 - 1.2
S.Bilirubin (Direct)	0.3	mg/dl	0-1.0
S.Bilirubin (Indirect)	0.7	mg/dl	0-0.55
Alainine Transaminase(ALT/SGPT)	46.0	IU/L	0-42
Aspartate Transaminase (AST/SGOT)	33.0	IU/L	0-42
Alkaline Phosphatase	151.0	IU/L	80-190
Total Proteins	8.2	gm/dl	6.6-8.3
Albumin	5.2	g/dl	3.4 - 4.8
Globulin	3.0	g/dl	2.3 - 4.6

-----End Of Report-----

Please Correlate Clinically

Dr. R.K Mahal
MBBS, MD (RIMS, Ranchi)

Doctor Signature



Dr. Anjana
MBBS, MD (Pathol), RIMS

Doctor Signature

Address :- Zila Parisad Bhawan, District Board Chowk, Hazaribag - 825301 (Jharkhand)
☎ 06546-260500/501 ☎ 7319942219 ✉ hzbarogyam@gmail.com 🌐 www.hzbarogyam.com



Super Speciality Hospital
(A Unit of Hazaribag Rape and Health Care Pvt. Ltd.)

UHID : UNREGISTERED
Patient Name : UMASHANKAR KUMAR
Age/Gender : 45/Male
Cons. Doctor : MO. Arogyam



Bill No. : ASH/B/23-24/10906
Sample Received : 10-02-2024 10:02:20
Report Released : 10-02-2024 12:37

KFT (KIDNEY FUNCTION TEST)

Test	Result	Unit	Biological Ref. Range
Blood Urea	22.0	mg/dl	15 - 45
Serum Creatinine	1.1	mg/dl	0.6-1.5
SERUM URIC ACID	4.8	mg/dl	3.5 - 7.0
Serum Sodium[Na+]	148.0	mmol/L	135-150
Serum Potassium[K+]	5.2	mmol/L	3.5-5.5
Calcium	10.0	mg/dl	8.7-11.0

-----End Of Report-----

Please Correlate Clinically

Dr. R.K Mahali
MBBS, MD(RIMS, Ranchi)

Doctor Signature



Dr. Anjana
MBBS, MD(Patho), AIIMS

Doctor Signature

Address :- Zila Parisad Bhawan, District Board Chowk, Hazaribag - 825301 (Jharkhand)
☎ 06546-260500/501 ☎ 7319942219 ✉ hzbarogyam@gmail.com 🌐 www.hzbarogyam.com



Super Speciality Hospital
(A Unit of Hazaribag Hope and Health Care Pvt. Ltd.)

UHID : UNREGISTERED
Patient Name : UMASHANKAR KUMAR
Age/Gender : 45/Male
Cons. Doctor : MO. Arogyam



Bill No. : ASH/8/23-24/10906
Sample Received : 10-02-2024 10:02:20
Report Released : 10-02-2024 12:41

LIPID PROFILE

Test	Result	Unit	Biological Ref. Range
Cholesterol	218.0	mg/dl	140.0-250.0
Triglycerides	195.0	mg/dl	25-160
HDL Cholesterol	35.0	mg/dl	30-80
LDL Cholesterol	134.0	mg/dl	90-140
VLDL	32.0	mg/dl	15 - 32

-----End Of Report-----

Please Correlate Clinically

Dr. R.K Mahali
MBBS, MD, DIMS, Ranchi

Doctor Signature



Dr. Anjana
MBBS, MD (Pathology), DIMS
Doctor Signature

Address :- Zila Parishad Bhawan, District Board Chowk, Hazaribag - 825301 (Jharkhand)

☎ 06546-260500/501 ☎ 7319942219 ☎ hzbarogyam@gmail.com ☎ www.hzbarogyam.com



Super Speciality Hospital
(A Unit of Hazaribag Hope and Health Care Pvt. Ltd.)



HZB8 100224

LAB ID : HZB8 **Sample Collection** : 10/02/2024 13:22:04
Name : MR. UMASHANKAR KUMAR **Age/Sex** : 45 Yrs. / M **Sample Received** : 10/02/2024 13:22:04
Sent By : M/O AROGYAM HOSPITAL **Printed** : 10/02/2024 17:54:43 **Report Released** : 10/02/2024 13:41:26
Ref. By : M/O AROGYAM

HbA1c

Test	Result	Unit	Reference Range
HbA1C-Glycosylated Haemoglobin	5.70	%	Non-diabetic: 4-6 Excellent Control: 6-7 Fair to good control: 7-8 Unsatisfactory control: 8-10 Poor Control: >10

EDTA Whole Blood, Method: HPLC

Estimated Average Glucose (eAG)	116.89	mg/dl	90-120 mg/dL : Good control 121-150 mg/dL : Fair control 151-180 mg/dL : Unsatisfactory control >180 mg/dL : Poor control
---------------------------------	--------	-------	--

EDTA Whole Blood, Method: Calculated

Interpretation:

The term HbA1c refers to Glycated Haemoglobin. Measuring HbA1c gives an overall picture of what the average blood sugar levels have been over a period of weeks/month. Higher the HbA1c, the greater the risk of developing diabetes-related complications.

(Collected At: 10/02/2024 13:22:04, Received At: 10/02/2024 13:22:04, Reported At: 10/02/2024 13:50:47)

----- End Of Report -----

Anjana
HZAIBAG

Address :- Zila Parishad Bhawan, District Head Chowk, Hazaribag - 825301 (Dr. Anjana)

06546-260500/501 73199422 arogyam@gmail.com www.hzbarogyam.com MBBS, MD(Patho),RIMS



UHID : CASH
Patient Name : UMASHANKAR KUMAR
Age/Gender : 45/Male
Cons. Doctor : MO, Arogyam

Bill No : ASH/B/23-24/10906
Sample Received : 2024-02-10 10:02:20
Report Released : 2024-02-10 23:58:13

Test	Result	Units	Reference Range
ESR(Erythrocyte Sedimentation Rate)	10.0	mm/hr	0 - 20
Blood Sugar (F)	109.0	mg/dl	70-110
Blood Sugar (PP)	125.0	mg/dl	70-140
GAMMA GT,Serum	28.0	U/L	10-45
BUN	11.0	mg/dl	6-24

-----End Of Report-----

Please Correlate Clinically

Dr. R.K Mahali
MBBS,MD(RIMS,Ranchi)
Biochemist Signature



Dr. Anajana
MBBS,MD(Patho),RIMS
Pathologist Signature

Address :- Zila Parisad Bhawan, District Board Chowk, Hazaribag - 825301 (Jharkhand)

📞 06546-260500/501 📞 7319942219 📧 hzbarogyam@gmail.com 🌐 www.hzbarogyam.com



10208 1002224

Name : MR. UMASHANKAR KUMAR
Sent By : M/O AROGYAM HOSPITAL
Ref. By : M/O AROGYAM

LAB ID : HZB8
Age/Sex : 45 Yrs. / M
Printed : 10/02/2024 17:54:43

Sample Collection : 10/02/2024 13:22:04
Sample Received : 10/02/2024 13:22:04
Report Released : 10/02/2024 13:41:26

T3T4TSH (THYROID FUNCTION TEST)

Test	Result	Unit	Biological Ref. Range
Total T3	1.11	ng/ml	0.69-2.15 ng/ml
Serum, Method: CLIA			
Total T4	7.16	µg/dl	4.5-14.5 µg/dl
Serum, Method: CLIA			

TSH (Thyroid Stimulating Hormone)	1.84	µIU/ml	0.30-4.50 µIU/ml
Serum, Method: CLIA			
NOTE	MAGLUMI 800 (SNIBE)		

FOR PREGNANT WOMEN	T3 (ng/dl)	T4 (ng/dl)	TSH (uIU/ml)
1st TRIMESTER	71-175	6.5-10.1	0.05-3.70
2nd TRIMESTER	91-195	7.5-10.3	0.31-4.35
3rd TRIMESTER	104-182	6.3-9.7	0.41-5.18

(Collected At: 10/02/2024 13:22:04, Received At: 10/02/2024 13:22:04, Reported At: 10/02/2024 14:21:59)





Super Speciality Hospital
(A Unit of Hazaribag Hope and Health Care Pvt. Ltd.)



HZB8 100224

Name : MR. UMASHANKAR KUMAR **Age/Sex** : 45 Yrs. / M **Sample Collection** : 10/02/2024 13:22:04
Sent By : M/O AROGYAM HOSPITAL **Printed** : 10/02/2024 17:54:43 **Sample Received** : 10/02/2024 13:22:04
Ref. By : M/O AROGYAM **Report Released** : 10/02/2024 14:22:10

PROSTATE SPECIFIC ANTIGEN

Test	Result	Unit	Biological Ref. Range
PSA - TOTAL	: 0.38	ng/ml	<4.0 ng/ml
Serum, Method: CLIA			
TEST DONE WITH	: MAGLUMI 800 (SNIBE)		

NOTE :

Prostate specific antigen is a seminal fluid protein produced by normal and malignant epithelial cells of prostate gland and is recognized as a tumour marker for evaluation of prostate cancer activity.

In normal individuals, S.PSA levels do not exceed 4.0 ng/ml.

S.PSA level is useful in detection of cancer of prostate gland and in detection of recurrence of prostate cancer after radical prostatectomy. Serum PSA levels may also be elevated in conditions like BPH, UTI, Digital rectal examination, Transurethral ultrasonography. Confirmation of prostate cancer can be done by transrectal ultrasonography and prostate biopsy.

(Collected At: 10/02/2024 13:22:04, Received At: 10/02/2024 13:22:04, Reported At: 10/02/2024 14:22:10)

----- End Of Report -----

Arjuna
Hazaribag

Address :- Zila Parisad Bhawan, District Head Chowk, Hazaribag - 825301 (Jharkhand)

06546-260500/501 731994221 arogyam@gmail.com www.hzbarogyam.com MBBS, MD(Patho),RIMS



Super Speciality Hospital
(A Unit of Hazaribag Hope and Health Care Pvt. Ltd.)

UHID : UNREGISTERED
Patient Name : UMASHANKAR KUMAR
Age/Gender : 45/Male
Cons. Doctor : MO. Arogyam



Bill No. : ASH/B/23-24/10906
Sample Received : 10-02-2024 10:02:20
Report Released : 10-02-2024 01:24

URINE ROUTINE EXAMINATION

Test	Result	Unit	Biological Ref. Range
PHYSICAL EXAMINATION			
Volume	20ML		
COLOUR	STRAW		
APPEREANCE	CLEAR		
Specific Gravity	1.020		
CHEMICAL EXAMINATION			
Ph	5.0		
Sugar	NIL		
Albumin	NIL		
Ketone Bodies	NEGATIVE		
Urine Bile Salt	NIL		
Bile Pigment	NIL		
MICROSCOPICAL EXAMINATION			
Pus Cell	2-3/HPF		
Epithelial Cell	A FEW		
RBC	NIL	/HPF	
Bacteria	NIL		
Casts	NIL		
Others	NIL		

-----End Of Report-----

Please Correlate Clinically

Dr. R.K Mahali
MBBS, MD (RIMS, Ranchi)

Doctor Signature



Dr. Anjana
MBBS, MD (Pathol), RIMS

Doctor Signature

Address :- Zila Parisad Bhawan, District Board Chowk, Hazaribag - 825301 (Jharkhand)
☎ 06546-260500/501 ☎ 7319942219 ✉ hzbarogyam@gmail.com 🌐 www.hzbarogyam.com



Super Speciality Hospital
(A Unit of Hazaribag Hope and Health Care Pvt. Ltd.)

HZB AROGYAM SUPER SPECIALITY HOSPITAL

ECHOCARDIOGRAPHY REPORT

Name: **UMASHANKAR KUMAR 45 YRS,**

Age:

PRN

No: **UMASH34_92141**

Date: **12/02/2024**

Sex: **Male**

2D & M-MODE MEASUREMENTS

IVSd	1.0 cm
LVIDd	4.3 cm
LVPWd	0.9 cm
IVSs	1.2 cm
LVIDs	2.9 cm
LVPWs	1.4 cm
Ao Diam	1.9 cm
LA Diam	2.5 cm

2D & M-MODE CALCULATIONS

EDV(Teich)	82 ml
ESV(Teich)	33 ml
EF(Teich)	60 %
%FS	32 %
SV(Teich)	49 ml
RWT	0.41
LA/Ao	1.30

MITRAL VALVE

MV E Vel	0.85 m/s
MV DecT	155 ms
MV Dec Slope	5.5 m/s ²
MV A Vel	0.63 m/s
MV E/A Ratio	1.36

AORTIC VALVE

AV Vmax	1.03 m/s
AV maxPG	4.26 mmHg

TRICUSPID VALVE

TR Vmax	1.93 m/s
TR maxPG	14.97 mmHg

PULMONARY VALVE

COMMENTS:

NORMAL CARDIAC CHAMBERS

NO RWMA

NO MR/AR/PR

NO PAH / TR

NORMAL LV SYSTOLIC AND DIASTOLIC FUNCTION, LVEF-60%

FINAL IMPRESSION:

NORMAL ECHO STUDY

DR. RAVI RANJAN
MD(PHYSICIAN)
DIP. CARDIOLOGY



Address :- Zila Parisad Bhawan, District Board Chowk, Hazaribag - 825301 (Jharkhand)

☎ 06546-260500/501 ☎ 7319942219 ☎ hzbarogyam@gmail.com ☎ www.hzbarogyam.com

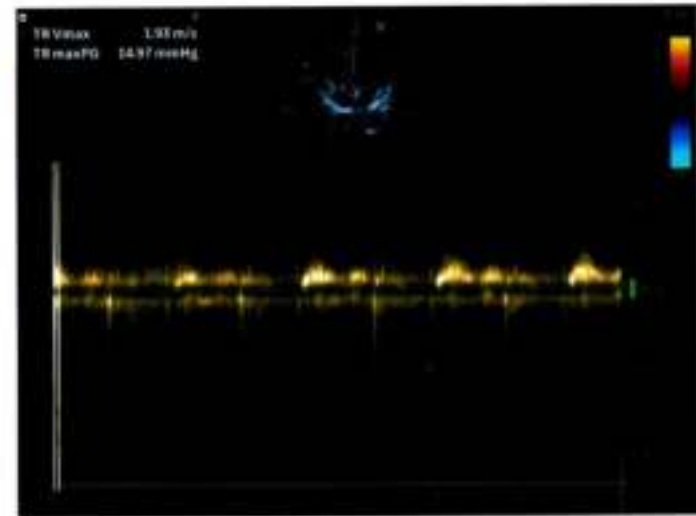
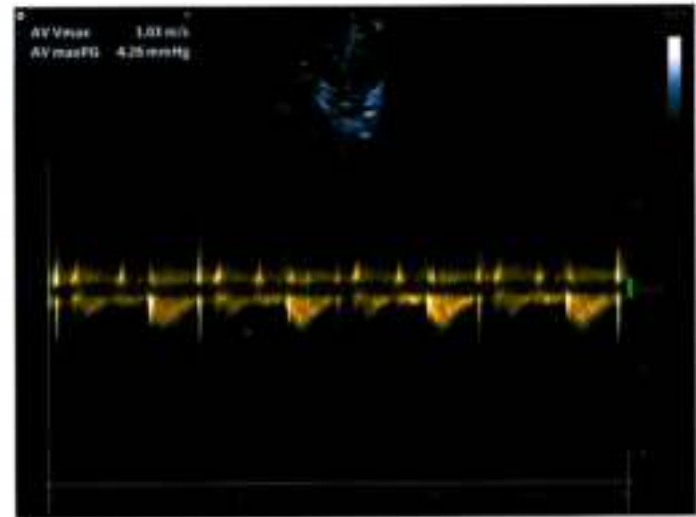
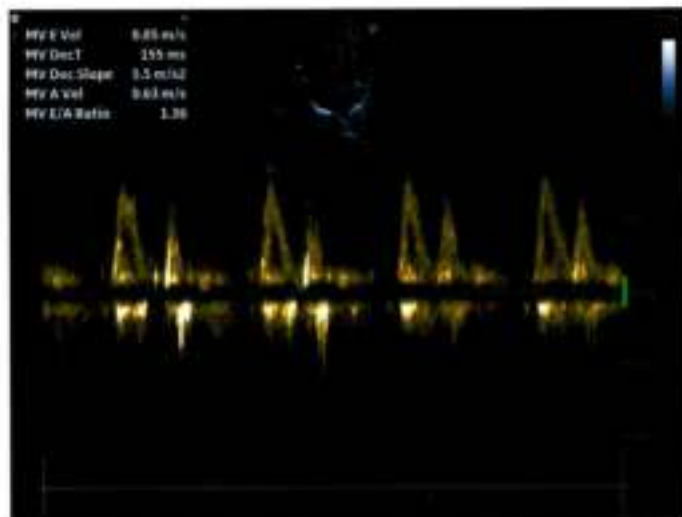
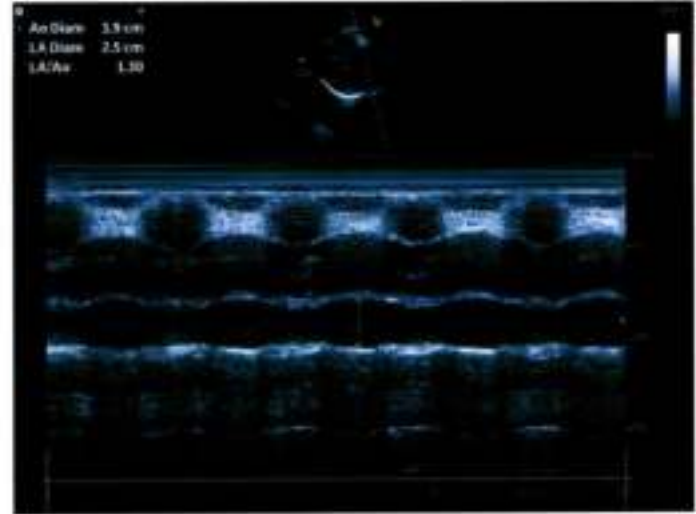
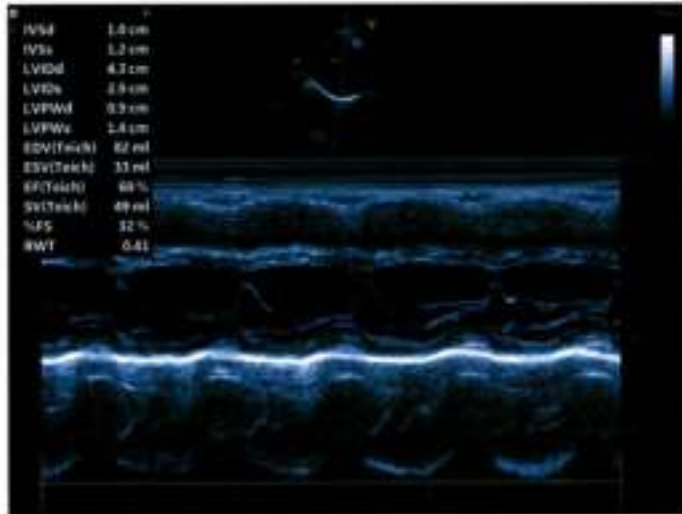
HZB AROGYAM SUPER SPECIALITY HOSPITAL

Name : UMASHANKAR KUMAR 45 YRS,

Age :

Sex : Male

Date : 12/02/2024





HAZARIBAG PATHOLOGYTM

NS-EN ISO 9001:2015 Certified

A FULLY COMPUTERISED DIAGNOSTIC LAB

Working hours : Monday to Saturday : 07:30 am to 08:00 pm : Sunday : 07:30 am to 5:00 pm.
Opp. Railway Booking Counter, Near Town Hall, Nawabganj, Hazaribag - 825301. Jharkhand.
Phone nos. : 9931817779 / 9471539321 : website : www.hzbpathology.com / email : hazaribagpathology1@gmail.com

Name of patient : Umashankar Kumar Age : 45 yrs Sex : M Date : 10/02/2024
Referred by : M/o Arogyam
Indication : Pain abd.
Technique : 3.5 MHz transabdominal transducer with color and multiherz options.
USG of : Whole abdomen.
This ultrasonographic study reveals,

LIVER : Normal in size (132.1 mm). Parenchymal echotexture is increased. No SOL or focal lesion seen in hepatic parenchyma. Intrahepatic biliary radicals is not dilated.

GALL BLADDER : Normal in shape and size. Wall appears normal. Lumen appears echofree.
CBD : Normal in course and caliber.

SPLEEN : Normal in size in bipolar length (87.1 mm). It shows normal echogenicity of its parenchyma. The splenic vein is not dilated.

PANCREAS : Normal in shape, size and echotexture. No cystic or mass lesion seen. PD is not dilated.

UPPER RETROPERITONEUM : Aorto-mesentric angle and surrounding structure shows no lymphadenopathy.
UPPER GI TRACT : Gastro-esophageal junction, pyloro-duodenal region and jejunal loops appears normal.

RIGHT KIDNEY : Normal in size (RK - 91.9 mm). Cortical echotexture appears normal. Pelvi-calyceal system of right kidney is not dilated. Cortico medullary differentiation intact. Hilum is normal shows normal flow. Capsule appears regular margine. No calculus or mass lesion seen in right kidney.

LEFT KIDNEY : Normal in size (LK - 90.8 mm). Cortical echotexture appears normal. Pelvi-calyceal system of left kidney is not dilated. Cortico medullary differentiation intact. Hilum is normal shows normal flow. Capsule appears regular margine. No calculus or mass lesion seen in left kidney.

URETERS : B/L ureter are not dilated. Hence not visualized.

UBL : Wall appears normal in thickness and smoothness. Lumen appears echofree.

PROSTATE : Prostate appears normal in volume measures 14.6 gram. Parenchymal echotexture appears normal. Capsules appears sonographically intact. No calcification seen.

OTHERS : RIF normal. No ascites or pleural effusion is seen.

IMPRESSION : *This ultrasonographic study reveals, ---Grade - I fatty liver.

SUGGESTION :-Correlate clinically.

The reliability of ultrasound is about 80%. The opinion mention above should be correlate with clinical findings and other investigation modality for a final diagnosis. This is not valid for medical legal purpose.

Dr. A. K. Jain MBBS
Reg. No. JMC 73

Report is prepared by :- Nilofar

Dr. Ravikant
MBBS (RIMS), DMRD (MMC, CHENNAI)
Reg. No. 4270



NAME

10_FEB_2024 PM 03:48

NO. 0416

SN: 4783835

REF. DATA

VD: 12.00 CYL: MIX

<R> S C A

+ 0.25 - 0.25 48

+ 0.25 - 0.25 48

+ 0.25 - 0.25 48

+ 0.25 - 0.25 48

S.E. + 0.25

<L> S C A

- 0.00 - 0.50 8

- 0.00 - 0.50 8

- 0.00 - 0.50 8

- 0.00 - 0.50 8

S.E. - 0.25

PD: 57.0

TOPCON

HZB AROGYAM HOSPITAL

R

UMASHANKAR KUMAR

45Y

Male

10906

10/02/2024

10:41:25 AM

Chest PA

62.7 %

Hazaribag Hope & Healthcare Pvt. Ltd. (AROGYAM)

AGFA

