

Name: **PRABHAT KUMAR**

Ward: OPD

Lab ID: **00000169**

Registration on: 23/12/2023 10:07:00

Age & Sex: **51 Year | Male**

Reported on: 10:17:04

Reference: **VELOCITY HOSPITAL**Sample Type: **BLOOD ~ URINE**

## CBC ESR

Test	Observed Value	Unit	Biological Reference Interval
Haemoglobin	15.6	g/dL	13.0 - 17.0
Total RBC	5.36 H	mill./cm	4.00 - 5.20
Total WBC	7750	/cmm	4000 - 11000
Platelet Count	119500 L	/cmm	150000 - 450000
HCT	47.9	%	36.0 - 48.0
MCV	89.4	fL	80.0 - 100.0
MCH	29.1	pg	27.0 - 32.0
MCHC	32.6	g/dL	31.5 - 36.0

## DIFFERENTIAL COUNT

Neutrophils	65	%	40 - 70
Lymphocytes	29	%	20 - 40
Eosinophils	02	%	01-05
Monocytes	04	%	01-07
Basophils	00	%	
Band Cells	00	%	0.0 - 6.0

## ABSOLUTE DIFFERENTIAL COUNT

Neutrophils	5038	/cumm	2000 - 7000
Lymphocytes	2248	/cumm	1000 - 3000
Eosinophils	155	/cumm	20 - 500
Monocytes	310	/cumm	200 - 1000
Basophils	0	/cumm	0 - 100

## GLR / NLR

(Neutrophil/Lymphocyte Ratio)

2.0

## MENTZER INDEX

16.7

RDW-CV	13.4	%	11.1 - 14.1
RDW-SD	47.9	fL	
MPV	11.6	fL	
PCT	0.14	%	

DR. TEJAL BHATT  
MD. PATHOLOGIST

Name: **PRABHAT KUMAR**

Ward: OPD

Lab ID **00000169**

Registration on: 23/12/2023 10:07:00

Age & Sex: **51 Year | Male**

Reported on: 10:17:04

Reference: **VELOCITY HOSPITAL**Sample Type: **BLOOD ~ URINE**

PDW 19.1 %

PERIPHERAL SMEAR EXAMINATION

RBC Morphology

Normochromic and normocytic.

WBC Morphology

Appear normal, Immature cells are not seen .

Platelets in Smear

Thrombocytopenia

Malarial Parasites

Not Detected.

ESR

AFTER 1 HOUR

25 H mm/hr

0.0 - 15.0

DR. TEJAL BHATT  
MD. PATHOLOGIST



Name: <b>PRABHAT KUMAR</b>	Ward: <b>OPD</b>
Lab ID <b>00000169</b>	Registration on: <b>23/12/2023 10:07:00</b>
Age & Sex: <b>51 Year   Male</b>	Reported on: <b>10:17:05</b>
Reference: <b>VELOCITY HOSPITAL</b>	Sample Type: <b>BLOOD ~ URINE</b>

## BLOOD GROUP

<u>Test</u>	<u>Observed Value</u>	<u>Unit</u>	<u>Biological Reference Interval</u>
<u>Blood Group</u>	"O"		
<u>Rh Factor</u>	POSITIVE		

*Bhatt*

DR. TEJAL BHATT  
MD. PATHOLOGIST





Name: <b>PRABHAT KUMAR</b>	Ward: <b>OPD</b>
Lab ID: <b>00000169</b>	Registration on: <b>23/12/2023 10:07:00</b>
Age & Sex: <b>51 Year   Male</b>	Reported on: <b>10:17:05</b>
Reference: <b>VELOCITY HOSPITAL</b>	Sample Type: <b>BLOOD ~ URINE</b>

## BLOOD GLUCOSE TEST

Test	Observed Value	Unit	Biological Reference Interval
Sample <u>FASTING (FBS)</u> Blood Sugar-F	FLOURIDE PLASMA 91.2	mg/dL	70.00-110.00

DR. TEJAL BHATT  
MD. PATHOLOGIST



Name: **PRABHAT KUMAR**

Ward: OPD

Lab ID **00000169**

Registration on: 23/12/2023 10:07:00

Age & Sex: **51 Year | Male**

Reported on: 10:17:05


Reference: **VELOCITY HOSPITAL**Sample Type: **BLOOD ~ URINE**

## HEMOGLOBIN A1c TEST

Test	Observed Value	Unit	Biological Reference Interval
<u>HbA1c</u>	5.12	%	> 8 : Action Suggested 7-8 : Good control < 7 : Goal 6.5-7 : Near Normal Glycemia < 6.5 : Non-diabetic Level
Mean Blood Glucose	100.2	mg/dL	70.0 - 140.0

### Importance of HbA1c - Glycated Hb. in Diabetes Mellitus

- HbA1c, also known as Glycated Hemoglobin is the most important test for the assessment of long term blood glucose control (also called glycemic control)
- HbA1c reflects mean blood glucose concentration over past 6-8 weeks and provides a much better indication of long term glycemic control than blood glucose determination
- HbA1c is formed by non-enzymatic reaction between glucose and Hb. , this reaction is irreversible and therefore remains unaffected by short term fluctuations in blood glucose levels.
- Long term complications of diabetes such as retinopathy-eye complications, nephropathy-kidney complications and neuropathy-nerve complications, are potentially serious and can lead to blindness, kidney failure etc.
- Glycemic control monitored by HbA1c measurement using HPLC method-(Gold Standard) is considered most important. (Ref. National Glycohemoglobin Standardization Program -NGSP).


DR. TEJAL BHATT  
MD. PATHOLOGIST



Name: <b>PRABHAT KUMAR</b>	Ward: OPD
Lab ID <b>00000169</b>	Registration on: 23/12/2023 10:07:00
Age & Sex: <b>51 Year   Male</b>	Reported on: 10:17:05
Reference: <b>VELOCITY HOSPITAL</b>	Sample Type: <b>BLOOD ~ URINE</b>

## LIPID PROFILE

Test	Observed Value	Unit	Biological Reference Interval
Sample	Fasting Blood Serum		
Cholesterol	186.1	mg/dL	<200 Desirable 200-229 Borderline >240 High
Triglyceride	147.0	mg/dL	<150 Normal 150-199 Borderline 200-499 High >=500 Very High
HDL Cholesterol	35.1	mg/dL	Male : 35-80 Female : 42-88
VLDL	29.40	mg/dL	0.00 - 30.00
LDL Cholesterol	121.60	mg/dL	< 130 : Optimal 130 - 159 : Borderline High 160 - 189 : High >= 190 : Very High
LDL Chol. / HDL Chol. Ratio	3.46	H	1.0 - 3.4
Cholesterol / HDL Chol. Ratio	5.3	H	0 - 3.5
Total Lipid	631.7	mg/dl	400.0 - 1000.0



DR. TEJAL BHATT  
MD. PATHOLOGIST



Name: **PRABHAT KUMAR**

Ward: OPD

Lab ID: **00000169**

Registration on: 23/12/2023 10:07:00


Age & Sex: **51 Year | Male**

Reported on: 10:17:05

Reference: **VELOCITY HOSPITAL**Sample Type: **BLOOD ~ URINE**

## RENAL FUNCTION TEST

Test		Unit	
S. Creatinine	0.78	mg/dL	0.5-1.30
Bl. Urea	19.0	mg/dL	10.0 - 40.0
BUN	8.9	mg/dl	6.0 - 22.0
Uric Acid	4.34	mg/dL	3.5 - 7.2
<b>PROTEINS</b>			
Total Protein	6.0	g/dL	6.0 - 8.0
Albumin	3.71	g/dL	3.50 - 5.50
Globulin	2.3	g/dL	2.0 - 4.0
A/G Ratio	1.6		

DR. TEJAL BHATT  
MD. PATHOLOGIST

Name: **PRABHAT KUMAR**

Ward: OPD

Lab ID: **00000169**

Registration on: 23/12/2023 10:07:00

Age & Sex: **51 Year | Male**

Reported on: 10:17:05

Reference: **VELOCITY HOSPITAL**Sample Type: **BLOOD ~ URINE**

## LIVER FUNCTION TEST

Test	Observed Value	Unit	Biological Reference Interval
<b>BILIRUBIN</b>			
Total Bilirubin	0.3	mg/dL	0.00 - 1.20
Direct Bilirubin	0.2	mg/dL	0.00 - 0.40
Indirect Bilirubin	0.1	mg/dL	0.0 - 1.0
SGPT(ALT)	14.9	U/L	0.0 - 40.0
SGOT (AST)	16.2	U/L	0.0 - 46.0
Alkaline Phosphatase	217.8	U/L	40.0 - 306.0
<b>PROTEINS</b>			
Total Protein	6.0	g/dL	6.0 - 8.0
Albumin	3.71	g/dL	3.50 - 5.50
Globulin	2.3	g/dL	2.0 - 4.0
A/G Ratio	1.6		

DR. TEJAL BHATT  
MD. PATHOLOGIST



Name: **PRABHAT KUMAR**

Ward: OPD

Lab ID: **00000169**

Registration on: 23/12/2023 10:07:00

Age & Sex: **51 Year | Male**

Reported on: 10:17:05

Reference: **VELOCITY HOSPITAL**Sample Type: **BLOOD ~ URINE**

## URINE ANALYSIS

Test	Observed Value	Unit	Biological Reference Interval
Sample	Fresh Urine		
<u>PHYSICAL EXAMINATION</u>			
Quantity	10.0	mL	
Colour	Pale-Yellow		
Appearance	Clear		Clear
pH	6.0		
Specific Gravity	1.015		
Sediments	Absent		Absent
<u>CHEMICAL EXAMINATION</u>			
Protein (Albumin)	Absent		Absent
Sugar	Absent		Absent
Bile Salts	Absent		Absent
Bile Pigment	Absent		Absent
Ketone	Absent		Absent
Occult Blood	Absent		Absent
Nitrite	Absent		Absent
Leukocyte Esterase	Absent		Absent
Urobilinogen	Normal		Normal
<u>MICROSCOPIC EXAMINATION</u>			
Pus Cells	Occasional	/hpf	Absent
Red Blood Cells	Absent	/hpf	Absent
Epithelial Cells	Occasional	/hpf	Absent
Crystals	Absent		
Amorphous material	Absent		Absent
Casts	Absent		Absent
Yeast	Absent		Absent
Bacteria	Absent		Absent

--- End of Report ---

DR. TEJAL BHATT  
MD. PATHOLOGIST