



Holistic Health Care

S. R. MEDICAL INSTITUTE & RESEARCH CENTRE

(A Unit of Katyayani Health Care Pvt. Ltd.)
Lauries Complex, Namner Road, Near Sai Ka Takiya X-ing, AGRA-1
Phone : (0562) 4301222 Mob.9359901993



e-mail : srhospital198@gmail.com katyayanisr_group@hotmail.com
website: www.srhospital.org
CIN: U85199UP1997PTC021892

Balance 3870

PATHOLOGY REPORT

Date	20/04/2022	Sr No	1	Company	TPA
Name	MR. ASHOK KUMAR MEENA	Age		Sex	M
Ref. By	Dr. C/O BANK OF BARODA				

Test Name	Value	Unit	Reference Value
HAEMATOLOGY			
HAEMOGLOBIN (Hb)	11.5	gm/dl	13.5 - 18.00
TLC (Total Leucocyte Count)	6400	/cumm	4000 - 11000
DIFFERENTIAL LEUCOCYTE COUNT			
NEUTROPHIL	55	%	45 - 75
LYMPHOCYTE	40	%	20 - 45
EOSINOPHIL	02	%	1 - 6
MONOCYTE	03	%	1 - 10
R B C (Red Blood Cell Count)	3.85	Millions/cmm	4.2 - 5.4
PLATELET COUNT	169	x10 ³ /uL	150 - 450
HCt (Hematocrit/PCV)	34.3	%	40 - 54
M C V (Mean Corp Volume)	89.091	fL	80.0 - 99.9
M C H (Mean Corp Hb)	29.87	pg	27.0 - 31.0
M C H C (Mean Corp Hb Conc)	33.528	g/DL	33.0 - 37.0
E.S.R. (Wintrobe)	23	mm/1st hr.	0.00 - 20
BLOOD GROUP ABO	'A'		
RH TYPING	POSITIVE		

The upper agglutination test for grouping has some limitations.
For further confirmation Resverse typing Card (Dia clon ABO/D) Method is suggested.

BIOCHEMISTRY

BLOOD GLUCOSE FASTING	70.0	mg/dl	70 - 110
BLOOD UREA	17.6	mg/dl	13 - 45
SERUM CREATININE	0.90	mg/dl	0.7 - 1.4
SERUM URIC ACID	3.22	mg/dl	3.4 - 7.0
SERUM BILIRUBIN	0.82	mg/dl	0.0 - 2.0

Dr. Tanuja Goyal

M.B.B.S., M.D. Path
Consultant Pathologist

Not valid for Medicolegal purpose


Tests have Technical Limitations. Collaborative, Clinicopathological Interpretation is indicated in case of disparity test maybe repeated immediately.
Report are to be interpreted by qualified medical specialist. In case of any discrepancy due to machine error or typing error, Please get it rectified immediately.



Holistic Health Care

S. R. MEDICAL INSTITUTE & RESEARCH CENTRE

(A Unit of Katyayani Health Care Pvt. Ltd.)
Lauries Complex, Namner Road, Near Sai Ka Takiya X-ing, AGRA-1
Phone : (0562) 4301222 Mob.9359901993



e-mail : srhospital198@gmail.com katyayanisr_group@hotmail.com
website: www.srhospital.org
CIN: U85199UP1997PTC021892

Balance 3870

PATHOLOGY REPORT

Date	20/04/2022	Sr. No.	Company	TPA
Name	MR. ASHOK KUMAR MEENA	Age	Sex	M
Ref. By	Dr. C/O BANK OF BARODA			

Test Name	Value	Unit	Reference Value
CONJUGATED (D. Bilirubin)	0.47	mg/dl	0.00 - 0.2
UNCONJUGATED (I. D. Bilirubin)	0.35	mg/dl	0.00 - 0.7
SGOT/AST	38.9	U/L	0 - 35
SGPT/ALT	24.6	U/L	0 - 40
ALKALINE PHOSPHATASE	98.7	IU/L	25 - 140
Gamma GT	35.6	U/L	10 - 50
TOTAL PROTEIN	8.21	gm/dl	6.0 - 8.6
ALBUMIN	4.55	gm/ dl	3.5 - 5.2
GLOBULIN	3.66	gm/dl	2.3 - 3.6
A/G RATIO	1.243		1.0 - 2.3
LIPID PROFILE			
SERUM CHOLESTEROL	177.3	mg/dl	0 - 200
			Normal Risk <200 mg/dl Bordarline Risk 200-239 mg/dl High Risk > 239 mg/dl
SERUM TRIGLYCERIDES	157.6	mg/dl	60 - 165
			Normal Risk <150 mg/dl Border Line: 150-199 High Risk: 200-499 Very High Risk: >499
HDL CHOLESTEROL	48.8	mg/dl	35 - 79.5
LDL CHOLESTEROL	128.5	mg/dl	100 - 160
V L D L	31.52	mg/dl	0.00 - 35
TOTAL / HDL CHOLESTEROL RATIO	3.633		0.00 - 4.9
LDL / HDL CHOLESTEROL RATIO	2.633		0.00 - 3.5

Dr. Tanuja Goyal...3

M.B.B.S., M.D. Path
Consultant Pathologist

Not valid for Medicolegal purpose

All tests have Technical Limitations. Collaborative, Clinicopathological Interpretation is indicated in case of disparity test maybe repeated immediately. Report are to be interpreted by qualified medical specialist. In case of any discrepancy due to machine error or typing error, Please get it rectified immediately.

S. R. MEDICAL INSTITUTE & RESEARCH CENTRE

(A Unit of Katyayani Health Care Pvt. Ltd.)
Lauries Complex, Namner Road, Near Sai Ka Takiya X-ing, AGRA-1
Phone : (0562) 4301222 Mob.9359901993



e-mail : srhospital198@gmail.com katyayanisr_group@hotmail.com
website: www.srhospital.org
CIN: U85199UP1997PTC021892

Balance 3870

PATHOLOGY REPORT

Date 20/04/2022
Name MR. ASHOK KUMAR MEENA
Ref. By Dr. C/O BANK OF BARODA
Age Sex M
Company TPA

Test Name	Value	Unit	Reference Value
-----------	-------	------	-----------------

ENDOCRINOLOGY

THYROID FUNCTION TEST

TOTAL T3	145	ng/dL	60.00 - 181.00
TOTAL T4	8.2	ug/dL	4.5 - 10.9
THYROID STIMULATING HORMONE (TSH) CLIA	3.65	uIU/mL	0.35 - 5.50

CANCER MARKER

CANCER MARKERS (VIDAS)

PROSTATIC SPECIFIC ANTIGEN

<u>INVESTIGATION</u>	<u>REPORT BY CLIA</u>	<u>UNIT</u>
	<u>OBSERVED VALUE</u>	
PROSTATIC SPECIFIC ANTIGEN (P.S.A.)	: 0.89	ng/ mL

NORMAL RANGE :

AGE	Reference range
< 40 years	0.21 to 1.72 ng/ml
40-49	0.27 to 2.19 ng/ml
50-59	0.27 to 3.42 ng/ml
60-69	0.22 to 6.16 ng/ml
> 69	0.21 to 6.77 ng/ml

Comment : the fact of PSA is unique to prostate tissue makes it a suitable marker for monitoring men with cancer of the prostate. PSA is also useful for determining possible recurrence after therapy. Measurement of serum PSA levels is not recommended as a screening procedure for the diagnosis of cancer because elevated PSA levels also are observed in patients with benign prostatic hypertrophy.

Dr. Tanuja Goyal ...4

M.B.B.S., M.D. Path
Consultant Pathologist

Not valid for Medicolegal purpose


All tests have Technical Limitations. Collaborative, Clinicopathological Interpretation is indicated in case of disparity test maybe repeated immediately. Report are to be interpreted by qualified medical specialist. In case of any discrepancy due to machine error or typing error, Please get it rectified immediately.

S. R. MEDICAL INSTITUTE & RESEARCH CENTRE



Modern Health Care

(A Unit of Katyayani Health Care Pvt. Ltd.)
Lauries Complex, Namner Road, Near Sai Ka Takiya X-ing, AGRA-1
Phone : (0562) 4301222 Mob.9359901993



e-mail : srhospital198@gmail.com katyayanisr_group@hotmail.com
website: www.srhospital.org
CIN: U85199UP1997PTC021892

Balance 3870

PATHOLOGY REPORT

Date	20/04/2022	Sr No.	Company	TPA
Name	MR. ASHOK KUMAR MEENA	Age	Sex	M
Ref. By	Dr. C/O BANK OF BARODA			

Test Name	Value	Unit	Reference Value
-----------	-------	------	-----------------

URINE EXAMINATION REPORT

PHYSICAL EXAMINATION

COLOUR	STRAW CLEAR	
VOLUME	40	ml.
SPECIFIC GRAVITY	1.005	
DEPOSIT	NIL	


CHEMICAL EXAMINATION

REACTION	6.0
ALBUMIN	NIL
SUGAR	NIL
BILE SALTS (BS)	ABSENT
BILE PIGMENT (BP)	ABSENT
PHOSPHATE	ABSENT

MICROSCOPIC EXAMINATION

PUS CELLS	6-8	/HPF
EPITHELIAL CELLS	2-3	/HPF
RBC'S	0-1	/HPF
CASTS	NIL	
CRYSTALS	NIL	

** End of Report **


Dr. Tanuja Goyal

M.B.B.S., M.D. Path
Consultant Pathologist

Not valid for Medicolegal purpose

All tests have Technical Limitations. Collaborative, Clinicopathological Interpretation is indicated in case of disparity test maybe repeated immediately. Report are to be interpreted by qualified medical specialist. In case of any discrepancy due to machine error or typing error, Please get it rectified immediately.

28-11-2021 11:44:22 PM

ID: 1010
ASHOK KUMAR MEEENA
Male 32Years

BPL - 02

HR	: 59	bpm
P	: 106	ms
PR	: 146	ms
QRS	: 82	ms
QT/QTc	: 362/360	ms
P/QRST	: 72/62/55	ms
RV5/SV1	: 1.962/0.622	mV

Diagnosis Information:
Sinus Bradycardia
High T wave(V2, V3)
Slight ST Elevation(V2, V4)

Report Confirmed by:

