


<b>Patient Name</b> : MRS. GUPTA AMRITA ABHISHEK	<b>Reference</b> : MEDIWHEEL	<b>Registered On</b> : Sep 09, 2023, 09:48 a.m.
<b>Age / Sex</b> : 37 years / Female	<b>Organization</b> : Mediwheel	<b>Collected On</b> : Sep 09, 2023, 10:23 a.m.
<b>LCID No</b> : 323090276	<b>Org ID</b> : NA	<b>Reported On</b> : Sep 09, 2023, 02:59 p.m.
<b>UID No</b> : 94397		

### COMPLETE BLOOD COUNT (CBC) LC

Specimen Type : EDTA

Test Description	Value(s)	Unit(s)	Reference Range
<b>HEMATOLOGY</b>			
Haemoglobin (Mod.Cyanmethemoglobin)	13.1	gms%	12 - 15
R.B.C Count (Impedence)	4.47	x10 <sup>6</sup> /cmm	3.8 - 4.8
PCV (Conductivity)	38.7	%	36 - 46
MCV (Calculated)	86.58	fL	83 - 101
MCH(Calculated)	29.31	Pg	27 - 32
MCHC(Calculated)	33.85	gms%	31.5 - 34.5
W.B.C. Count(Impedence)	7.26	x10 <sup>3</sup> /cmm	4 - 10
RDW(Calculated)	13.3	%	11.6 - 14.0
MPV(Calculated)	10.2	fL	6 - 11
Platelet Count(Impedence)	<b>4.19</b>	x10 <sup>5</sup> /cmm	1.50 - 4.10
<b>DIFFERENTIAL COUNT (Impedence,Light Absorbance)</b>			
Neutrophils	53	%	40 - 80
Lymphocytes	32	%	20 - 40
Eosinophils	06	%	1 - 6
Monocytes	09	%	2 - 10
Basophils	0	%	0 - 2
RBC Morphology <i>Staining &amp; Microscopy</i>	Normocytic normochromic.		
WBC Morphology <i>Staining &amp; Microscopy</i>	Normal		
PLATELETS <i>Staining &amp; Microscopy</i>	Adequate on smear.		
Other	-		

CBC done on fully Automated Yumizen H550


\*\*END OF REPORT\*\*




**Dr. Vijay Varde**  
M.D.(Path) D.P.B  
Consultant Pathologist

# Report



<b>Patient Name</b> : MRS. GUPTA AMRITA ABHISHEK	<b>Reference</b> : MEDIWHEEL	<b>Registered On</b> : Sep 09, 2023, 09:48 a.m.
<b>Age / Sex</b> : 37 years / Female	<b>Organization</b> : Mediwheel	<b>Collected On</b> : Sep 09, 2023, 10:23 a.m.
<b>LCID No</b> : 323090276	<b>Org ID</b> : NA	<b>Reported On</b> : Sep 09, 2023, 05:11 p.m.
<b>UID No</b> : 94397		

## BLOOD GROUP LC

Specimen Type : EDTA

Test Description	Value(s)	Unit(s)	Reference Range
------------------	----------	---------	-----------------

### SEROLOGY

ABO Group	"O"		
<i>BySLIDE/TUBE Method</i>			
Rh (Factor)	Positive		
<i>BySLIDE/TUBE Method</i>			
Remark			
<i>Test done by : Agglutination Forward &amp; Reverse Method (Whole Blood &amp; Serum)</i>			

\* : *Rechecked*

\*\*END OF REPORT\*\*




A handwritten signature in black ink, appearing to read "Dr. Varde".

Dr. Vijay Varde  
M.D.(Path) D.P.B  
Consultant Pathologist

# Report



<b>Patient Name</b> : MRS. GUPTA AMRITA ABHISHEK	<b>Reference</b> : MEDIWHEEL	<b>Registered On</b> : Sep 09, 2023, 09:48 a.m.
<b>Age / Sex</b> : 37 years / Female	<b>Organization</b> : Mediwheel	<b>Collected On</b> : Sep 09, 2023, 10:23 a.m.
<b>LCID No</b> : 32309027601	<b>Org ID</b> : NA	<b>Reported On</b> : Sep 09, 2023, 03:17 p.m.
<b>UID No</b> : 94397		

## Blood sugar fasting LC

Specimen Type : Plasma

Test Description	Value(s)	Unit(s)	Reference Range
------------------	----------	---------	-----------------

### BIOCHEMISTRY

Blood Sugar Fasting

**Glucose value**

*By Hexokinase method*

83

mg/dl

70 - 110

Diagnostic criteria of Diabetes Mellitus (ADA guidelines 2021)

Fasting Blood Glucose :  $\geq 126$  mg/dl

OR

2 Hr Post Glucose :  $\geq 200$  mg/dl

OR

HbA1c  $\geq 6.5$  %

OR

Random Blood Glucose :  $\geq 200$  mg/dl

\*\*END OF REPORT\*\*




A handwritten signature in black ink, appearing to read "Dr. Varde".

Dr. Vijay Varde  
M.D.(Path) D.P.B  
Consultant Pathologist

# Report



<b>Patient Name</b> : MRS. GUPTA AMRITA ABHISHEK	<b>Reference</b> : MEDIWHEEL	<b>Registered On</b> : Sep 09, 2023, 09:48 a.m.
<b>Age / Sex</b> : 37 years / Female	<b>Organization</b> : Mediwheel	<b>Collected On</b> : Sep 09, 2023, 10:23 a.m.
<b>LCID No</b> : 323090276	<b>Org ID</b> : NA	<b>Reported On</b> : Sep 09, 2023, 03:15 p.m.
<b>UID No</b> : 94397		

## Urine Routine LC

Specimen Type : Urine

Test Description	Value(s)	Unit(s)	Reference Range
------------------	----------	---------	-----------------

### CLINICAL PATHOLOGY

#### Physical Examination

Quantity	30	ml	-
Colour <i>By Visual Examination</i>	Pale yellow		
Appearance	Clear		
Specific Gravity <i>By Ion Concentration / Color Indicator</i>	1.005		1.000 - 1.035
Reaction (pH) <i>By Color Indicator</i>	5.0		5.0 - 8.0

#### Chemical Examination

Proteins <i>By Turbidometric Method</i>	Absent		Absent
Bile salts	Absent		Absent
Bile Pigments <i>By Diazo / Fouchets</i>	Absent		
Occult Blood <i>By Oxidation / Microscopy</i>	Absent		Absent
Glucose <i>By Enzymatic, GOD, POD &amp; Benedicts Test</i>	Absent		Absent
Ketones	Absent		Absent
Urobilinogen <i>By Diazo/p-amino Benzaldehyde react</i>	Normal		Normal

#### Microscopic Examination (per H.P.F.)

Epithelial Cells	1 - 2	/hpf	3 - 5
Leucocytes	3 - 4	/hpf	0 - 5
Red Blood Cells	Absent	/hpf	0 - 2
Casts	Absent		
Crystals	Absent		
Trichomonas vaginalis	Absent		
Yeast	Absent		
Spermatozoa <i>By Manual Microscopy</i>	Absent		

CHEMICAL EXAMINATION DONE BY MULTISTIX.SG (SIEMENS)

\*\*END OF REPORT\*\*

# Report



**Patient Name** : MRS. GUPTA AMRITA  
ABHISHEK  
**Age / Sex** : 37 years / Female  
**LCID No** : 323090276  
**UID No** : 94397

**Reference** : MEDIWHEEL  
**Organization** : Mediwheel  
**Org ID** : NA

**Registered On** : Sep 09, 2023, 09:48 a.m.


**Collected On** : Sep 09, 2023, 10:23 a.m.

**Reported On** : Sep 09, 2023, 03:15 p.m.



A handwritten signature in black ink, appearing to read "Rohini Gedam".

**Dr. Rohini Gedam D.P.B.**  
Consultant Pathologist

<b>Patient Name</b> : MRS. GUPTA AMRITA ABHISHEK	<b>Reference</b> : MEDIWHEEL	<b>Registered On</b> : Sep 09, 2023, 09:48 a.m.
<b>Age / Sex</b> : 37 years / Female	<b>Organization</b> : Mediwheel	<b>Collected On</b> : Sep 09, 2023, 10:23 a.m.
<b>LCID No</b> : 323090276	<b>Org ID</b> : NA	<b>Reported On</b> : Sep 09, 2023, 02:59 p.m.
<b>UID No</b> : 94397		

### COMPLETE BLOOD COUNT (CBC) LC

Specimen Type : EDTA

Test Description	Value(s)	Unit(s)	Reference Range
<b>HEMATOLOGY</b>			
Haemoglobin (Mod.Cyanmethemoglobin)	13.1	gms%	12 - 15
R.B.C Count (Impedence)	4.47	x10 <sup>6</sup> /cmm	3.8 - 4.8
PCV (Conductivity)	38.7	%	36 - 46
MCV (Calculated)	86.58	fL	83 - 101
MCH(Calculated)	29.31	Pg	27 - 32
MCHC(Calculated)	33.85	gms%	31.5 - 34.5
W.B.C. Count(Impedence)	7.26	x10 <sup>3</sup> /cmm	4 - 10
RDW(Calculated)	13.3	%	11.6 - 14.0
MPV(Calculated)	10.2	fL	6 - 11
Platelet Count(Impedence)	<b>4.19</b>	x10 <sup>5</sup> /cmm	1.50 - 4.10
<b>DIFFERENTIAL COUNT (Impedence,Light Absorbance)</b>			
Neutrophils	53	%	40 - 80
Lymphocytes	32	%	20 - 40
Eosinophils	06	%	1 - 6
Monocytes	09	%	2 - 10
Basophils	0	%	0 - 2
RBC Morphology <i>Staining &amp; Microscopy</i>	Normocytic normochromic.		
WBC Morphology <i>Staining &amp; Microscopy</i>	Normal		
PLATELETS <i>Staining &amp; Microscopy</i>	Adequate on smear.		
Other	-		

CBC done on fully Automated Yumizen H550


\*\*END OF REPORT\*\*




**Dr. Vijay Varde**  
M.D.(Path) D.P.B  
Consultant Pathologist

# Report



<b>Patient Name</b> : MRS. GUPTA AMRITA ABHISHEK	<b>Reference</b> : MEDIWHEEL	<b>Registered On</b> : Sep 09, 2023, 09:48 a.m.
<b>Age / Sex</b> : 37 years / Female	<b>Organization</b> : Mediwheel	<b>Collected On</b> : Sep 09, 2023, 10:23 a.m.
<b>LCID No</b> : 323090276	<b>Org ID</b> : NA	<b>Reported On</b> : Sep 09, 2023, 05:11 p.m.
<b>UID No</b> : 94397		

## BLOOD GROUP LC

Specimen Type : EDTA

Test Description	Value(s)	Unit(s)	Reference Range
------------------	----------	---------	-----------------

### SEROLOGY

ABO Group

"O"

*BySLIDE/TUBE Method*

Rh (Factor)

Positive

*BySLIDE/TUBE Method*

Remark

*Test done by : Agglutination Forward & Reverse Method (Whole Blood & Serum)*

\* : *Rechecked*

\*\*END OF REPORT\*\*




A handwritten signature in black ink, appearing to read "Dr. Vijay Varde".

**Dr. Vijay Varde**  
**M.D.(Path) D.P.B**  
Consultant Pathologist

# Report



<b>Patient Name</b> : MRS. GUPTA AMRITA ABHISHEK	<b>Reference</b> : MEDIWHEEL	<b>Registered On</b> : Sep 09, 2023, 09:48 a.m.
<b>Age / Sex</b> : 37 years / Female	<b>Organization</b> : Mediwheel	<b>Collected On</b> : Sep 09, 2023, 10:23 a.m.
<b>LCID No</b> : 32309027601	<b>Org ID</b> : NA	<b>Reported On</b> : Sep 09, 2023, 03:17 p.m.
<b>UID No</b> : 94397		

## Blood sugar fasting LC

Specimen Type : Plasma

Test Description	Value(s)	Unit(s)	Reference Range
------------------	----------	---------	-----------------

### BIOCHEMISTRY

Blood Sugar Fasting

**Glucose value**

*By Hexokinase method*

83

mg/dl

70 - 110

Diagnostic criteria of Diabetes Mellitus (ADA guidelines 2021)

Fasting Blood Glucose :  $\geq 126$  mg/dl

OR

2 Hr Post Glucose :  $\geq 200$  mg/dl

OR

HbA1c  $\geq 6.5$  %

OR

Random Blood Glucose :  $\geq 200$  mg/dl

\*\*END OF REPORT\*\*




Dr. Vijay Varde  
M.D.(Path) D.P.B  
Consultant Pathologist



# Report



<b>Patient Name</b> : MRS. GUPTA AMRITA ABHISHEK	<b>Reference</b> : MEDIWHEEL	<b>Registered On</b> : Sep 09, 2023, 09:48 a.m.
<b>Age / Sex</b> : 37 years / Female	<b>Organization</b> : Mediwheel	<b>Collected On</b> : Sep 09, 2023, 10:23 a.m.
<b>LCID No</b> : 323090276	<b>Org ID</b> : NA	<b>Reported On</b> : Sep 09, 2023, 03:15 p.m.
<b>UID No</b> : 94397		

## Urine Routine LC

Specimen Type : Urine

Test Description	Value(s)	Unit(s)	Reference Range
<b><u>CLINICAL PATHOLOGY</u></b>			
<b><u>Physical Examination</u></b>			
Quantity	30	ml	-
Colour <i>By Visual Examination</i>	Pale yellow		
Appearance	Clear		
Specific Gravity <i>By Ion Concentration / Color Indicator</i>	1.005		1.000 - 1.035
Reaction (pH) <i>By Color Indicator</i>	5.0		5.0 - 8.0
<b><u>Chemical Examination</u></b>			
Proteins <i>By Turbidometric Method</i>	Absent		Absent
Bile salts	Absent		Absent
Bile Pigments <i>By Diazo / Fouchets</i>	Absent		
Occult Blood <i>By Oxidation / Microscopy</i>	Absent		Absent
Glucose <i>By Enzymatic, GOD, POD &amp; Benedicts Test</i>	Absent		Absent
Ketones	Absent		Absent
Urobilinogen <i>By Diazo/p-amino Benzaldehyde react</i>	Normal		Normal
<b><u>Microscopic Examination (per H.P.F.)</u></b>			
Epithelial Cells	1 - 2	/hpf	3 - 5
Leucocytes	3 - 4	/hpf	0 - 5
Red Blood Cells	Absent	/hpf	0 - 2
Casts	Absent		
Crystals	Absent		
Trichomonas vaginalis	Absent		
Yeast	Absent		
Spermatozoa <i>By Manual Microscopy</i>	Absent		

CHEMICAL EXAMINATION DONE BY MULTISTIX.SG (SIEMENS)

\*\*END OF REPORT\*\*

# Report



**Patient Name** : MRS. GUPTA AMRITA  
ABHISHEK  
**Age / Sex** : 37 years / Female  
**LCID No** : 323090276  
**UID No** : 94397

**Reference** : MEDIWHEEL  
**Organization** : Mediwheel  
**Org ID** : NA


**Registered On** : Sep 09, 2023, 09:48 a.m.

**Collected On** : Sep 09, 2023, 10:23 a.m.

**Reported On** : Sep 09, 2023, 03:15 p.m.



**Dr. Rohini Gedam D.P.B.**  
Consultant Pathologist

<b>Patient Name</b> : MRS. GUPTA AMRITA ABHISHEK	<b>Reference</b> : MEDIWHEEL	<b>Registered On</b> : Sep 09, 2023, 09:48 a.m.
<b>Age / Sex</b> : 37 years / Female	<b>Organization</b> : Mediwheel	<b>Collected On</b> : Sep 09, 2023, 10:23 a.m.
<b>LCID No</b> : 323090276	<b>Org ID</b> : NA	<b>Reported On</b> : Sep 09, 2023, 02:59 p.m.
<b>UID No</b> : 94397		

### COMPLETE BLOOD COUNT (CBC) LC

Specimen Type : EDTA

Test Description	Value(s)	Unit(s)	Reference Range
<b>HEMATOLOGY</b>			
Haemoglobin (Mod.Cyanmethemoglobin)	13.1	gms%	12 - 15
R.B.C Count (Impedence)	4.47	x10 <sup>6</sup> /cmm	3.8 - 4.8
PCV (Conductivity)	38.7	%	36 - 46
MCV (Calculated)	86.58	fL	83 - 101
MCH(Calculated)	29.31	Pg	27 - 32
MCHC(Calculated)	33.85	gms%	31.5 - 34.5
W.B.C. Count(Impedence)	7.26	x10 <sup>3</sup> /cmm	4 - 10
RDW(Calculated)	13.3	%	11.6 - 14.0
MPV(Calculated)	10.2	fL	6 - 11
Platelet Count(Impedence)	<b>4.19</b>	x10 <sup>5</sup> /cmm	1.50 - 4.10
<b>DIFFERENTIAL COUNT (Impedence,Light Absorbance)</b>			
Neutrophils	53	%	40 - 80
Lymphocytes	32	%	20 - 40
Eosinophils	06	%	1 - 6
Monocytes	09	%	2 - 10
Basophils	0	%	0 - 2
RBC Morphology <i>Staining &amp; Microscopy</i>	Normocytic normochromic.		
WBC Morphology <i>Staining &amp; Microscopy</i>	Normal		
PLATELETS <i>Staining &amp; Microscopy</i>	Adequate on smear.		
Other	-		

CBC done on fully Automated Yumizen H550


\*\*END OF REPORT\*\*




**Dr. Vijay Varde**  
M.D.(Path) D.P.B  
Consultant Pathologist

# Report



<b>Patient Name</b> : MRS. GUPTA AMRITA ABHISHEK	<b>Reference</b> : MEDIWHEEL	<b>Registered On</b> : Sep 09, 2023, 09:48 a.m.
<b>Age / Sex</b> : 37 years / Female	<b>Organization</b> : Mediwheel	<b>Collected On</b> : Sep 09, 2023, 10:23 a.m.
<b>LCID No</b> : 323090276	<b>Org ID</b> : NA	<b>Reported On</b> : Sep 09, 2023, 05:11 p.m.
<b>UID No</b> : 94397		

## BLOOD GROUP LC

Specimen Type : EDTA

Test Description	Value(s)	Unit(s)	Reference Range
------------------	----------	---------	-----------------

### SEROLOGY

ABO Group	"O"		
<i>BySLIDE/TUBE Method</i>			
Rh (Factor)	Positive		
<i>BySLIDE/TUBE Method</i>			
Remark			
<i>Test done by : Agglutination Forward &amp; Reverse Method (Whole Blood &amp; Serum)</i>			

\* : *Rechecked*


\*\*END OF REPORT\*\*



Dr. Vijay Varde  
M.D.(Path) D.P.B  
Consultant Pathologist

# Report



<b>Patient Name</b> : MRS. GUPTA AMRITA ABHISHEK	<b>Reference</b> : MEDIWHEEL	<b>Registered On</b> : Sep 09, 2023, 09:48 a.m.
<b>Age / Sex</b> : 37 years / Female	<b>Organization</b> : Mediwheel	<b>Collected On</b> : Sep 09, 2023, 10:23 a.m.
<b>LCID No</b> : 323090276	<b>Org ID</b> : NA	<b>Reported On</b> : Sep 09, 2023, 07:01 p.m.
<b>UID No</b> : 94397		

## Total Cholesterol

Specimen Type : Serum

Test Description	Value(s)	Unit(s)	Reference Range
<b><u>BIOCHEMISTRY</u></b>			
Total Cholesterol (Serum) <i>By CHOD-PAP Method</i>	194	mg/dl	UPTO 200

Total Cholesterol : Desirable : Less than 200 mg%  
Borderline High : 200 - 239 mg% High : More than 239 mg%

Done on fully automated SIEMENS DIMENSION RXL MAX.

\* : Rechecked

\*\*END OF REPORT\*\*




A handwritten signature in black ink, appearing to read "Vijay Varde".

Dr. Vijay Varde  
M.D.(Path) D.P.B  
Consultant Pathologist

# Report



<b>Patient Name</b> : MRS. GUPTA AMRITA ABHISHEK	<b>Reference</b> : MEDIWHEEL	<b>Registered On</b> : Sep 09, 2023, 09:48 a.m.
<b>Age / Sex</b> : 37 years / Female	<b>Organization</b> : Mediwheel	<b>Collected On</b> : Sep 09, 2023, 10:23 a.m.
<b>LCID No</b> : 323090276	<b>Org ID</b> : NA	<b>Reported On</b> : Sep 09, 2023, 07:01 p.m.
<b>UID No</b> : 94397		

## Triglycerides

Specimen Type : Serum

Test Description	Value(s)	Unit(s)	Reference Range
------------------	----------	---------	-----------------

### BIOCHEMISTRY

Serum Triglycerides <i>By Enzymatic GPO/PAP Method</i>	<b>164</b>	mg/dl	Less than 150
---	------------	-------	---------------

*Triglycerides :*

*Normal : Less than 150 mg%*

*Borderline : 150 - 199 mg%*

*High : 200 - 499 mg%*

*Very High : More than 499 mg%*

*Done on fully automated SIEMENS DIMENSION RXL MAX.*

**\* : Rechecked**

**\*\*END OF REPORT\*\***



A handwritten signature in black ink, appearing to read "Dr. Varde".

**Dr. Vijay Varde**  
**M.D.(Path) D.P.B**  
Consultant Pathologist

# Report



**Patient Name** : MRS. GUPTA AMRITA  
ABHISHEK  
**Age / Sex** : 37 years / Female  
**LCID No** : 323090276  
**UID No** : 94397  
**Reference** : MEDIWHEEL  
**Organization** : Mediwheel  
**Org ID** : NA

**Registered On** : Sep 09, 2023, 09:48 a.m.

**Collected On** : Sep 09, 2023, 10:23 a.m.

**Reported On** : Sep 09, 2023, 06:50 p.m.



## Blood sugar fasting LC

Specimen Type : Plasma

Test Description	Value(s)	Unit(s)	Reference Range
------------------	----------	---------	-----------------

### BIOCHEMISTRY

Blood Sugar Fasting

**Glucose value**

*By Hexokinase method*

83

mg/dl

70 - 110

Diagnostic criteria of Diabetes Mellitus (ADA guidelines 2021)

Fasting Blood Glucose :  $\geq 126$  mg/dl

OR

2 Hr Post Glucose :  $\geq 200$  mg/dl

OR

HbA1c  $\geq 6.5$  %

OR

Random Blood Glucose :  $\geq 200$  mg/dl


\*\*END OF REPORT\*\*



**Dr. Vijay Varde**  
**M.D.(Path) D.P.B**  
Consultant Pathologist

# Report



<b>Patient Name</b> : MRS. GUPTA AMRITA ABHISHEK	<b>Reference</b> : MEDIWHEEL	<b>Registered On</b> : Sep 09, 2023, 09:48 a.m.
<b>Age / Sex</b> : 37 years / Female	<b>Organization</b> : Mediwheel	<b>Collected On</b> : Sep 09, 2023, 10:23 a.m.
<b>LCID No</b> : 323090276	<b>Org ID</b> : NA	<b>Reported On</b> : Sep 09, 2023, 06:50 p.m.
<b>UID No</b> : 94397		

## Glycosylated HB A1c

Specimen Type : EDTA

Test Description	Value(s)	Unit(s)	Reference Range
<b><u>BIOCHEMISTRY</u></b>			
Glycosylated HBA1C	5.1	%	
AVERAGE BLOOD GLUCOSE LEVEL	99.67	mg/dl	

Reference Values : Glyco HB A1c

Non Diabetic : 4.0 - 6.0

Good Diabetic Control : 6.0 - 7.0

Fair Diabetic Control : 7.0 - 8.0

Poor Diabetic Control : > 8.0

Maintaining HbA1c levels to less than 7% will reduce risk of long term complications of Diabetes.

Method : Ion Exchange HIGH Pressure Liquid Chromatography (HPLC), on Fully Automated Biorad D10 analyser.

**INFORMATION** : Glycosylated Haemoglobin accumulates within the red blood cells & exists in this form throughout the lifespan of red cells. Thus a single HbA1c value taken every 2 - 3 months

serves over those months. The measurement of HbA1c has been used as an index of metabolic control of diabetes during the preceding 2 - 3 months providing physician with an objective look at patient's diabetes control. HbA1c is not affected by factors like intake of carbohydrates, timing of antidiabetes drugs, daily activities.

Test done on BIORAD D10.

This test has been performed at Lifecare Diagnostics & Research Centre Pvt. Ltd.

Diagnostic criteria of Diabetes Mellitus (ADA guidelines 2021)

Fasting Blood Glucose :  $\geq 126$  mg/dl

OR

2 Hr Post Glucose :  $\geq 200$  mg/dl

OR

HbA1c  $\geq 6.5$  %

OR

Random Blood Glucose :  $\geq 200$  mg/dl

\*\*END OF REPORT\*\*



# Report



**Patient Name** : MRS. GUPTA AMRITA  
ABHISHEK  
**Age / Sex** : 37 years / Female  
**LCID No** : 323090276  
**UID No** : 94397

**Reference** : MEDIWHEEL  
**Organization** : Mediwheel  
**Org ID** : NA

**Registered On** : Sep 09, 2023, 09:48 a.m.

**Collected On** : Sep 09, 2023, 10:23 a.m.

**Reported On** : Sep 09, 2023, 06:50 p.m.



A handwritten signature in black ink, appearing to read "Dr. Varde".

**Dr. Vijay Varde**  
**M.D.(Path) D.P.B**  
Consultant Pathologist

# Report



**Patient Name** : MRS. GUPTA AMRITA  
ABHISHEK  
**Age / Sex** : 37 years / Female  
**LCID No** : 323090276  
**UID No** : 94397

**Reference** : MEDIWHEEL  
**Organization** : Mediwheel  
**Org ID** : NA

**Registered On** : Sep 09, 2023, 09:48 a.m.

**Collected On** : Sep 09, 2023, 10:23 a.m.

**Reported On** : Sep 09, 2023, 07:01 p.m.



## LIVER FUNCTION TEST (LFT) LC

Specimen Type : Serum


Test Description	Value(s)	Unit(s)	Reference Range
<b><u>BIOCHEMISTRY</u></b>			
Serum Bilirubin (Total) <i>ByDiazo Method</i>	<b>0.17</b>	mg/dl	0.2 - 1.0
Serum Bilirubin (Direct) <i>ByDiazo Method</i>	0.04	mg/dl	0.0 - 0.2
Serum Bilirubin (Indirect) <i>Calculated</i>	0.13	mg/dl	upto 0.90
S.G.O.T (AST) <i>BySerum By Enzymatic Method IFCC</i>	<b>13</b>	U/L	15 - 37
S.G.P.T <i>BySerum by Enzymatic Method</i>	25	U/L	16 - 63
Serum GGTP <i>ByEnzymatic Method</i>	49	U/L	15 - 85
Alkaline Phosphatase	76	U/L	46-116
Serum Proteins <i>ByBiuret Method</i>	7.6	g/dl	6.4 - 8.2
S. Albumin <i>ByBromocresol purple Method</i>	3.8	g/dl	3.4 - 5.0
Serum Globulin	<b>3.80</b>	gm/dl	1.8 - 3.6
A/G Ratio	<b>1</b>		1.5 - 3.5
Remark			

\*\*END OF REPORT\*\*



**Dr. Vijay Varde**  
**M.D.(Path) D.P.B**  
Consultant Pathologist

# Report

<b>Patient Name</b> : MRS. GUPTA AMRITA ABHISHEK	<b>Reference</b> : MEDIWHEEL	<b>Registered On</b> : Sep 09, 2023, 09:48 a.m.
<b>Age / Sex</b> : 37 years / Female	<b>Organization</b> : Mediwheel	<b>Collected On</b> : Sep 09, 2023, 10:23 a.m.
<b>LCID No</b> : 323090276	<b>Org ID</b> : NA	<b>Reported On</b> : Sep 09, 2023, 07:01 p.m.
<b>UID No</b> : 94397		

## LIPID PROFILE LC

Specimen Type : Serum

Test Description	Value(s)	Unit(s)	Reference Range
<b>BIOCHEMISTRY</b>			
Triglycerides <i>By Enzymatic GPO/PAP Method</i>	164	mg/dl	Less than 150
Total Cholesterol <i>By CHOD-PAP Method</i>	194	mg/dl	UPTO 200
HDL Cholesterol <i>By Enzymatic Method</i>	32	mg/dl	40 - 60
VLDL Cholesterol	32.80	mg/dl	6 - 38
LDL Cholesterol	129.20	mg/dl	Upto 100
Cholesterol : HDL Cholesterol Ratio	6.06		Upto - 5
LDL Cholesterol/HDL Cholesterol Ratio	4.04		Upto 4

<b>Total Cholesterol :</b>	<b>HDL-Cholesterol:</b>
<i>Desirable : Less than 200 mg%</i> <i>Borderline High : 200 - 239 mg% High : More than 239 mg%</i>	<i>Desirable : More than 40 mg%</i> <i>Low : Less than 40 mg%</i>
<b>LDL-Cholesterol (Non-protective cholesterol) :</b>	<b>Triglycerides :</b>
<i>Optimal : Less than 100 mg% NearOptimal : 100 - 129 mg%</i> <i>Borderline High : 130 - 159 mg%</i> <i>High : 160 - 189 mg%</i> <i>Very High : More than 189 mg%</i>	<i>Normal : Less than 150 mg%</i> <i>Borderline : 150 - 199 mg%</i> <i>High : 200 - 499 mg%</i> <i>Very High : More than 499 mg%</i>

\*\*END OF REPORT\*\*



Dr. Vijay Varde  
M.D.(Path) D.P.B  
Consultant Pathologist

# Report



**Patient Name** : MRS. GUPTA AMRITA  
ABHISHEK  
**Age / Sex** : 37 years / Female  
**LCID No** : 323090276  
**UID No** : 94397

**Reference** : MEDIWHEEL  
**Organization** : Mediwheel  
**Org ID** : NA

**Registered On** : Sep 09, 2023, 09:48 a.m.

**Collected On** : Sep 09, 2023, 10:23 a.m.

**Reported On** : Sep 09, 2023, 07:01 p.m.



## Uric Acid

Specimen Type : Serum

Test Description	Value(s)	Unit(s)	Reference Range
<b>BIOCHEMISTRY</b>			
Serum Uric Acid <i>By Serum by Uricase Method</i>	3.2	mg/dl	2.6 - 6.0

\*\*END OF REPORT\*\*




A handwritten signature in black ink, appearing to read "Vijay Varde".

**Dr. Vijay Varde**  
**M.D.(Path) D.P.B**  
Consultant Pathologist

# Report



<b>Patient Name</b> : MRS. GUPTA AMRITA ABHISHEK	<b>Reference</b> : MEDIWHEEL	<b>Registered On</b> : Sep 09, 2023, 09:48 a.m.
<b>Age / Sex</b> : 37 years / Female	<b>Organization</b> : Mediwheel	<b>Collected On</b> : Sep 09, 2023, 10:23 a.m.
<b>LCID No</b> : 323090276	<b>Org ID</b> : NA	<b>Reported On</b> : Sep 09, 2023, 03:15 p.m.
<b>UID No</b> : 94397		

## Urine Routine LC

Specimen Type : Urine

Test Description	Value(s)	Unit(s)	Reference Range
------------------	----------	---------	-----------------

### CLINICAL PATHOLOGY

#### Physical Examination

Quantity	30	ml	-
Colour <i>By Visual Examination</i>	Pale yellow		
Appearance	Clear		
Specific Gravity <i>By Ion Concentration / Color Indicator</i>	1.005		1.000 - 1.035
Reaction (pH) <i>By Color Indicator</i>	5.0		5.0 - 8.0

#### Chemical Examination

Proteins <i>By Turbidometric Method</i>	Absent		Absent
Bile salts	Absent		Absent
Bile Pigments <i>By Diazo / Fouchets</i>	Absent		
Occult Blood <i>By Oxidation / Microscopy</i>	Absent		Absent
Glucose <i>By Enzymatic, GOD, POD &amp; Benedicts Test</i>	Absent		Absent
Ketones	Absent		Absent
Urobilinogen <i>By Diazo/p-amino Benzaldehyde react</i>	Normal		Normal

#### Microscopic Examination (per H.P.F.)

Epithelial Cells	1 - 2	/hpf	3 - 5
Leucocytes	3 - 4	/hpf	0 - 5
Red Blood Cells	Absent	/hpf	0 - 2
Casts	Absent		
Crystals	Absent		
Trichomonas vaginalis	Absent		
Yeast	Absent		
Spermatozoa <i>By Manual Microscopy</i>	Absent		

CHEMICAL EXAMINATION DONE BY MULTISTIX.SG (SIEMENS)

\*\*END OF REPORT\*\*

# Report



**Patient Name** : MRS. GUPTA AMRITA  
ABHISHEK  
**Age / Sex** : 37 years / Female  
**LCID No** : 323090276  
**UID No** : 94397

**Reference** : MEDIWHEEL  
**Organization** : Mediwheel  
**Org ID** : NA

**Registered On** : Sep 09, 2023, 09:48 a.m.


**Collected On** : Sep 09, 2023, 10:23 a.m.

**Reported On** : Sep 09, 2023, 03:15 p.m.



A handwritten signature in black ink, appearing to read "Rohini Gedam".

**Dr. Rohini Gedam D.P.B.**  
Consultant Pathologist

<b>Patient Name</b> : MRS. GUPTA AMRITA ABHISHEK	<b>Reference</b> : MEDIWHEEL	<b>Registered On</b> : Sep 09, 2023, 09:48 a.m.
<b>Age / Sex</b> : 37 years / Female	<b>Organization</b> : Mediwheel	<b>Collected On</b> : Sep 09, 2023, 10:23 a.m.
<b>LCID No</b> : 323090276	<b>Org ID</b> : NA	<b>Reported On</b> : Sep 09, 2023, 02:59 p.m.
<b>UID No</b> : 94397		

### COMPLETE BLOOD COUNT (CBC) LC

Specimen Type : EDTA

Test Description	Value(s)	Unit(s)	Reference Range
<b>HEMATOLOGY</b>			
Haemoglobin (Mod.Cyanmethemoglobin)	13.1	gms%	12 - 15
R.B.C Count (Impedence)	4.47	x10 <sup>6</sup> /cmm	3.8 - 4.8
PCV (Conductivity)	38.7	%	36 - 46
MCV (Calculated)	86.58	fL	83 - 101
MCH(Calculated)	29.31	Pg	27 - 32
MCHC(Calculated)	33.85	gms%	31.5 - 34.5
W.B.C. Count(Impedence)	7.26	x10 <sup>3</sup> /cmm	4 - 10
RDW(Calculated)	13.3	%	11.6 - 14.0
MPV(Calculated)	10.2	fL	6 - 11
Platelet Count(Impedence)	<b>4.19</b>	x10 <sup>5</sup> /cmm	1.50 - 4.10
<b>DIFFERENTIAL COUNT (Impedence,Light Absorbance)</b>			
Neutrophils	53	%	40 - 80
Lymphocytes	32	%	20 - 40
Eosinophils	06	%	1 - 6
Monocytes	09	%	2 - 10
Basophils	0	%	0 - 2
RBC Morphology <i>Staining &amp; Microscopy</i>	Normocytic normochromic.		
WBC Morphology <i>Staining &amp; Microscopy</i>	Normal		
PLATELETS <i>Staining &amp; Microscopy</i>	Adequate on smear.		
Other	-		

CBC done on fully Automated Yumizen H550

\*\*END OF REPORT\*\*




**Dr. Vijay Varde**  
M.D.(Path) D.P.B  
Consultant Pathologist

# Report



**Patient Name** : MRS. GUPTA AMRITA  
ABHISHEK  
**Age / Sex** : 37 years / Female  
**LCID No** : 323090276  
**UID No** : 94397

**Reference** : MEDIWHEEL  
**Organization** : Mediwheel  
**Org ID** : NA

**Registered On** : Sep 09, 2023, 09:48 a.m.

**Collected On** : Sep 09, 2023, 10:23 a.m.

**Reported On** : Sep 09, 2023, 07:05 p.m.



## Blood Urea/BUN

Specimen Type : Serum

Test Description	Value(s)	Unit(s)	Reference Range
<b><u>BIOCHEMISTRY</u></b>			
Serum Urea <i>ByUrease Method</i>	13.05	mg/dl	10 - 38.5
BUN <i>BySerum By Urease with GLDH</i>	6.1	mg/dl	5 - 18
Remark :			

\*\*END OF REPORT\*\*




**Dr. Vijay Varde**  
**M.D.(Path) D.P.B**  
Consultant Pathologist



# Report



<b>Patient Name</b> : MRS. GUPTA AMRITA ABHISHEK	<b>Reference</b> : MEDIWHEEL	<b>Registered On</b> : Sep 09, 2023, 09:48 a.m.
<b>Age / Sex</b> : 37 years / Female	<b>Organization</b> : Mediwheel	<b>Collected On</b> : Sep 09, 2023, 10:23 a.m.
<b>LCID No</b> : 323090276	<b>Org ID</b> : NA	<b>Reported On</b> : Sep 09, 2023, 07:05 p.m.
<b>UID No</b> : 94397		

## CREATININE (SIEMENS) LC

Specimen Type : Serum

Test Description	Value(s)	Unit(s)	Reference Range
<b><u>BIOCHEMISTRY</u></b>			
Creatinine	0.53	mg/dl	0.55 - 1.02


\*\*END OF REPORT\*\*



Dr. Vijay Varde  
M.D.(Path) D.P.B  
Consultant Pathologist

# Report



<b>Patient Name</b> : MRS. GUPTA AMRITA ABHISHEK	<b>Reference</b> : MEDIWHEEL	<b>Registered On</b> : Sep 09, 2023, 09:48 a.m.
<b>Age / Sex</b> : 37 years / Female	<b>Organization</b> : Mediwheel	<b>Collected On</b> : Sep 09, 2023, 10:23 a.m.
<b>LCID No</b> : 323090276	<b>Org ID</b> : NA	<b>Reported On</b> : Sep 09, 2023, 07:05 p.m.
<b>UID No</b> : 94397		

## BUN / Creatinine Ratio

Specimen Type : Blood

Test Description	Value(s)	Unit(s)	Reference Range
<b><u>BIOCHEMISTRY</u></b>			
BUN / Creatinine Ratio <i>Calculation</i>	11.50		10:1 - 20:1

\*\*END OF REPORT\*\*



A handwritten signature in black ink, appearing to read "Dr. Vijay Varde".

**Dr. Vijay Varde**  
**M.D.(Path) D.P.B**  
Consultant Pathologist