



Bangalore Diagnostics & Multi-Speciality Centre

Quality Assurance : EQAP from AIIMS & CMC- Vellore

Quality. Trust. Since 1982.

198, 12th Main, 3rd Block, (Above Namma MTR, Next to SBI), Rajajinagar, Bangalore- 560 010.
Ph. : 080-23505407, 9448079978 e-mail : bangalore.d.s@gmail.com

SUMMARY REPORT

NAME ::	Mrs. Manisha
EMPLOYEE ID::	PI26-10000251
REF.BY::	Bank of Baroda.
AGE::	52 years
GENDER::	Female
DATE::	29/03/2020
HEIGHT (in mts)::	1.58
WEIGHT (in kgs)::	76
BMI::	30.4
WAIST CIRCUMFERENCE (in cms)::	105
HIP CIRCUMFERENCE (in cms)::	110
WAIST TO HIP RATIO::	0.95:1.0
BLOOD PRESSURE (mm hg)::	130/80 mm Hg

DR. MAHADEVA. K.C.
M.D., (Path)
KMC. No.: 17647

BANGALORE DIAGNOSTICS &
MULTI-SPECIALITY CENTRE
198, 12th Main, 3rd Block
Rajajinagar, Bangalore-560 010



ಭಾರತ ಸರ್ಕಾರ
Government of India

ಭಾರತೀಯ ವಿಶಿಷ್ಟ ಗುರುತು ಪ್ರಾಧಿಕಾರ
Unique Identification Authority of India


ನೋಂದಾವಣೆ ಕ್ರಮ ಸಂಖ್ಯೆ / Enrollment No. : 0000/00753/27444

To
Manisha
ಮನಿಷಾ
NO 513,
MEGA KAMLA RESIDENCY,
SRS ROAD,
VTC: Bangalore North, PO: Peenya Small Industries,
District: Bengaluru,
State: Karnataka, PIN Code: 560058,
Mobile: 9108133034

54955188



KF549551886FI



ನಿಮ್ಮ ಆಧಾರ್ ಸಂಖ್ಯೆ / Your Aadhaar No. :

2964 5684 8136

ನನ್ನ ಆಧಾರ್, ನನ್ನ ಗುರುತು



ಭಾರತ ಸರ್ಕಾರ

Government of India



Issue Date: 29/08/2011



ಮನಿಷಾ
Manisha
ಜನ್ಮ ದಿನಾಂಕ / DOB: 03/07/1969
ಸ್ತ್ರೀ / Female

2964 5684 8136

ನನ್ನ ಆಧಾರ್, ನನ್ನ ಗುರುತು

BANGALORE DIAGNOSTICS &
MULTI-SPECIALITY CENTRE
198, 12th Main, 3rd Block
Rajajinagar, Bangalore-560 010



Bangalore Diagnostics & Multi-Speciality Centre

Quality Assurance : EQAP from AIIMS & CMC- Vellore

Quality. Trust. Since 1982.

198, 12th Main, 3rd Block, (Above Namma MTR, Next to SBI), Rajajinagar, Bangalore- 560 010.
Ph. : 080-23505407, 9448079978 e-mail : bangalore.d.s@gmail.com

Name : MRS. MANISHA

Reg. No : C6867

Age/Sex: 52 Year(s) / Female

Date : 29/03/2022

Ref. by : DR. BANK OF BARODA

Corporate: NON CORPORATE

Test Name

Result

Reference Range

Page 1 of 4

HAEMATOLOGY REPORT

COMPLETE BLOOD COUNT

Haemoglobin	12.2 gms %	Male : 13.0 - 18.0 gms % Female: 11.0 - 15.0 gms %
Red Blood Cell Count	4.72 million/cumm	Male : 4.5-6.5 millions/cumm Female : 3.7-5.5 million/cumr

Packed Cell Volume	38.0 %	Females: 32 - 45 % Males: 39 - 54%
Total Count	5,900 cells /cumm	4000-11000 cells /cumm

Differential Count

Neutrophils	56.4 %	40 - 75%
Lymphocytes	36.8 %	20 - 45%
Monocytes	4.3 %	01 - 10%
Eosinophils	2.0 %	01 - 06 %
Basophils	0.5 %	00 to 01 %

COMPLETE BLOOD COUNT

Platelet count	2,19,000 cells/cumm	150000-400000 cells/cumm
Mean Corpuscular Volume	81 fL	78 - 98 fL
Mean Corpuscular Haemoglobin	26.0 pg	27 - 32 pg
Mean Corpuscular Haemoglobin Concentration	32.3 g/dl	31 - 36 g/dl
ESR	04 mm/hour	Male: 0 - 10 mm/ hour Female: 0 - 20 mm/hour

ABSOLUTE EOSINOPHIL COUNT	121 cells/cumm	40 - 440 cells/cumm
---------------------------	----------------	---------------------

BLOOD GROUP(ABO)	"B"
Rh Type (D)	POSITIVE

BIOCHEMISTRY REPORT

FASTING BLOOD SUGAR	92 mg/dl	70 to 100 mg/dl
FASTING URINE SUGAR	NIL	NIL



Bangalore Diagnostics & Multi-Speciality Centre

Quality Assurance : EQAP from AIIMS & CMC- Vellore

Quality. Trust. Since 1982.

198, 12th Main, 3rd Block, (Above Namma MTR, Next to SBI), Rajajinagar, Bangalore- 560 010.
Ph. : 080-23505407, 9448079978 e-mail : bangalore.d.s@gmail.com

Name : MRS. MANISHA

Reg. No : C6867

Age/Sex: 52 Year(s) / Female

Date : 29/03/2022

Ref. by : DR. BANK OF BARODA

Corporate: NON CORPORATE

Test Name

Result

Reference Range

Page 2 of 4

BIOCHEMISTRY REPORT

POST PRANDIAL BLOOD SUGAR 122 mg/dl 80 to 140 mg/dl

POST PRANDIAL URINE SUGAR NIL NIL

Glycosylated Haemoglobin (HbA1c)

Glycosylated Haemoglobin (HbA1c) 6.2 %

Normal <6.0 %
Good control 6.0-7.0 %
Fair control 7.0-8.0 %
Unsatisfactory 8.0-10.0 %
Poor control >10 %

LIPID PROFILE

TOTAL CHOLESTEROL 141.0 mg/dl up to 200 mg/dl

TRIGLYCERIDES 155.9 mg/dl <150 : Normal

HDL Cholesterol 42.5 mg/dl Male: >40 mg/dl
Female: > 50 mg/dl

LDL Cholesterol 67.4 mg/dl <100 mg/dl

VLDL Cholesterol 31.1 mg/dl <40 mg/dl

CHOLESTEROL/HDL RATIO 3.3:1.0 up to 6.0 %

LIVER FUNCTION TESTS

Total Bilirubin 0.49 mg/dl up to 1.2 mg/dl

Direct Bilirubin 0.12 mg/dl 0 to 0.3 mg/dl

Indirect Bilirubin 0.37 mg/dl up to 1.5 mg/dl

S.G.O.T. (AST) 18.1 U/L 0 - 46 U/L

S.G.P.T. (ALT) 20.2 U/L 0 - 49 U/L

ALKALINE PHOSPHATASE 74.5 U/L
Men : 80-306
Women : 64-306
Children upto 15 Yrs : upto 644
Children upto 17 yrs : upto 483

Gamma Glutamyl Transpeptidase (GGT) 22.8 IU/L 0 - 55 IU/L

Total Protein 7.7 gms/dl 6.6 - 8.3 gms/dl

Albumin 4.0 gms/dl 3.4 - 5.0 gms/dl

Globulin 3.7 gms/dl 2.3 - 3.5 gms/dl

A/G Ratio 1.1:1.0 1.2 : 1.0



Bangalore Diagnostics & Multi-Speciality Centre

Quality Assurance : EQAP from AIIMS & CMC- Vellore

Quality. Trust. Since 1982.

198, 12th Main, 3rd Block, (Above Namma MTR, Next to SBI), Rajajinagar, Bangalore- 560 010.
Ph. : 080-23505407, 9448079978 e-mail : bangalore.d.s@gmail.com

Name : MRS. MANISHA

Reg. No : C6867

Age/Sex: 52 Year(s) / Female

Date : 29/03/2022

Ref. by : DR. BANK OF BARODA

Corporate: NON CORPORATE

Test Name

Result

Reference Range

Page 3 of 4

BIOCHEMISTRY REPORT

SERUM CREATININE	0.99 mg/dl	Females 0.6 – 1.2 mg/dl Males 0.7 – 1.4 mg/dl
BLOOD UREA NITROGEN (BUN)	11.1 mg/dl	7-18 mg/dl
URIC ACID	5.38 mg/dl	M: 3.5 -7.2 mg/dl F: 2.6 - 6.0 mg/dl
UREA	23.9 mg/dl	10 to 45 mg/dl

URINE EXAMINATION REPORT

PHYSICAL EXAMINATION


COLOUR	LIGHT YELLOW
APPEARANCE	CLEAR
REACTION	ACIDIC

BIOCHEMICAL EXAMINATION

PROTEIN	NIL	
GLUCOSE	NIL	
BILE SALT	NIL	
BILE PIGMENT	NIL	
SPECIFIC GRAVITY	1.020	1.003 – 1.035

MICROSCOPIC EXAMINATION

PUS CELLS	OCCASIONAL
EP CELLS	2-3/HPF
MACROPHAGES	NIL
R.B.C.s	ABSENT
CASTS	NIL


Dr. MAHADEVA. K.C.
M.D., (Path)



Bangalore Diagnostics & Multi-Speciality Centre

Quality Assurance : EQAP from AIIMS & CMC- Vellore

Quality. Trust. Since 1982.

198, 12th Main, 3rd Block, (Above Namma MTR, Next to SBI), Rajajinagar, Bangalore- 560 010.
Ph. : 080-23505407, 9448079978 e-mail : bangalore.d.s@gmail.com

Name : MRS. MANISHA

Reg. No : C6867

Age/Sex: 52 Year(s) / Female

Date : 29/03/2022

Ref. by : DR. BANK OF BARODA

Corporate: NON CORPORATE

Test Name

Result

Reference Range

Page 4 of 4

URINE EXAMINATION REPORT

MICROSCOPIC EXAMINATION


CRYSTALS

NIL

----- End of Report -----

Biochemist

Microbiologist


Pathologist
Dr. MAHADEVA. K.C.
M.D., (Path)
KMC. No.: 17647



Bangalore Diagnostics & Multi-Speciality Centre

Quality Assurance : EQAP from AIIMS & CMC- Vellore

Quality. Trust. Since 1982.

198, 12th Main, 3rd Block, (Above Namma MTR, Next to SBI), Rajajinagar, Bangalore- 560 010.
Ph. : 080-23505407, 9448079978 e-mail : bangalore.d.s@gmail.com

Name : Mrs. MANISHA C-867
Visit No. : V101432009
Age/Gender : 52 Y/Female
Referred by : BANGALORE DIAGNOSTICS & MULTI SPECIALITY CENTER

Patient No. : P101311413
Registered On : 29/03/2022 14:08
Collected On : 29/03/2022 16:04
Reported On : 29/03/2022 17:06

Final Report

Test Name / Method	Results	Units	Reference Range	Sample Type
CLINICAL BIOCHEMISTRY				
THYROID PROFILE				
TRIIODO THYRONINE-T3 TOTAL <i>Method : ECLIA</i>	1.16	ng/ml	0.80 - 2.0	SERUM
THYROXINE -T4 TOTAL <i>Method : ECLIA</i>	9.32	ug/dl	5.1 - 14.1	
THYROID STIMULATING HORMONE - TSH (Ultra Sensitive) <i>Method : ECLIA</i>	5.46	mIU/ml	0.40 - 4.20 First Trimester:0.1-2.5* Second & Third Trimester:0.2-3.0* *American Thyroid Association trimesterspecific	

*** End Of Report ***

Outside sample to be correlated with other clinical finding.

PROCESSED BY : SHWETHA

RESULT VERIFIED BY : BHARATH KUMAR C. Lab Incharge

Prof. KSHAMA HIREMATH

M.Sc, Med. Biochemistry, CFN, DNHE
Chief Biochemist



Bangalore Diagnostics & Multi-Speciality Centre

Quality Assurance : EQAP from AIIMS & CMC- Vellore

Quality. Trust. Since 1982.

198, 12th Main, 3rd Block, (Above Namma MTR, Next to SBI), Rajajinagar, Bangalore- 560 010.
Ph. : 080-23505407, 9448079978 e-mail : bangalore.d.s@gmail.com

NAME : MRS. MANISHA

DATE: 29.3.2022

REF BY : B.O.B

AGE/ GENDER: 52 YEARS/FEMALE

ABDOMEN AND PELVIC ULTRA SOUND SCAN REPORT

Liver : Normal in size, shape and echotexture. No focal lesion seen.

No intrahepatic biliary dilatation seen. PV & CBD is normal

Gall Bladder: GB is normal. Normal in wall thickness. No abnormal intraluminal echoes.

Pancreas : Normal in size and echo texture. No focal lesion, Pancreatic duct appears normal.

Spleen : Normal in size, shape and echo texture

Kidneys : Both kidney's are normal in size, shape and position.

No calculi / hydronephrosis seen. Cortico medullary differentiation is good.

Right Kidney: 111 x 17 mm **Left kidney** : 115 x 16mm

Urinary Bladder: Normal in contour and wall thickness with clear contents.

Uterus : Anteverted, Measures 64 x 28 x 40 mm, normal in size, shape and echotexture. Endometrial thickness = 5 mm. POD is empty.

Ovaries : Both ovaries are not visualized in adnexa.

IMPRESSION:

- Normal Sonologic Study.


SONOLOGIST

**BANGALORE DIAGNOSTICS &
MULTI-SPECIALITY CENTRE**
198, 12th Main, 3rd Block
Rajajinagar, Bangalore-560 010



BANGALORE DIAGNOSTICS &
MULTI-SPECIALITY CENTRE
198, 12th Main, 3rd Block
Rajajinagar, Bangalore-560 010



Echocardiography Report

NAME : MRS. MANISHA

DATE: 29.3.2022

REF BY : B.O.B

AGE/ GENDER: 52 YEARS/FEMALE

LA : 33 mm	MV : E 1.08 A : 0.81 m/sec
AO : 25 mm	AV : 1.21 m/sec
RVID : 18 mm	TV : 0.58 m/sec
LVIDD : 50mm	PV : 0.83 m/sec
LVIDS : 33 mm	
IVSD : 11 mm	MR: NIL
IVSS : 15mm	AR : NIL
LVPWD: 10mm	TR : NIL
LVPWS : 16 mm	PR : NIL
FS : 35%	
EF : 64%	
LV mass: 186 gm	

IMPRESSION

- Normal chamber dimensions.
- No RWMA.
- Normal LV systolic function. LVEF 64%
- Normal valves.
- Normal color flow and spectral doppler study.
- No thrombus / PE



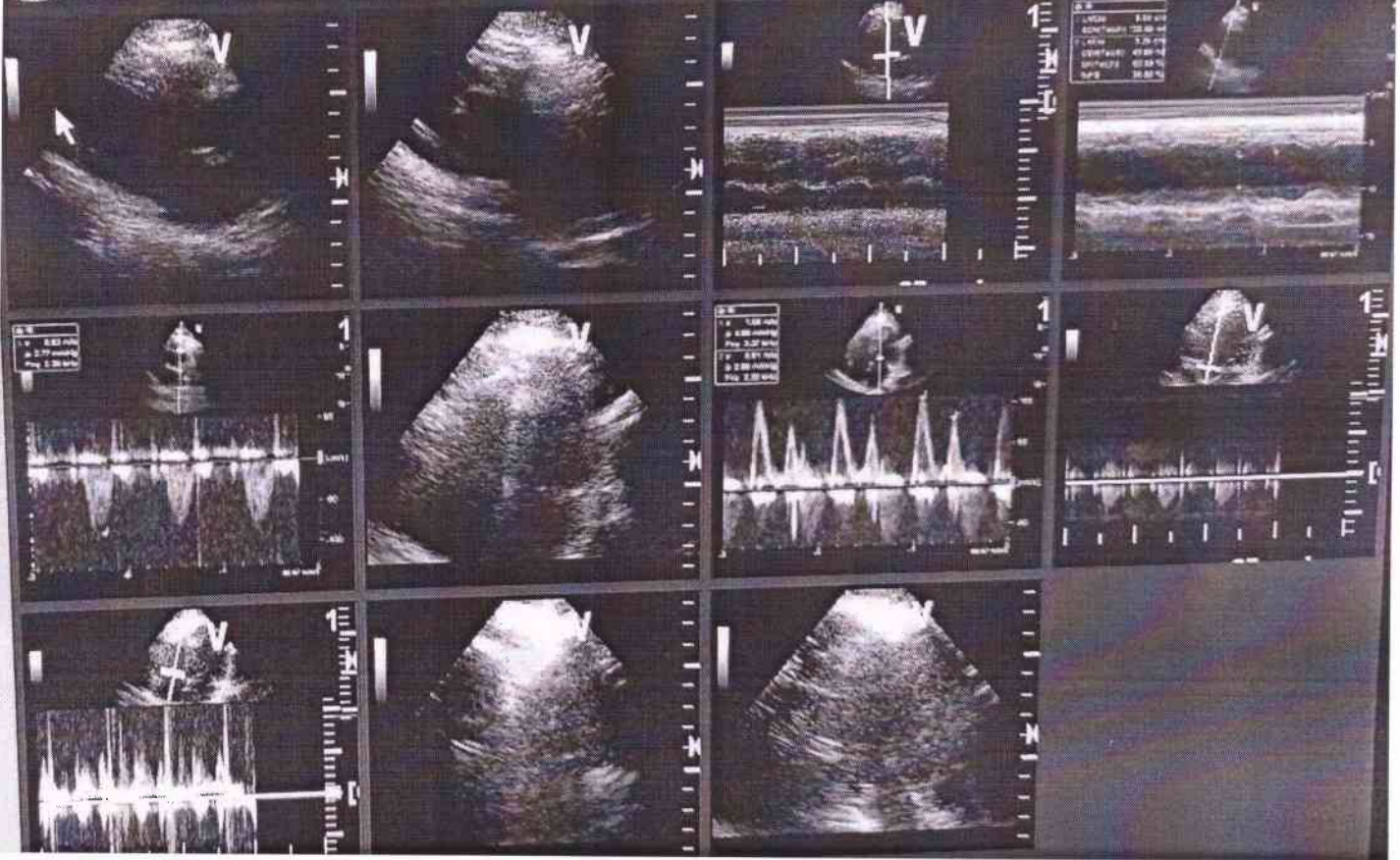
GE Healthcare

29/03/22 10:53:00 AM

USR

MANISHA 52 Y,

29322-5B



**BANGALORE DIAGNOSTICS &
MULTI-SPECIALITY CENTRE**
198, 12th Main, 3rd Block
Kajjinar, Bangalore-560 010



Bangalore Diagnostics & Multi-Speciality Centre

Quality Assurance : EQAP from AIIMS & CMC- Vellore

Quality. Trust. Since 1982.

198, 12th Main, 3rd Block, (Above Namma MTR, Next to SBI), Rajajinagar, Bangalore- 560 010.
Ph. : 080-23505407, 9448079978 e-mail : bangalore.d.s@gmail.com

NAME : MRS. MANISHA

DATE: 29.3.2022

REF BY : B.O.B

AGE/ GENDER: 52 YEARS/FEMALE

BREAST ULTRA SOUND SCAN REPORT

Right breast glandular soft tissue echo texture appeared within normal limits.

There is no evidence of Solid/ Cystic foci's in all IV Quadrant's.

Left breast :- A Cystic focus seen in upper outer quadrant measuring 5 x 4mm at 3 O' clock position.

No ductal dilatations seen.

Axillary regions appeared normal; no evidence of enlarged lymphnodes.

IMPRESSION:

Left breast cystic focus as described in the text.(Probe tenderness +)

BIRADS SCORE - II (Benign).

SONOLOGIST.

**BANGALORE DIAGNOSTICS &
MULTI-SPECIALITY CENTRE**
198, 12th Main, 3rd Block
Rajajinagar, Bangalore-560 010



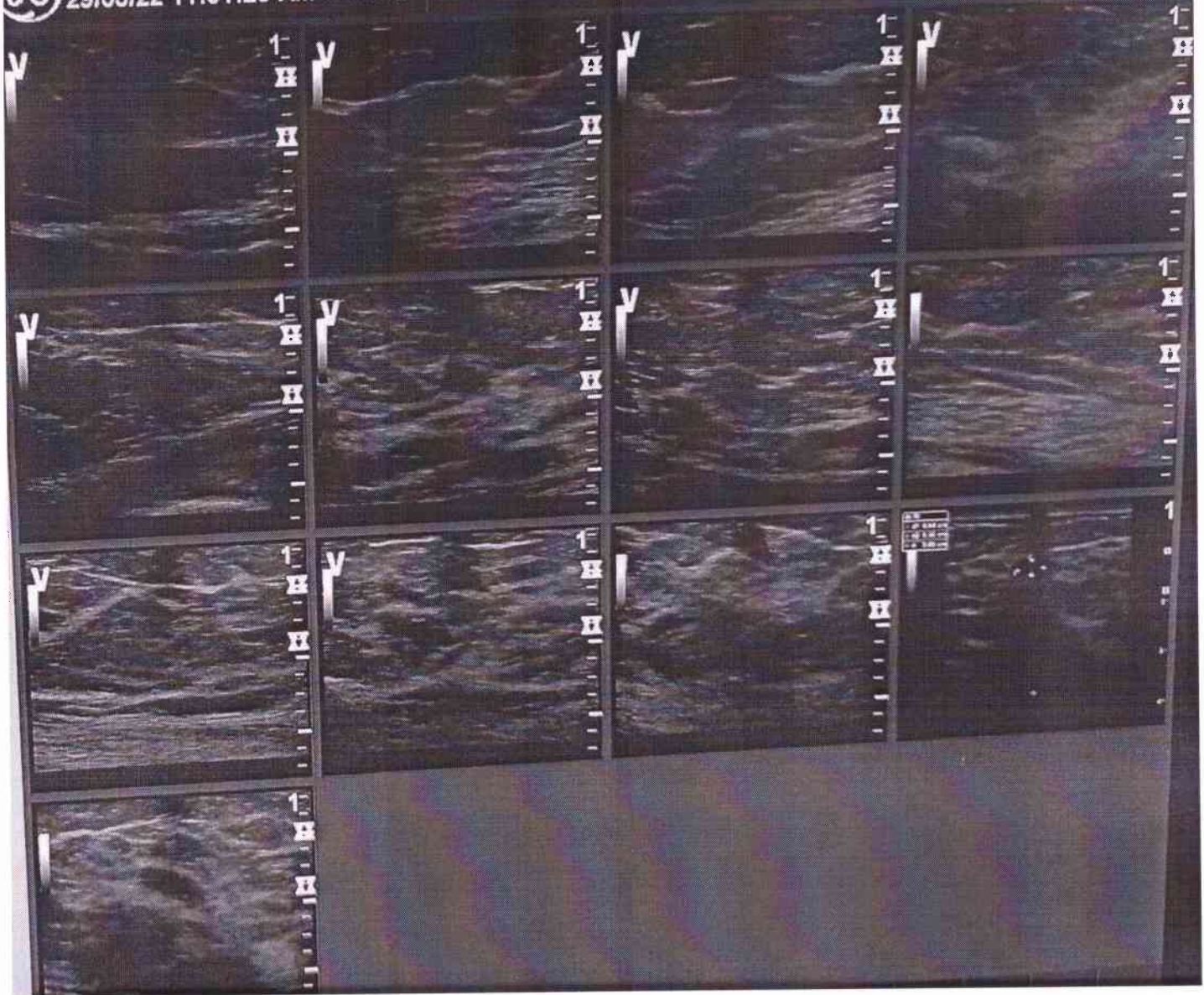
GE Healthcare

29/03/22 11:01:20 AM

USR

MANISHA 52 Y,

29322-5B



BANGALORE DIAGNOSTICS &
MULTI-SPECIALITY CENTRE
198, 12th Main, 3rd Block
Rajajinagar, Bangalore-560 010



Bangalore Diagnostics & Multi-Speciality Centre

Quality Assurance : EQAP from AIIMS & CMC- Vellore

Quality. Trust. Since 1982.

198, 12th Main, 3rd Block, (Above Namma MTR, Next to SBI), Rajajinagar, Bangalore- 560 010.
Ph. : 080-23505407, 9448079978 e-mail : bangalore.d.s@gmail.com

Patient Name	MRS.MANISHA	Patient Id	X-RAY-112
Age/DOB	52/	Gender	F
Ref.Doctor	BANK OF BARODA	Date	29/03/2022

X-RAY CHEST PA VIEW

OBSERVATION:

Both hila are normal.

Cardiophrenic and costophrenic angles are normal.

The trachea is central.

The mediastinal and cardiac silhouette are normal.

Cardiothoracic ratio is normal.

Bones of the thoracic cage are normal.

Soft tissues of the chest wall are normal.

IMPRESSION:

NORMAL STUDY

Dr. Vijay Kumar
MBBS, MDRD
Consultant Radiologist

BANGALORE DIAGNOSTICS &
MULTI-SPECIALITY CENTRE
198, 12th Main, 3rd Block
Rajajinagar, Bangalore-560 010

R

DXV112 MRS MANISHA 52 F 29/03 2022 11:02 03
BANGALORE DIAGNOSTIC SERVICE RAJAJINAGAR - BANGALORE - 560010



Bangalore Diagnostics & Multi-Speciality Centre

Quality Assurance : EQAP from AIIMS & CMC- Vellore

Quality. Trust. Since 1982.

198, 12th Main, 3rd Block, (Above Namma MTR, Next to SBI), Rajajinagar, Bangalore- 560 010.
Ph. : 080-23505407, 9448079978 e-mail : bangalore.d.s@gmail.com

ELECTROCARDIOGRAM

NAME/AGE : mess. manisha

Lab No.: Bank of Baroda. DATE: 29/08/22.

ECG FINDINGS

Standardization	len	Rate	82
Rhythm	sin	Axis	v
P Wave	~	PR Interval	0.13s
Q Wave	~	QRS Voltage	SV 1.9 V, VA = 1.2
QRS Duration	0.09s	ST Segment	ST Elevation
QT interval	0.43s		
U Wave		Wave	~
Recommendations			
Normal			

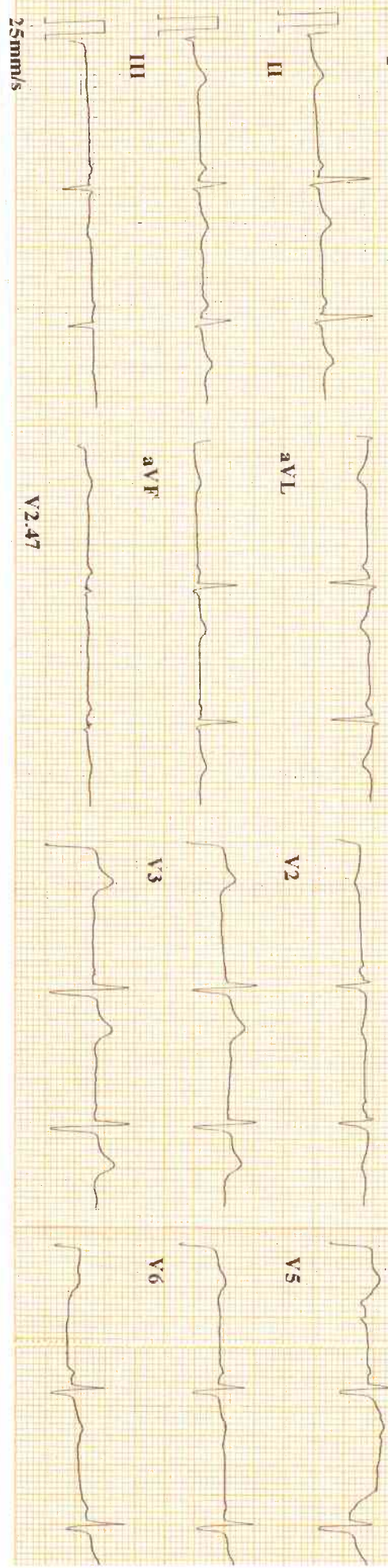
Dr. _____

Dr. ASHOK
MD (Internal Medicine)
Reg No 13444

BANGALORE DIAGNOSTICS &
MULTI-SPECIALITY CENTRE
198, 12th Main, 3rd Block
Rajajinagar, Bangalore-560 010

10mm/mV 0.15-35Hz AC50

2022-03-29 15:44:02
aVR



ID : 220329-1544
 Name : *Mamisha*
 Age : 52 yr
 Sex : Female
 BP :
 Height : cm
 Weight : kg

C-864

Minnesota Code: *894-12*
 1-3-6(III,aVF)

HR : 63 bpm
 P Dur : 94 ms
 PR int : 134 ms
 QRS Dur : 97 ms
 QT/QTc int : 421/433 ms
 P/QRS/T axis : 59/-6/25 °
 RV5/SV1 amp : 0.466/0.443 mV
 RV5+SV1 amp : 0.909 mV
 RV6/SV2 amp : 0.578/0.555 mV

Diagnosis Information:
 800: Sinus Rhythm
 743: Possible Inferior Myocardial Infarction(III,aVF)

Report Confirmed by:

ROHART