




# PARKLINE DIAGNOSTICS PVT. LTD.

L.G. 3, 4 & 5, Bhuvana Towers, S.D. Road, Secunderabad - 500 003 Tel : 040-42038139, 27845852  
7995421787, 7093445852 Email : parklinediagnostics@gmail.com www.parklinediagnostics.com



NABL Accredited  
Certificate No.:MC-2566

## TEST REPORT

Name : **MS.VUDUGULA SAMATHA [108710]** TID/SID : UMR0934836/ 24103090  
 Age / Gender : 42 Years / Female Registered on : 22-Oct-2022 / 09:24 AM  
 Ref.By : - Collected on : 22-Oct-2022 / 09:27 AM  
 Req.No  Reported on : 22-Oct-2022 / 13:36 PM  
 BIL2488608 Reference : Medi Wheel

### DEPARTMENT OF CLINICAL PATHOLOGY

### Complete Urine Examination (CUE), Urine

Investigation	Observed Value	Units	Biological Reference Interval
Colour Method:Photo detectors(instrument)	Yellow		Light Yellow
Appearance Method:Photo diode array sensor	Clear		Clear
Specific gravity Method:Ion concentration/colour indicator	1.010		1.003-1.030
Reaction and pH Method:Double Indicator	5.5		5.0-8.0
Protein Method:Protein Error of pH indicators	Negative		Negative
Glucose Method:Double sequential enzymatic/GOD-PAP	Negative		Negative
Urobilinogen Method:Reagent strip/Reflectance photometry	Negative		0.2-1.0 mg%
Ketones Method:Strip method/Nitroprusside method	Negative		Negative
Blood Method:Peroxidase	Negative		Negative
Bile Salt Method:Hays Method	Negative		Negative
Bile Pigment Method:Fouchets Method	Negative		Negative
<b>Microscopic Examination</b>			
Pus cells (leukocytes) Method:Microscopy Of Sediment	Nil	/hpf	0-5 /hpf
RBC (erythrocytes) Method:Microscopy Of Sediment	Nil	/hpf	0-2 /hpf
Epithelial cells Method:Microscopy Of Sediment	Nil	/hpf	0-8 /hpf
Crystals Method:Microscopy Of Sediment	Nil	/lpf	Nil /lpf

Lab Timings (Weekdays) : 7.00 am to 8.30 pm  
Sundays & Holidays : 7.00 am to 1.00 pm

Radiologists Timings (Weekdays) : 7.30 am to 1.30 pm  
& 5.45 pm to 7.45 pm  
Sundays & Holidays : 7.30 am to 9.30 am




# PARKLINE DIAGNOSTICS PVT. LTD.

L.G. 3, 4 & 5, Bhuvana Towers, S.D. Road, Secunderabad - 500 003 Tel : 040-42038139, 27845852  
7995421787, 7093445852 Email : parklinediagnostics@gmail.com www.parklinediagnostics.com



NABL Accredited  
Certificate No.:MC-2566

## TEST REPORT

Name	: <b>MS.VUDUGULA SAMATHA [108710]</b>	TID/SID	: UMR0934836/ 24103090
Age / Gender	: 42 Years / Female	Registered on	: 22-Oct-2022 / 09:24 AM
Ref.By	: -	Collected on	: 22-Oct-2022 / 09:27 AM
Req.No	:  BIL2488608	Reported on	: 22-Oct-2022 / 13:36 PM
		Reference	: Medi Wheel

### DEPARTMENT OF CLINICAL PATHOLOGY

### Complete Urine Examination (CUE), Urine

Investigation	Observed Value	Units	Biological Reference Interval
Casts	Nil	/lpf	Nil
Method:Microscopy Of Sediment			/lpf
Others	Nil		Nil
Method:Microscopy Of Sediment			

\* Sample processed at Parkline

--- End Of Report ---

**Dr.Jyothi Kiranmai**  
Regd. No: 52272  
MD PATHOLOGY






# PARKLINE DIAGNOSTICS PVT. LTD.

L.G. 3, 4 & 5, Bhuvana Towers, S.D. Road, Secunderabad - 500 003 Tel : 040-42038139, 27845852  
7995421787, 7093445852 Email : parklinediagnostics@gmail.com www.parklinediagnostics.com



NABL Accredited  
Certificate No.:MC-2566

## TEST REPORT

Name	: MS.VUDUGULA SAMATHA [108710]	TID/SID	: UMR0934836/ 24103088
Age / Gender	: 42 Years / Female	Registered on	: 22-Oct-2022 / 09:24 AM
Ref.By	: -	Collected on	: 22-Oct-2022 / 09:27 AM
Req.No	:  BIL2488608	Reported on	: 22-Oct-2022 / 13:20 PM
		Reference	: Medi Wheel

### DEPARTMENT OF HEMATOLOGY

### Blood Grouping ABO And Rh Typing, EDTA Whole Blood

Parameter	Results
Blood Grouping (ABO)	B
Rh Typing (D)	POSITIVE -
Method:Agglutination	

\* Sample processed at Parkline

--- End Of Report ---

**Dr.Jyothi Kiranmai**  
Regd. No: 52272  
MD PATHOLOGY






# PARKLINE DIAGNOSTICS PVT. LTD.

L.G. 3, 4 & 5, Bhuvana Towers, S.D. Road, Secunderabad - 500 003 Tel : 040-42038139, 27845852  
7995421787, 7093445852 Email : parklinediagnostics@gmail.com www.parklinediagnostics.com



NABL Accredited  
Certificate No.:MC-2566

## TEST REPORT

Name : **MS.VUDUGULA SAMATHA [108710]** TID/SID : UMR0934836/ 24103088  
Age / Gender : 42 Years / Female Registered on : 22-Oct-2022 / 09:24 AM  
Ref.By : - Collected on : 22-Oct-2022 / 09:27 AM  
Req.No  Reported on : 22-Oct-2022 / 13:20 PM  
Reference : Medi Wheel  
BIL2488608

### DEPARTMENT OF HEMATOLOGY

#### Complete Blood Picture (CBP), EDTA Whole Blood

Investigation	Observed Value	Units	Biological Reference Interval
Hemoglobin	13.9	g/dL	12.0-15.0 g/dL
Method:Spectrophotometry			
Erythrocyte Count(RBC)	<b>4.9</b>	mill /cu.mm	3.8-4.8 mill /cu.mm
Method:Electrical Impedence			
PCV/HCT	41	%	36-46 %
Method:Numeric Integration			
MCV	85	fL	83-101 fL
Method:Calculated			
MCH	28.4	pg	27-32 pg
Method:Calculated			
MCHC	33.5	gm/dL	31.5-34.5 gm/dL
Method:Calculated			
RDW (CV)	<b>14.7</b>	%	11.6-14.0 %
Method:Calculated			
Total WBC Count	8.4	cells/cumm	4-10 cells/cumm
Method:Impedence flowcytometry/Light scattering			
<b>Differential Count</b>			
Neutrophils	57	%	40-80 %
Method:Flowcytometry/Microscopy			
Lymphocytes	36	%	20-40 %
Method:Flowcytometry/Microscopy			
Monocytes	4	%	2-10 %
Method:Flowcytometry/Microscopy			
Eosinophils	3	%	1-6 %
Method:Flowcytometry/Microscopy			
Basophils	0	%	0-2 %
Method:Flowcytometry/Microscopy			
Absolute Neutrophil Count	4.79	10 <sup>3</sup> /μL	2.0-7.0 10 <sup>3</sup> /μL
Absolute Lymphocyte Count	<b>3.02</b>	10 <sup>3</sup> /μL	1.0-3.0 10 <sup>3</sup> /μL






# PARKLINE DIAGNOSTICS PVT. LTD.

L.G. 3, 4 & 5, Bhuvana Towers, S.D. Road, Secunderabad - 500 003 Tel : 040-42038139, 27845852  
7995421787, 7093445852 Email : parklinediagnostics@gmail.com www.parklinediagnostics.com



NABL Accredited  
Certificate No.:MC-2566

## TEST REPORT

Name : **MS.VUDUGULA SAMATHA [108710]** TID/SID : UMR0934836/ 24103088  
 Age / Gender : 42 Years / Female Registered on : 22-Oct-2022 / 09:24 AM  
 Ref.By : - Collected on : 22-Oct-2022 / 09:27 AM  
 Req.No  Reported on : 22-Oct-2022 / 13:20 PM  
 BIL2488608 Reference : Medi Wheel

### DEPARTMENT OF HEMATOLOGY

### Complete Blood Picture (CBP), EDTA Whole Blood

Investigation	Observed Value	Units	Biological Reference Interval
Absolute Monocyte Count	0.34	10 <sup>3</sup> /μL	0.20-1.0 10 <sup>3</sup> /μL
Absolute Eosinophil Count	0.25	10 <sup>3</sup> /μL	0.02-0.5 10 <sup>3</sup> /μL
Absolute Basophil Count	<b>00</b>	10 <sup>3</sup> /μL	0.02-0.1 10 <sup>3</sup> /μL
Platelet Count	310	10 <sup>3</sup> /μL	150-410 10 <sup>3</sup> /μL
Method:Electrical Impedence			

#### Peripheral Smear

RBC Normocytic and Normochromic  
 Method:Microscopy  
 WBC Within normal limits.No abnormal cells seen.  
 Method:Microscopy  
 Platelets Discrete and adequate.Normal in morphology  
 Method:Microscopy

\* Sample processed at Parkline

--- End Of Report ---

**Dr.Jyothi Kiranmai**  
Regd. No: 52272  
MD PATHOLOGY




# PARKLINE DIAGNOSTICS PVT. LTD.

L.G. 3, 4 & 5, Bhuvana Towers, S.D. Road, Secunderabad - 500 003 Tel : 040-42038139, 27845852  
7995421787, 7093445852 Email : parklinediagnostics@gmail.com www.parklinediagnostics.com



NABL Accredited  
Certificate No.:MC-2566

## TEST REPORT

Name : **MS.VUDUGULA SAMATHA [108710]** TID/SID : UMR0934836/ 24103088  
Age / Gender : 42 Years / Female Registered on : 22-Oct-2022 / 09:24 AM  
Ref.By : - Collected on : 22-Oct-2022 / 09:27 AM  
Req.No  Reported on : 22-Oct-2022 / 13:20 PM  
Reference : Medi Wheel  
BIL2488608

### DEPARTMENT OF HEMATOLOGY

#### Erythrocyte Sedimentation Rate (ESR), Sodium Citrate Whole Blood

Investigation	Observed Value	Units	Biological Reference Intervals
ESR 1st Hour	16	mm/hour	0-20 mm/hour
Method:Westergren			

\* Sample processed at Parkline

--- End Of Report ---

**Dr.Jyothi Kiranmai**  
Regd. No: 52272  
MD PATHOLOGY






# PARKLINE DIAGNOSTICS PVT. LTD.

L.G. 3, 4 & 5, Bhuvana Towers, S.D. Road, Secunderabad - 500 003 Tel : 040-42038139, 27845852  
7995421787, 7093445852 Email : parklinediagnostics@gmail.com www.parklinediagnostics.com



NABL Accredited  
Certificate No.:MC-2566

## TEST REPORT

Name : **MS.VUDUGULA SAMATHA [108710]** TID/SID : UMR0934836/ 24103089  
Age / Gender : 42 Years / Female Registered on : 22-Oct-2022 / 09:24 AM  
Ref.By : - Collected on : 22-Oct-2022 / 09:27 AM  
Req.No  Reported on : 22-Oct-2022 / 14:49 PM  
Reference : Medi Wheel  
BIL2488608

### DEPARTMENT OF CLINICAL CHEMISTRY I

#### Blood Urea Nitrogen (BUN), Serum

Investigation	Observed Value	Units	Biological Reference Interval
Blood Urea Nitrogen.	9.5	mg/dL	7-23 mg/dL
Method:Calculated			

#### Creatinine, Serum

Investigation	Observed Value	Units	Biological Reference Interval
Creatinine.	0.81	mg/dL	0.50-1.20 mg/dL
Method:Alkaline Picrate			

\* Sample processed at Parkline

--- End Of Report ---


**Dr.Jyothi Kiranmai**  
Regd. No: 52272  
MD PATHOLOGY



# PARKLINE DIAGNOSTICS PVT. LTD.

L.G. 3, 4 & 5, Bhuvana Towers, S.D. Road, Secunderabad - 500 003 Tel : 040-42038139, 27845852  
7995421787, 7093445852 Email : parklinediagnostics@gmail.com www.parklinediagnostics.com

## TEST REPORT

Name : **MS.VUDUGULA SAMATHA [108710]** TID/SID : UMR0934836/ 24103088  
Age / Gender : 42 Years / Female Registered on : 22-Oct-2022 / 09:24 AM  
Ref.By : - Collected on : 22-Oct-2022 / 09:27 AM  
Req.No  Reported on : 22-Oct-2022 / 15:07 PM  
Reference : Medi Wheel  
BIL2488608

### DEPARTMENT OF CLINICAL CHEMISTRY I

### Glycosylated Hemoglobin (HbA1C), EDTA Whole Blood

Investigation	Observed Value	Units	Biological Reference Interval
Glycosylated Haemoglobin Method:High Performance Liquid Chromatography(HPLC)	5.4	%	< 5.7% : Normal 5.7% - 6.4% : Prediabetes > 6.4% Diabetes
Mean Plasma Glucose (MPG) Estimate Method:Derived from HBA1c	108	mg/dL	Excellent Control : 90 to 120 Good Control : 121 to 150 Average Control : 151 to 180 Panic Value : > 211 mg/dL

**Note:**Mean Plasma Glucose is calculated from HBA1c value and it indicates Average Blood Sugar level over the past three months.

#### INTERPRETATION :

- 1.Glycated hemoglobin (glycohemoglobin / HbA1c) is a form of hemoglobin (Hb) that is chemically linked to a sugar.
- 2.A1c is measured primarily to determine the three-month average blood sugar level and can be used as a diagnostic test for diabetes mellitus and as an assessment test for glycemic control in people with diabetes.
- 3.In diabetes, higher amounts of glycated hemoglobin, indicating poorer control of blood glucose levels, have been associated with cardiovascular disease, nephropathy, neuropathy, and retinopathy.
4. American diabetes Association (ADA) recommends an A1C goal for many non pregnant adults of < 7% (without significant hypoglycemia). On the basis of provider judgment and patient preference, achievement of lower A1C levels than the goal of 7% may be acceptable, and even beneficial, if it can be achieved safely without significant hypoglycemia or other adverse effects of treatment. Less stringent A1C goals (such as < 8%) may be appropriate for patients with severe hypoglycemia, extensive co morbid conditions etc, or where the harms of treatment are greater than the benefits.
5. Glycemic goals for some older adults might reasonably be relaxed as part of individualized care, but hyperglycemia leading to symptoms or risk of acute hyperglycemia complications should be avoided in all patients.

\* Sample processed at Parkline

--- End Of Report ---

**Dr.Jyothi Kiranmai**  
Regd. No: 52272  
MD PATHOLOGY






# PARKLINE DIAGNOSTICS PVT. LTD.

L.G. 3, 4 & 5, Bhuvana Towers, S.D. Road, Secunderabad - 500 003 Tel : 040-42038139, 27845852  
7995421787, 7093445852 Email : parklinediagnostics@gmail.com www.parklinediagnostics.com



NABL Accredited  
Certificate No.:MC-2566

## TEST REPORT

Name	: MS.VUDUGULA SAMATHA [108710]	TID/SID	: UMR0934836/ 24103089
Age / Gender	: 42 Years / Female	Registered on	: 22-Oct-2022 / 09:24 AM
Ref.By	: -	Collected on	: 22-Oct-2022 / 09:27 AM
Req.No	:  BIL2488608	Reported on	: 22-Oct-2022 / 14:49 PM
		Reference	: Medi Wheel

### DEPARTMENT OF CLINICAL CHEMISTRY I

#### Lipid Profile, Serum

Investigation	Observed Value	Units	Biological Reference Interval
Total Cholesterol Method:CHOD-PAP	169	mg/dL	Desirable Level: < 200 Borderline : 200 - 239 High : > 240 mg/dL
HDL Cholesterol Method:Enzymatic Reaction	31	mg/dL	<40:Major risk factor for heart disease 40-59:The higher,the better >=60:Considered protective against heart disease mg/dL
LDL Cholesterol Method:Calculated	<b>121</b>	mg/dL	< 100 mg/dL
VLDL Cholesterol Method:Calculated	17	mg/dL	10-55 mg/dL
Triglycerides Method:GPO-POD	86	mg/dL	Normal:<150 Borderline:150-199 High:200-499 Very High:>=500 mg/dL
Chol/HDL Ratio Method:Calculated	5.45		Normal : <4 Low risk : 4 - 6 High risk : >6
LDL Cholesterol/HDL Ratio	3.9		

\* Sample processed at Parkline

--- End Of Report ---

**Dr.Jyothi Kiranmai**  
Regd. No: 52272  
MD PATHOLOGY




# PARKLINE DIAGNOSTICS PVT. LTD.

L.G. 3, 4 & 5, Bhuvana Towers, S.D. Road, Secunderabad - 500 003 Tel : 040-42038139, 27845852  
7995421787, 7093445852 Email : parklinediagnostics@gmail.com www.parklinediagnostics.com



NABL Accredited  
Certificate No.:MC-2566

## TEST REPORT

Name : **MS.VUDUGULA SAMATHA [108710]** TID/SID : UMR0934836/ 24103089  
Age / Gender : 42 Years / Female Registered on : 22-Oct-2022 / 09:24 AM  
Ref.By : - Collected on : 22-Oct-2022 / 09:27 AM  
Req.No  Reported on : 22-Oct-2022 / 14:49 PM  
Reference : Medi Wheel  
BIL2488608

### DEPARTMENT OF CLINICAL CHEMISTRY I

#### Liver Function Test (LFT), Serum

Investigation	Observed Value	Units	Biological Reference Interval
Total Bilirubin. Method:Diazo with sulphanilic acid	0.46	mg/dL	0.3-1.2 mg/dL
Direct Bilirubin. Method:Diazo with sulphanilic acid	0.12	mg/dL	0.00-0.40 mg/dL
Indirect Bilirubin. Method:Calculated	0.34	mg/dL	
Alanine Aminotransferase ,(ALT/SGPT) Method:IFCC without P5P	14	U/L	10-40 U/L
Aspartate Aminotransferase,(AST/SGOT) Method:IFCC without P5P	16	U/L	10-40 U/L
ALP (Alkaline Phosphatase). Method:AMP-IFCC	67	U/L	30-115 U/L
<b>PROTEINS</b>			
Total Protein. Method:Biuret	7.01	g/dL	6.0-8.0 g/dL
Albumin. Method:Bromocresol Green (BCG)	3.76	g/dL	3.5-4.8 g/dL
Globulin. Method:Calculated	3.25	g/dL	2.3-3.5 g/dL
A/GRatio. Method:Calculated	1.16		0.8-2.0
Gamma GT. Method:IFCC-Enzymatic	29	U/L	7.0-50.0 U/L

\* Sample processed at Parkline

--- End Of Report ---

**Dr.Jyothi Kiranmai**  
Regd. No: 52272  
MD PATHOLOGY




# PARKLINE DIAGNOSTICS PVT. LTD.

L.G. 3, 4 & 5, Bhuvana Towers, S.D. Road, Secunderabad - 500 003 Tel : 040-42038139, 27845852  
7995421787, 7093445852 Email : parklinediagnostics@gmail.com www.parklinediagnostics.com



NABL Accredited  
Certificate No.:MC-2566

## TEST REPORT

Name : **MS.VUDUGULA SAMATHA [108710]** TID/SID : UMR0934836/ 24103089  
Age / Gender : 42 Years / Female Registered on : 22-Oct-2022 / 09:24 AM  
Ref.By : - Collected on : 22-Oct-2022 / 09:27 AM  
Req.No  Reported on : 22-Oct-2022 / 13:34 PM  
Reference : Medi Wheel  
BIL2488608

### DEPARTMENT OF CLINICAL CHEMISTRY I

#### Thyroid Profile (T3,T4,TSH), Serum

Investigation	Observed Value	Units	Biological Reference Interval
Triiodothyronine Total (T3) Method:Enhanced chemiluminescence	1.30	ng/mL	0.970-1.69 ng/mL
Thyroxine Total (T4) Method:Enhanced chemiluminescence	8.72	µg/dL	5.53-11.0 µg/dL
Thyroid Stimulating Hormone (TSH) Method:Enhanced chemiluminescence	1.25	µIU/mL	0.465-4.68 µIU/mL

Note: Change in method and reference range  
NOTE:

TSH - Reference ranges during pregnancy:\*

1st Trimester : 0.10 - 2.50

2nd Trimester : 0.20 - 3.00

3dr Trimester : 0.30 - 3.00

\*As per the Guidelines of American Thyroid Association for the diagnosis and management of thyroid disease during pregnancy and post partum.

1.Primary Hyperthyroidism is accompanied by elevated T3 & T4 values along with depressed TSH level.

2.Primary Hypothyroidism is accompanied by depressed T3 & T4 levels and elevated TSH levels.

3.Normal T4 levels accompanied by high T3 levels are seen in patients with T3 Thyrotoxicosis.

4.Slightly elevated T3 levels may be found in pregnancy and estrogen therapy, while depressed levels may be encountered in severe illness, malnutrition, renal failure and during therapy with drugs like propranolol and propylthiouracil.

5.Although elevated TSH levels are nearly always indicative of primary hypothyroidism, rarely they can result form TSH secreting pituitary tumors(secondary).

\* Sample processed at Parkline

--- End Of Report ---

**Dr.Jyothi Kiranmai**  
Regd. No: 52272  
MD PATHOLOGY




# PARKLINE DIAGNOSTICS PVT. LTD.

L.G. 3, 4 & 5, Bhuvana Towers, S.D. Road, Secunderabad - 500 003 Tel : 040-42038139, 27845852  
7995421787, 7093445852 Email : parklinediagnostics@gmail.com www.parklinediagnostics.com



NABL Accredited  
Certificate No.:MC-2566

## TEST REPORT

Name : **MS.VUDUGULA SAMATHA [108710]** TID/SID : UMR0934836/ 24103089  
Age / Gender : 42 Years / Female Registered on : 22-Oct-2022 / 09:24 AM  
Ref.By : - Collected on : 22-Oct-2022 / 09:27 AM  
Req.No  Reported on : 22-Oct-2022 / 14:49 PM  
Reference : Medi Wheel  
BIL2488608

### DEPARTMENT OF CLINICAL CHEMISTRY I

#### Uric Acid, Serum

Investigation	Observed Value	Units	Biological Reference Interval
Uric Acid. Method:Uricase	3.64	mg/dL	1.9-7.5 mg/dL

\* Sample processed at Parkline

--- End Of Report ---

**Dr.Jyothi Kiranmai**  
Regd. No: 52272  
MD PATHOLOGY








# PARKLINE DIAGNOSTICS PVT. LTD.

L.G. 3, 4 & 5, Bhuvana Towers, S.D. Road, Secunderabad - 500 003 Tel : 040-42038139, 27845852  
7995421787, 7093445852 Email : parklinediagnostics@gmail.com www.parklinediagnostics.com

## TEST REPORT

Name : **MS.VUDUGULA SAMATHA [108710]** TID/SID : UMR0934836/ 24104719  
Age / Gender : 42 Years / Female Registered on : 22-Oct-2022 / 09:24 AM  
Ref.By : - Collected on : 22-Oct-2022 / 09:27 AM  
Req.No  Reported on : 22-Oct-2022 / 16:21 PM  
Reference : Medi Wheel  
BIL2488608

### DEPARTMENT OF HEALTH CHECKUP

#### Glucose Urine Fasting

Urine Glucose Fasting Nil NIL  
Method:Reagent strip/Reflectance photometry

#### Glucose Urine Post Prandial

Urine Glucose Post Prandial Nil NIL  
Method:Reagent strip/Reflectance photometry

\* Sample processed at Parkline

--- End Of Report ---



**Dr V G Mallika**  
Regd. No: 63194  
MD PATHOLOGY



# PARKLINE DIAGNOSTICS PVT. LTD.

L.G. 3, 4 & 5, Bhuvana Towers, S.D. Road, Secunderabad - 500 003.  
Tel : +91 40-2784 5852, 6649 1787, 7995421787, 7093445852, Fax : +91 40 2784 7864  
Email parklinediagnostics@gmail.com www.parklinediagnostics.com



NABL Accredited  
Certificate No.MC-2566

## MEDICAL EXAMINATION REPORT

Name	MS. Vudugula Samatha		Date :	22/10/2022
Company	Olo. mediowheel		Reg. No. :	2488608
Contact No.	9160000499		Sex	<input checked="" type="checkbox"/> F      Age : <input type="checkbox"/> 42
Type	Pre-Emp		Emp. No.:	108710
	Overseas		Height	148 cm
	Annual	<input checked="" type="checkbox"/>	Weight	68 kg
Remarks	<ul style="list-style-type: none"> <li>• PPBS elevated (Impaired glucose tolerance)</li> <li>• LDL elevated</li> <li>• Fibroid uterus and Grade I fatty liver</li> <li>• Advised follow up</li> <li>• Remaining parameters are WNL</li> </ul>			
Fitness Status	Medically Fit / Unfit		Dr. B. DEEPAK KUMAR (M.B.B.S.) Physician's Signature Regd No. 75583	




# COMPREHENSIVE MEDICAL EXAMINATION REPORT

NAME Ms. Udaygala Samatha

AGE 42 yrs / female

MARITAL STATUS married CHILDREN : M  F  (2 sons)

IDENTIFICATION (IF ANY) none over 20 chin



## PAST HISTORY

Any family H/o : High Blood Pressure, Heart Disease, Tuberculosis, Diabetes, Asthma, Cancer

Any personal H/o Major illness like : Typhoid..... Yes Jaundice..... No Etc.

Any H/o STD..... No Skin infection..... No

H/o Blood Transfusion..... No Recent Vaccination..... Covaxin (two doses)

H/o Epilepsy..... No Giddiness..... No

H/o Surgery..... (2 LSCS) Fracture in the past..... No

Any Personal H/O. (Surgery for umbilical hernia 2 years back)

High Blood Pressure, Heart Disease Tuberculosis, Diabetes, Asthma, Cancer

Drug Abuse, Drug Allergy, Micturition, Bowels, Alcohol, Smoking, Sleep, MC, Wt. Loss/Wt. Gain

(140/90) (Gha) (Regu)

Present illness / Medication

## GENERAL EXAMINATION

Conjunctiva :

Skin :

Ears :

Nose :

Throat & Oral Cavity :

Bone, Joints :

Nutritional Status :

Lymph Nodes :

Edema Feet :

Varicose Veins :

140/90 140/90 None

**Distant Vision : Near Vision :**

Right Eye: 6/9 - 0.50 spm 6/6

With glasses / Without glasses

left Eye: 6/9 - 0.50 spm 6/6

with glasses / without glasses

Colour Vision: Of normal

**Right Ear**

Hearing :

Rinee's Test ;

Weber Test :

Discharge :

Right Eye: NG

With glasses / Without glasses

left Eye: NG

with glasses / without glasses

**Ophthalmologist's Signature**

**Left Ear**

**SYSTEMIC EXAMINATION**

Pulse : 72/min

B.P. : 110/70 mmHg

Lungs : A. Shape of Chest  
B. Breath Sounds  
C. Adventitious Sounds

Bilateral symmetrical clear 140

Heart : A. Sounds  
B. Murmurs

SI (+) No

**Nervous System**

Abdomen : A. Liver  
B. Spleen  
C. Piles  
D. Any Lump

140

A. Higher Function :  
B. Cranial Nerves :  
C. Sensory System :  
D. Motor System :  
E. Jerks :

110/99

General : A. Hernia —  
B. Hydrocele —  
C. Varicocele —

Combined hernia got treated

Breast : Rt (14) Lt. (14)



## CANDIDATE'S DECLARATION

I hereby solemnly declare that I am not suffering from Asthma, Hypertension, Diabetes, Occult Psychological disorders or any other ailment which can be suppressed without my voluntary declaration.

Date : 22/10/22

*X amalko*

Signature

*Mannan*

Place : *Secunderabad*

Note : General Physical Examination and Investigation included in the health check-up Have certain limitations and may not be able to detect all latent and asymptomatic diseases. Any new symptoms developing after the health check-up or persisting thereafter should be brought to the attention of the treating physician.



7799686970


Name: Samatha ..... Sex: F ..... Age: 42 .....

Chief Complaint :- Checkup

Date: 22.10.22

OPD No: 961 .....

Calculus +  
 Stains +  
 Cervical  
 Abrasion  
3 2 1 /

  
 MULTI SPECIALITY DENTAL CLINIC  
*Smile Confidentially... Not Confidentially....*  
 B.D.S, IMPLANTOLOGIST (USA)  
 1-3-1, Rajamudaliar Street, Kalasiguda,  
 Secunderabad, Cell : 8977910590,








# PARKLINE DIAGNOSTICS PVT. LTD.

L.G. 3, 4 & 5, Bhuvana Towers, Sarojini Devi Road, Secunderabad - 500 003 Tel : 040 - 4203 8139, 2784 5852  
7995421787, 7093445852 Email : parklinediagnostics@gmail.com www.parklinediagnostics.com

## TEST REPORT

Name : Ms . VUDUGULA SAMATHA [108710]  
Age / Gender : 42 Years / Female  
Ref.By : Medi Wheel  
Req. No : BIL2488608

TID : UMR0934836  
Registered on : 22-Oct-2022 09:24 AM  
Reported On : 22-Oct-2022 11:39 AM

### DEPARTMENT OF ULTRASOUND Ultrasound Whole Abdomen

**LIVER** : Normal in size and increased echotexture. No focal lesions.

No IHBD /CBD dilatation. Portal vein is normal.

**SPLEEN** : Normal in size and echotexture. No focal lesion seen.

**GALL BLADDER** : Well distended. No sludge / gall stones / sol.

Gall bladder - Wall thickness is normal.

No pericholecystic oedema.

**PANCREAS** : Normal in size and echotexture.No calcification / sol.

Pancreatic duct is normal. No peripancreatic fluid collection.

**RIGHT KIDNEY** : 9.24 x 4.19 cms

Normal in size and echotexture.

Cortical thickness is normal.

No evidence of calculi / sol.

Pelvi calyceal system is normal.

**LEFT KIDNEY** : 9.03 x 4.26 cms

Normal in size and echotexture.

Cortical thickness is normal.

No evidence of calculi / sol.

Pelvi calyceal system is normal.

**URINARY BLADDER** : Well distended.Normal in contour.

Wall thickness is normal. No calculus / sol.

**UTERUS** : Anteverted measuring 7.40 x 3.74 x 2.94 cms - Normal in size and echotexture.

Intramural anterior wall fibroid measuring 1.3 x 0.8 cms.

Cervix is normal in size and echopattern.

**ENDOMETRIUM** : 5 mm -Normal.

**OVARIES** : Right ovary : 2.43 x 1.71 cms Left ovary : 2.52 x 1.46 cms


Both ovaries normal in size and echotexture.

No adnexal mass seen.

No fluid in POD.

**IMPRESSION** : Grade I fatty liver.

Fibroid uterus.

  
Dr. PRAJAKTA SUKHADEVE  
DNB RADIOLOGY  
Reg. No. 68493





# PARKLINE DIAGNOSTICS PVT. LTD.

L.G. 3, 4 & 5, Bhuvana Towers, Sarojini Devi Road, Secunderabad - 500 003 Tel : 040 - 4203 8139, 2784 5852  
7995421787, 7093445852 Email : parklinediagnostics@gmail.com www.parklinediagnostics.com

## TEST REPORT

Name : Ms . VUDUGULA SAMATHA [108710]

TID : UMR0934836

Age / Gender : 42 Years / Female

Registered on : 22-Oct-2022 09:24 AM

Ref.By : Medi Wheel

Reported On : 22-Oct-2022 10:59 AM

Req. No : BIL2488608

### X-RAY CHEST PA VIEW

Lung fields are clear.

Cardia is normal.

Hila are normal.


C P angles are free.

Bony cage is normal.

Soft tissues are normal.

**IMPRESSION : NORMAL CHEST X-RAY**



  
Dr. D.J. MOHAN  
MD DMRD  
(Reg No. 8995)  
Consultant Radiologist




MRS.VUDUGULA SAMATHA

Female 42Years

HR : 76 bpm  
P : 94 ms  
PR : 122 ms  
QRS : 78 ms  
QT/QTc : 374/421 ms  
P/QRS/T : 40/52/21 °  
RV5/SV1 : 1.355/0.386 mV

Diagnosis Information:  
Sinus Rhythm  
\*\*\*Normal ECG\*\*\*

*NIR*  
*WR*  


Dr. SAMEER G. VANKAR  
MD., D.M.  
Consultant Interventional Cardiologist  
Reg.No.8245

Report Confirmed by:



PATIENT SUMMARY REPORT

PARKLINE DIAGNOSTICS PVT.LTD

ID : 2488608  
NAME : MS VUDUGULA SAMATHA  
AGE / SEX : 42 / FEMALE

Dr

HEIGHT (cm) : 148  
WEIGHT (kg) : 68  
PROTOCOL : MODIFIED BRUCE

12

REF. BY : MEDIWHEEL  
DONE BY : DR SAMEER G VANKAR  
TECHNICIAN : G.M.SURESH

CASE HISTORY :

MEDICATION :

OBJECT OF TEST : Routine Check Up.

RISK FACTOR : None.

ACTIVITY : Very Active.

OTHER INVESTIGATION : E C G

REASON FOR TERMINATION : THR ACHIEVED

EXERCISE TOLERANCE : Good (> 10 METS).

EXERCISE INDUCED ARRHYTHMIAS : No.

HAEMO RESPONSE : Normal.

CHRONO RESPONSE : Normal.

FINAL IMPRESSION : Negative

EXTRA COMMENTS

*[Handwritten Signature]*

DR. SAMEER G. VANKAR  
[Stamp]

Confirmed By : \_\_\_\_\_

Signature