

Deepika S 408mg

ZSIF

16/2/23

Dr. Krish P. Vaidya
 MD, PGACC
 Associate Consultant
 Ven. 3-20570
 Cardiology



Stans Rhythm
 T Abnormality (Flat)
 J R 16/2/23

HR : 94
 R-R : 632
 P-R : 149
 QRS : 96
 QT/QTc : 343/431
 P/ORS/T : 83/77/27
 RV5/SVI : 1.580/0.746
 RMS-SVI : 2.320

Unconfirmed report



Heart & General Clinic

icure Heart & Diet Clinic, 402, Epsilon tower, opp Pasha bhai park, Race course, Vadodara

:: PERSONAL HEALTH REPORT ::

Deepika sharma

DATE 16/2/23

SEX. Female
AGE 35 year
HEIGHT 161 CM
WEIGHT 50 kg.

HISTORY

Present History : NO
Past Illness History : NO Diabetes/Hypertension/Tuberculosis/Asthma/Epilepsy
Past Occupational History : NO
Family History : NO
Personal History : C-section was done in 2016
Addiction : NO Tobacco/Gutkha/Smoking/Alcohol


GENERAL EXAMINATION

T.P.R. : 76/min B.P. : 120/80 mm Hg

Pallor/Icterus/Cyanosis/Varicosity/Lymph Nodes/Thyroid/Oedema/NVE/Other :

SYSTEMIC EXAMINATION

R.S. : MAD
C.V.S : MAD
C.N.S : MAD
A.S. : MAD
Musculo-skelet System : MAD



E.N.T. Ex.	MAD	ACUITY OF VISION		RT EYE 2.75	LT EYE 1.75
		Without Glass	DISTANT	6/	6/
Skin Ex.	MAD		With Glass	DISTANT	6/ 6
		Near		6/ 6	6/ 6
Dental Ex.	MAD	COLOUR BLINDNESS			
Psychic Ex.	MAD	MAD			

REMARK

ADVICE

The Worker is FIT/UNFIT for the assigned job.

Dr. Krish P. Vaidya
MD, PGDCO
Associate Consultant-Cardiology
Reg.No.G-50510

DR. KRISH VAIDYA

MD G-50510, CIH



ભારતીય વિશિષ્ટ ઓળખાણ પ્રાધિકરણ

ભારત સરકાર
Unique Identification Authority of India
Government of India

નોંધણીની ઓળખ / Enrollment No.: 1565/00003/10824

To
દીપિકા કવીશ શર્મા
Deepika Kavish Sharma
W/O Kavish Sharma
E-402 Rudraksh flats
Behind kum kum party Plot tp-13 chhani jakat Naka

24/06/2013
Vadodara
Chhani Rd
Vadodara Vadodara
Gujarat 390024
8890266444

109894098

ME098940985FH



તમારો આધાર નંબર / Your Aadhaar No. :

7537 3863 8954

મારો આધાર, મારી ઓળખ



ભારત સરકાર
Government of India

દીપિકા કવીશ શર્મા
Deepika Kavish Sharma
જન્મ તારીખ / DOB : 26/02/1988
સ્ત્રી / Female



7537 3863 8954

મારો આધાર, મારી ઓળખ

Signature

[24 x 7 EMERGENCY SERVICE]

Ajanta Co Operative Society, Nr Trident Complex Elorapark Crossing CNG Pump Road Vadodara 390023.
EMAIL: sunnydip@rajatraya@yahoo.com


Heart & General Clinic

2D Echocardiography & Color Doppler Report

iCure Hear care, 402, Epsilon tower, opp Pasha bhai park, Race course, Vadodara

Patient Name: MrS DEEPIKA SHARMA

Date: 16 / 02 / 2023

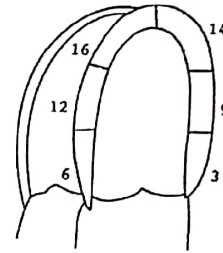
Age Gender: female - 35 Years

M. Mode Study:

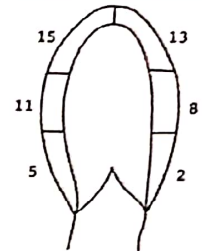
LA	35	IVS	09	PWD	09
AO	24	LVDs	23	LVDD	45

Doppler Study:

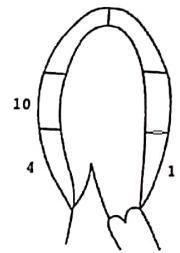
Mitral Valve	E: 0.98 A: 0.55
Aortic Valve	Normal
Tricuspid Valve	Normal
Pulmonary Valve	Normal



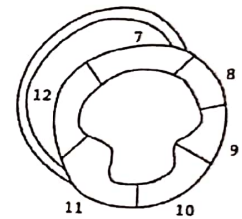
Apical 4 chamber view



Apical 2 chamber view



Apical 3 chamber view



Parasternal short axis view

Conclusion:

- Normal LV Systolic function
- LVEF: 58 % ,No RWMA
- Cardiac Chambers: Normal
- Diastolic function: Normal
- TR: No PAH: No RVSP: 17mmhg
- No Ms , No MR
- Mild AR , No AS
- ASD/VSD/PDA/Co-A : No
- No Clots or vegetations found
- IVC: 11mm size with Normally collapsive


Note:

Normal 2D echo report does not rule out cardiac diseases
this report shall not be used for Medico legal purposes,
Clinical Correlation advisable.



Dr. Krish P. Vaidya
MD, PGCC
Associate Consultant-Cardiology
Reg.No.G-50510

Dr. Krish P Vaidya
Consultant Cardiologist, Diabetologist
& General Physician

 icure™
Heart & General Clinic

NAME : MRS DEEPIKA SHARMA	AGE : 35 Y/F	DATE : 16/02/2023
---------------------------	--------------	-------------------

ULTRASONOGRAPHY OF WHOLE ABDOMEN
(Screening Only)

Liver is normal in size and echotexture and shows normal parenchymal reflectivity. No focal lesion is seen. Hepatic veins appear normal. There is no evidence of any dilated intra hepatic biliary radicals.

Portal Vein appears normal in diameter.

Common Bile Duct is of normal diameter.

Gallbladder is physiologically distended with normal wall thickness. There is no evidence of gallstones. No evidence of peri-cholecystic fluid or probe tenderness.

Pancreas is normal in size and shows homogenous reflectivity. There is no evidence of any calcification or ductal dilatation.

Spleen is normal size and shows a homogenous echotexture. There is no evidence of any focal lesion.

Both Kidneys are normal in position and size. They show normal cortical reflectivity and cortico-medullary distinction. Right kidney measures 99x35mm. Left kidney measures 91x41mm. There is no evidence of renal calculi, hydronephrosis or mass seen.

Bladder is well distended and shows normal wall thickness. No evidence of intra-luminal mass or calculi.

Uterus appears normal in size. Uterine myometrial echotexture is homogeneous. No focal lesion is seen. CET measures 5mm.

Both Ovaries appears normal in size & reflectivity. No evidence of any adnexal mass.


There is no evidence of ascites.

No evidence of any gross bowel mass seen.

No evidence of any aorto-caval or mesenteric root lymphadenopathy.


No mass or collection in right iliac fossa.

CONCLUSION: No sonographic abnormality is seen.



Mehul Prajapati

DR. MEHUL PRAJAPATI
CONSULTANT RADIOLOGIST

 iCure™
Heart & General Clinic

iCure Heart& Diet Clinic, 402, Epsil on tower, opp Pasha bhai park, Race course, Vadodara


NAME	DEEPIKABEN SHARMA	AGE/SEX	35/FEMALE
REF BY	I cure heart& diet clinic	DATE	16-02-23

X-RAY CHEST PA VIEW (PORTABLE)


FINDING

BOTH LUNGS FIELDS ARE NORMAL .
REMAINING LUNG FIELDS ARE NORMAL.
BOTH COSTOPHRENIC RECESS ARE CLEAR.
CARDIAC SIZE WITHIN NORMAL LIMITS.
MEDIASTINUM AND BONY THORACIC CAGE REVEAL NO ABNORMALITY.

IMPRESSION : NORMAL LUNGS HEART AND MEDIASTUINUM..



DR.HIMANI VIRAPARA
Regn. No: G.28771
M.D. [Radiodiagnosis]
(CONSULTANT RADIOLOGIST)



Ajanta Co Operative Society, Nr Trident Complex Elorapark Crossing CNG Pump Road Vadodarã 390023.
MAIL: sunnydigitalxray@yahoo.com

[24 x 7 EMERGENCY SERVICE]





BARODA DIAGNOSTIC LABORATORY

302, Trivia Complex, Natubhai Circle, Race Course, Vadodara. ☎ +91 8866009950 / 7405009950 📧 bdl95950@gmail.com



Patient's name : Deepika Sharma
Age/Sex : 35 Years/Female
Referred by : C/o. I Cure Heart & Diet Clinic
Sample From : LAB
UHID :

Reg. ID : icure-656-19
Accession : 26812
Reg. Date : 16/02/2023
Collection Time : 16/02/2023 12:38

Sample Type: EDTA

COMPLETE BLOOD COUNT

Test Name	Result	Units	Biological Reference Interval
<u>Blood Counts</u>			
Haemoglobin :	13.8	Gms%	12.5 - 16.0
Total R.B.C. :	4.31	mill/c.mm	4.2 - 5.4
Total W. B. C. :	6900	/cu mm	4000 - 10500
Platelet Count :	310000	/cu.mm	1,50,000 - 4,50,000
<u>Differential Count</u>			
Neutrophils :	60	%	40 - 70
Lymphocytes :	36	%	20 - 40
Eosinophils :	02	%	1 - 4
Monocytes :	02	%	2 - 6
Basophils :	00	%	0 - 01
<u>Blood Indices</u>			
P. C. V. :	37.5	%	37 - 47
M. C. V. :	87.0	fl	78 - 100
M.C.H. :	<u>32.0</u>	pg	27 - 31
M. C. H. C. :	<u>36.8</u>	%	32 - 36
R.D.W. :	13.7	%	11.5 - 14.0
<u>S.R. (Westergren Method)</u>			
fter one hour :	10	mm	3 - 12



Page 1 of 7

Page 1 of 2





BARODA DIAGNOSTIC LABORATORY

302, Trivia Complex, Natubhai Circle, Race Course, Vadodara. ☎ +91 8866009950 / 7405009950 ✉ bdl95950@gmail.com



* 2 6 8 1 2 *

Patient's name : Deepika Sharma Reg. ID : icure-656-19
Age/Sex : 35 Years/Female Accession : 26812
Referred by : C/o. I Cure Heart & Diet Clinic Reg. Date : 16/02/2023
Sample From : LAB Collection Time : 16/02/2023 12:38
UHID :

THYROID FUNCTION

Sample Type: Serum

Test Name	Result	Units	Biological Reference Interval
TOTAL T3 :	1.84	ng/ml	0.84 - 2.0
TOTAL T4 :	10.8	ug/dl	5.1 - 14.0
TSH :	3.10	mIU/L	0.25 - 5.0

Method : CLIA



LAB

LAB USE ONLY (Entered by : AP Enter Date/Time: 16/02/2023 2:04:00 PM) (Verify by : OP1 Verify Date/Time: 16/02/2023 3:30:00 PM)





BARODA DIAGNOSTIC LABORATORY

302, Trivia Complex, Natubhai Circle, Race Course, Vadodara. ☎ +91 8866009950 / 7405009950 ✉ bdi95950@gmail.com



Patient's name : Deepika Sharma
Age/Sex : 35 Years/Female
Referred by : C/o. I Cure Heart & Diet Clinic
Sample From : LAB
UHID :

Reg. ID : icure-656-19
Accession : 26812
Reg. Date : 16/02/2023
Collection Time : 16/02/2023 12:38

RENAL FUNCTION TEST

Test Name	Result	Units	Biological Reference Interval
Urea :	16	mg/dl	10 - 50
Bun (Calculated) :	7.5	mg/dl	0 - 18
Creatinine :	0.99	mg/dl	0.4 - 1.5
Uricacid :	4.50	mg/dl	3.4 - 7.0
BUN CREAT RATIO :			10:1 - 20:1

Done on Fully automated biochemistry analyser - COBAS C 111



LAB
LAB USE ONLY (Entered by :AP Enter Date/Time:16/02/2023 2:04:00 PM) (Verify by :OP1 Verify Date/Time:16/02/2023 3:30:00 PM)





BARODA DIAGNOSTIC LABORATORY

302, Trivia Complex, Natubhai Circle, Race Course, Vadodara. ☎ +91 8866009950 / 7405009950 ✉ bdl95950@gmail.com



Patient's name : Deepika Sharma
Age/Sex : 35 Years/Female
Referred by : C/o. I Cure Heart & Diet Clinic
Sample From : LAB
UHID :

Reg. ID : icure-656-19
Accession : 26812
Reg. Date : 16/02/2023
Collection Time : 16/02/2023 12:38

LIVER FUNCTION TEST

Sample Type: Serum

Test Name	Result	Units	Biological Reference Interval
S.G.P.T (ALT) :	25	U/L	0 - 40
S.G.O.T (AST) :	18	U/L	0 - 37
ALK.PHOSPHATASE :	50	U/L	35 - 105
G.G.T :	13.9	U/L	8 - 78
<u>Bilirubin</u>			
Total :	0.50	mg/dl	0.2 - 1.0
Direct :	0.25	mg/dl	0 - 0.6
Indirect :	0.25	mg/dl	0 - 0.5
<u>Serum Proteins</u>			
Total Protein :	7.01	gms/dl	6.4 - 8.3
Albumin :	3.96	gms/dl	3.8 - 4.4
Globulins :	3.05	gms/dl	2.3 - 3.5
A/G Ratio :	1.3		0.9 - 2.9

Done on Fully automated biochemistry analyser - COBAS C 111



Page 5 of 7

LAB
LAB USE ONLY (Entered by :AP Enter Date/Time:16/02/2023 2:05:00 PM) (Verify by :OP1 Verify Date/Time:16/02/2023 3:30:00 PM)





BARODA DIAGNOSTIC LABORATORY

302, Trivia Complex, Natubhai Circle, Race Course, Vadodara. ☎ +91 8866009950 / 7405009950 ✉ bd195950@gmail.com



Patient's name : Deepika Sharma
Age/Sex : 35 Years/Female
Referred by : C/o. I Cure Heart & Diet Clinic
Sample From : LAB
UHID :

Reg. ID : icure-656-19
Accession : 26812
Reg. Date : 16/02/2023
Collection Time : 16/02/2023 12:38

LIPID PROFILE

Sample Type: Serum


Test Name	Result	Units	Biological Reference Interval
Cholesterol :	110	mg/dl	0 - 200
Triglyceride :	100	mg/dL	0 - 150
HDL - Cholesterol :	40	mg/dL	35 - 65
LDL - Cholesterol :	50	mg/dL	0 - 130
VLDL - Cholesterol :	20	mg/dL	0 - 30
Total Cholesterol/HDL Ratio :	2.75		1 - 6
LDL / HDL Cholesterol Ratio :	1.25		0 - 3.5

Done on Fully automated biochemistry analyser - COBAS C 111



LAB
LAB USE ONLY (Entered by :AP Enter Date/Time:16/02/2023 2:05:00 PM) (Verify by :OP1 Verify Date/Time:16/02/2023 3:30:00 PM)





BARODA DIAGNOSTIC LABORATORY

302, Trivia Complex, Natubhai Circle, Race Course, Vadodara. ☎ +91 8866009950 / 7405009950 ✉ bdl95950@gmail.com



Patient's name : Deepika Sharma
Age/Sex : 35 Years/Female
Referred by : C/o. I Cure Heart & Diet Clinic
Sample From : LAB
UHID :
Reg. ID : icure-656-19
Accession : 26812
Reg. Date : 16/02/2023
Collection Time : 16/02/2023 12:38

HbA1C REPORT

Sample Type: EDTA

Test Name	Result	Units	Biological Reference Interval
HbA1C :	4.59	%	Excellent control: 4.2-6.2 Good Control : 6.3-7.2 Fair Control : 7.3-8.2 Poor Control : >8.3
Mean Blood Glucose levels : of last 03months	85.0	mg/dl	

NOTE

*As per the new 2009 update of American Diabetes Association regarding HbA1C & Mean Blood Glucose relationship.

This test is used to monitor diabetic patients compliance with the therapeutic regimen and long term blood glucose control. It's level is proportional to both the average blood glucose concentration and the life span of the red blood cells (RBC) in circulation. HbA1c values are free of day to day glucose fluctuations and are unaffected by exercise or recent food intake.



LAB
LAB USE ONLY (Entered by :AP Enter Date/Time:16/02/2023 2:05:00 PM) (Verify by :OP1 Verify Date/Time:16/02/2023 3:30:00 PM)





BARODA DIAGNOSTIC LABORATORY

Name : DEEPIKA SHARMA
Ref By : ICURE HEART & DIET CLINIC

Age/Sex : 35 Yrs./F
Date : 16/02/2023
Report ID. : 2

HAEMOGRAM PROFILE

<u>TEST</u>	<u>RESULT</u>
Blood Group	: "O"
Rh Factor (Anti D.)	: "POSITIVE"

BIOCHEMISTRY

<u>FASTING (FBS)</u>			
Blood Glucose	: 108.0	mg/dL	70.00 - 110.00 mg/dL
<u>POST-PRANDIAL</u>			
Blood Glucose	: 130.0	mg/dL	80 - 140 mg/dL

Done By Fully Auto Analyzer MIURA, A-1004

END OF REPORT



24
OPEN
365 DAYS

Dr. Nehal Tiwari
(MD)
Consultant Pathologist
(Reg. No. G-54530)

Dr. Priya Kulkarni
(MD)
Consultant Pathologist
(Reg. No. G-46004)

302, Trivia Complex, Natubhai Circle, Race Course, Vadodara. ☎ +91 8866009950 / 7405009950 ✉ bdi95950@gmail.com

Laboratory results serve as an aid to diagnosis & should be interpreted in relation to clinical findings. Please refer back to laboratory in case of any discrepancy



Scanned with OKEN Scanner



BARODA DIAGNOSTIC LABORATORY

Name : DEEPIKA SHARMA
Ref By : ICURE HEART & DIET CLINIC

Age/Sex : 35 Yrs./F
Date : 16/02/2023
Report ID. : 2

EXAMINATION OF URINE

TEST

Sample

PHYSICAL EXAMINATION

Quantity

Colour

Transparency

Specific Gravity

Reaction

Deposits

CHEMICAL EXAMINATION

Albumin

Sugar

Acetone

Bile Salts

Bile Pigments

Urobilinogen

Occult Blood

Nitrate

MICROSCOPIC EXAMINATION

Pus Cells

RBC

Epithelial Cells

Crystals

Amorphous Phosphate

Cast

RESULT

UNIT

: FASTING

: 10 mL

: PALE YELLOW

: CLEAR

: 1.030

: ACIDIC

: ABSENT

: NIL

: NIL

: ABSENT

: ABSENT

: ABSENT

: NORMAL : ~ < 1.0 mg/dL

: ABSENT

: ABSENT

: 0-1 / hpf

: NIL


: NIL

: NIL

: NIL

: NIL

END OF REPORT



Dr. Nehal Tiwari
(MD)
Consultant Pathologist
(Reg. No. G-54530)

Dr. Priya Kiplani
(MD)
Consultant Pathologist
(Reg. No. G-46004)

302, Trivia Complex, Natubhai Circle, Race Course, Vadodara. ☎ +91 8866009950 / 7405009950 ✉ bdl95950@gmail.com

Laboratory results serve as an aid to diagnosis & should be interpreted in relation to clinical findings. Please refer back to laboratory in case of any discrepancy



Scanned with OKEN Scanner