



# REVIVAL DIAGNOSTICS



## HEALTH CHECK-UP SUMMARY

Name: Rajasekhur Daruakonda

Date: 14/05/2023

Email ID: \_\_\_\_\_

Sex: M      Age: 31 Years      Contact No: 973776565      Remarks:

Under-weight	<input type="checkbox"/>
Normal	<input type="checkbox"/>
Over-weight	<input checked="" type="checkbox"/>

### i> BMI

Height (in Cm): 167      Weight (in Kg): 80      BMI: 28.7

### ii> Blood Pressure & Pulse

110/72 mm/hg  
84/min.

If high or low, whether the person is on medication: YES /  NO

### iii> Blood Tests & Lung Function Remarks

RS  
C/S }   
C/S

If abnormal, whether the person is on medication: YES /  NO

### iv> Eye Test Remarks

Eye Test: (R) G/G      (L) G/G  
Color Vision: 2

### v> Heart Disease

Whether any specific heart ailment detected (ECG findings):  
normal

### vi> Any other problems needing attention / Overall Assessment:

no

**Dr. Chirag Patel**  
M.B.B.S. G-49432

Signature of the Doctor

### Revival Diagnostic

401, Aqua Corridor,  
B/s. Star Bazar, Surat-395009  
Mo. 91062-28601

revivaldiagnostics.surat@gmail.com

www.revivaldiagnostics.com

0261 2747788, 9825947712

4<sup>th</sup> Floor, Aqua Corridor, Hazira Road, Adajan Pal, Surat-395009.



NAME: Rojasekhar Devarabandu SEX: M  
BIRTHDATE: 16/06/1991 AGE: 31

## DEPARTMENT OF OPHTHALMOLOGY

### EYE TEST:

#### 1. VISION:

RIGHT EYE - 6/6

LEFT EYE - 6/6

#### 2. COLOR VISION:

RIGHT EYE - 

LEFT EYE - 

#### 3. FUNDUS:

RIGHT EYE - 

LEFT EYE - 

### REMARKS:



Revival Diagnostic  
Ophthalmologist/Optomtrist  
B/s. Star Bazar, Surat-395009  
Mo. 91062-28601



0261 2747788, 9825947712



4<sup>TH</sup> Floor, Aqua Corridor, Hazira Road, Adajan Pal, Surat-395009.



revivaldiagnostics.surat@gmail.com



www.revivaldiagnostics.com





# REVIVAL DIAGNOSTICS

## Dental Assessment Form

NAME Rajasekhar Dercuakonda  
AGE 31

DATE 14/02/2025  
SEX M

### \* CHIEF COMPLAINT

A CLINICAL FEATURES :- normal

1 CAVIES :-  
2 MISSING TOOTH :- } NO  
3 MALOCCLUSION :-  
4 FILLING :-

B DIAGNOSIS :- normal

C PERSONAL HISTORY :- Hygienic

D PROVISIONAL D/G :- NO

E MEDICAL HISTORY :- NO

F FINAL D/G :- normal

G TREATMENT PLAN :- NO

CLINT SIGN

**Revival Diagnostic**  
DIRECTOR SIGN  
401, Aqua Corridor,  
B/s. Star Bazar, Surat-395009  
Mo. 91062-28601

(Signature)

 0261 2747788, 9825947712

 4<sup>TH</sup> Floor, Aqua Corridor, Hazira Road, Adajan Pal, Surat-395009.

 revivaldiagnostics.surat@gmail.com

 www.revivaldiagnostics.com

This Medical Report Is Not Intended For Medico-legal Purposes.  
Laboratory Test Results Are Subject To Technical Limitation And Should  
Be Clinically Correlate For Final Diagnosis



# REVIVAL

## DIAGNOSTICS

Name	<b>RAJASEKHAR DEVARAKONDA</b>	Age/Gender	<b>31Yrs/Male</b>
Reg No.	<b>2392/23</b>	Receipt No	<b>6758</b>
Referred By	<b>BOB - MEDI WHEEL(PKG10000240)</b>	Mode of Payment	<b>CREDIT</b>
Collection Type	<b>CENTER</b>	Collection DateTime	<b>14-Mar-2023 08:41 AM</b>

### BLOOD GROUP - 14032316 Released at 14-Mar-2023 12:04 PM

Parameter	Result	Biological Ref.Range	Method
-Blood Group	"O"		
-Rh Factor	POSITIVE		

### CBC - 14032314 Released at 14-Mar-2023 10:13 AM

Parameter	Result	Biological Ref.Range	Method
-Haemoglobin	14.9 gm/dL	(13.5 - 18 gm/dL)	Auto
-RBC Count	5.36 mill/cumm	(4.6 - 6.2 mill/cumm)	Auto
-Total WBC Count	6800 /cumm	(4000 - 10000 /cumm)	Auto
-Platelet Count	2.45 lakh/cumm	(1.5 - 4.5 lakh/cumm)	Auto

### Blood Indices

-HCT	46.3 %	(40 - 55 %)	Auto
-MCV	86.5 fl	(80 - 92 fl)	Auto
-MCH	27.9 pg	(27 - 31 pg)	Auto
-MCHC	32.2 gm/dL	(32 - 36 gm/dL)	Auto
-RDW	12.9 %	(11 - 15 %)	Auto

### Diff WBC Count

-Polymorphs	54 %	(40 - 80 %)	Microscopically
-Lymphocytes	<b>41 %</b>	<b>H</b> (20 - 40 %)	Microscopically
-Eosinophils	03 %	(1 - 6 %)	Microscopically
-Monocytes	02 %	(2 - 7 %)	Microscopically
-Basophils	00 %	(0 - 1 %)	Microscopically
-PLATELET ON SMEAR	Adequate		Microscopically
-MALARIAL PARASITES	Malarial Parasites Not Detected		Microscopically

[Test performed on Fully Automated Hematology Analyzer ERBA H-360]

## Revival Diagnostics

401-Aqua Corridor,  
Beside Star Bazar, Adajan,  
Surat-395009. Mo. 9825947712

Dr. Shivangi Gandhi

M.B.B.S, M.D (Pathology)

revivaldiagnostics.surat@gmail.com



0261 2747788, 9825947712



4<sup>th</sup> Floor, Aqua Corridor, Hazira Road, Adajan Pal, Surat-395009.



www.revivaldiagnostics.com



This Medical Report Is Not Intended For Medico-legal Purposes.  
Laboratory Test Results Are Subject To Technical Limitation And Should  
Be Clinically Correlate For Final Diagnosis





# REVIVAL DIAGNOSTICS

Name	<b>RAJASEKHAR DEVARAKONDA</b>	Age/Gender	<b>31Yrs/Male</b>
Reg No.	<b>2392/23</b>	Receipt No	<b>6758</b>
Referred By	<b>BOB - MEDI WHEEL(PKG10000240)</b>	Mode of Payment	<b>CREDIT</b>
Collection Type	<b>CENTER</b>	Collection DateTime	<b>14-Mar-2023 08:41 AM</b>

**ESR** - 14032314 Released at 14-Mar-2023 10:13 AM

Parameter	Result	Biological Ref.Range	Method
-E.S.R	03 mm/hr	(1 - 10 mm/hr)	



**Revival Diagnostics**  
401-Aqua Corridor,  
Beside Star Bazar, Adajan,  
Surat-395009. Mo. 9825947712

Dr. Shivangi Gandhi

M.B.B.S, M.D (Pathology)

 0261 2747788, 9825947712

 revivaldiagnostics.surat@gmail.com

 4<sup>th</sup> Floor, Aqua Corridor, Hazira Road, Adajan Pal, Surat-395009.

 www.revivaldiagnostics.com

This Medical Report Is Not Intended For Medico-legal Purposes.  
Laboratory Test Results Are Subject To Technical Limitation And Should  
Be Clinically Correlate For Final Diagnosis



# REVIVAL DIAGNOSTICS

Name	RAJASEKHAR DEVARAKONDA	Age/Gender	31Yrs/Male
Reg No.	2392/23	Receipt No	6758
Referred By	BOB - MEDI WHEEL(PKG10000240)	Mode of Payment	CREDIT
Collection Type	CENTER	Collection DateTime	14-Mar-2023 08:41 AM

## LIVER FUNCTION TEST (LFT) - 14032316 Released at 14-Mar-2023 01:18 PM

Parameter	Result	Biological Ref.Range	Method
-Serum Total Bilirubin	1.8 mg/dL	H (0 - 1.3 mg/dL)	Diazo
-Serum Direct Bilirubin	0.7 mg/dL	H (0 - 0.4 mg/dL)	Diazo
-Serum InDirect Bilirubin	1.1 mg/dL	(0.1 - 1.3 mg/dL)	Calculated
-Total Protein (TP)	7.1 gm/dL	(6.4 - 8.3 gm/dL)	Biuret
-Albumin (ALB)	4.1 gm/dL	(3.5 - 5.2 gm/dL)	BCG
-Globulin	3.0 gm/dL	(2.3 - 3.6 gm/dL)	Calculated
-A/G Ratio	1.37 gm/dL	(1 - 2.3 gm/dL)	Calculated
-SGPT(ALT)	73 U/L	H (5 - 45 U/L)	IFCC, Kinetic without Pyridoxal Phosphate
-SGOT (AST)	59 U/L	H (0 - 35 U/L)	IFCC, Without Pyridoxal Phosphate
-Alkaline Phosph.	86 U/L	(42 - 128 U/L)	ALP-AMP
-GGT	50 U/L	(5 - 50 U/L)	Glupa-C

[Test performed on Fully Automated Biochemistry Analyzer ERBA EM200]

REVIVAL  
DIAGNOSTICS

**Revival Diagnostics**  
401-Aqua Corridor,  
Beside Star Bazar, Adajan,  
Surat-395009. Mo. 9825947712

Dr. Shivangi Gandhi

M.B.B.S., M.D. (Pathology)



0261 2747788, 9825947712



4<sup>TH</sup> Floor, Aqua Corridor, Hazira Road, Adajan Pal, Surat-395009.



revivaldiagnostics.surat@gmail.com



www.revivaldiagnostics.com

This Medical Report Is Not Intended For Medico-legal Purposes.  
Laboratory Test Results Are Subject To Technical Limitation And Should  
Be Clinically Correlate For Final Diagnosis





# REVIVAL DIAGNOSTICS

Name	<b>RAJASEKHAR DEVARAKONDA</b>	Age/Gender	<b>31Yrs/Male</b>
Reg No.	<b>2392/23</b>	Receipt No	<b>6758</b>
Referred By	<b>BOB - MEDI WHEEL(PKG10000240)</b>	Mode of Payment	<b>CREDIT</b>
Collection Type	<b>CENTER</b>	Collection DateTime	<b>14-Mar-2023 08:41 AM</b>

### Creatinine - 14032316 Released at 14-Mar-2023 01:18 PM

Parameter	Result	Biological Ref.Range	Method
-Creatinine	1.2 mg/dL	(0.6 - 1.4 mg/dL)	ENZYMATIC

### BUN - 14032316 Released at 14-Mar-2023 10:31 AM

Parameter	Result	Biological Ref.Range	Method
-Blood Urea Nitrogen (BUN)	10 mg/dL	(6 - 20 mg/dL)	Calculated

### Uric Acid - 14032313 Released at 14-Mar-2023 01:18 PM

Parameter	Result	Biological Ref.Range	Method
-Uric Acid	9.3 mg/dL	<b>H</b> (3.5 - 7.2 mg/dL)	Uricase-POD

REVIVAL  
DIAGNOSTICS

**Revival Diagnostics**

401-Aqua Corridor,  
Beside Star Bazar, Adajan,  
Surat-395009. Dr. Shweta Gandhi  
M.B.B.S., M.D. (Pathology)



0261 2747788, 9825947712



4<sup>th</sup> Floor, Aqua Corridor, Hazira Road, Adajan Pal, Surat-395009.



revivaldiagnostics.surat@gmail.com



www.revivaldiagnostics.com

This Medical Report Is Not Intended For Medico-legal Purposes.  
Laboratory Test Results Are Subject To Technical Limitation And Should  
Be Clinically Correlate For Final Diagnosis



# REVIVAL DIAGNOSTICS

Name	<b>RAJASEKHAR DEVARAKONDA</b>	Age/Gender	<b>31Yrs/Male</b>
Reg No.	<b>2392/23</b>	Receipt No	<b>6758</b>
Referred By	<b>BOB - MEDI WHEEL(PKG10000240)</b>	Mode of Payment	<b>CREDIT</b>
Collection Type	<b>CENTER</b>	Collection DateTime	<b>14-Mar-2023 08:41 AM</b>

## Lipid Profile - 14032316 Released at 14-Mar-2023 01:18 PM

Parameter	Result	Biological Ref.Range	Method
-Serum Cholesterol	176 mg/dL	Desirable < 200 mg/dl Borderline High : 200-239 mg/dl High : > 240 mg/dl	CHOD-PAP
-Serum Triglyceride	101 mg/dL	Normal < 150 mg/dl Borderline High : 150 - 159 mg/dl High : 200 - 499 mg/dl Very High : 500 mg/dl	GPO-POD Method
-Serum HDLD(Direct)	52 mg/dL	Normal :> 55 mg/dl Borderline : 35-55 mg/dl Undesirable: < 35 mg/dl	PVS-PEGME Precipitation with CHOD-POD
-Serum VLDL	20 mg/dL	(5 - 30 mg/dL)	Calculated
-Serum LDLD(Direct)	104 mg/dL	Optimal:< 100 mg/dl Above Optimal : 100- 129 mg/dl Borderline High : 130-159 mg/dl High : > 160-189mg/dl Very High : >190 mg/dl	Calculated
-Chol/HDL	3.38	Low risk: <3.8 Medium Risk: 3.8 to 5.9 High Risk: > 6	Calculated
-LDL/Chol	1.70	Low risk: <3.55 Medium Risk: 3.55 to 4.0 High Risk: > 6	Calculated

[Test performed on Fully Automated Biochemistry Analyzer ERBA EM200]

**Revival Diagnostics**  
401-Aqua Corridor,  
Beside Star Bazar, Adajan,  
Surat-395009. Mo. 9825947712

Dr. Shivangi Gandhi

M.B.B.S. M.D (Pathology)



0261 2747788, 9825947712



4<sup>TH</sup> Floor, Aqua Corridor, Hazira Road, Adajan Pal, Surat-395009.



revivaldiagnostics.surat@gmail.com



www.revivaldiagnostics.com

This Medical Report Is Not Intended For Medico-legal Purposes.  
Laboratory Test Results Are Subject To Technical Limitation And Should  
Be Clinically Correlate For Final Diagnosis





# REVIVAL DIAGNOSTICS

Name	<b>RAJASEKHAR DEVARAKONDA</b>	Age/Gender	<b>31Yrs/Male</b>
Reg No.	<b>2392/23</b>	Receipt No	<b>6758</b>
Referred By	<b>BOB - MEDI WHEEL(PKG10000240)</b>	Mode of Payment	<b>CREDIT</b>
Collection Type	<b>CENTER</b>	Collection DateTime	<b>14-Mar-2023 08:41 AM</b>

## Urine Routine & Micro Examination - 14032318 Released at 14-Mar-2023 12:29 PM

Parameter	Result	Biological Ref.Range	Method
<b><u>Physical Examination</u></b>			
-Quantity	30		Manual
-Colour	Pale Yellow	Pale Yellow	Manual
-Appearance	Clear	Clear	Manual
-Reaction (pH)	Acidic		Dipstick
-Specific Gravity	1.025		Dipstick
<b><u>Chemical Examination</u></b>			
-Proteins.	Absent		Dipstick
-Sugar	Absent		Dipstick
-Acetone.	Absent		Dipstick
-Bile Salts	Absent	Absent	Dipstick
-Bile Pigments	Absent	Absent	Dipstick
-Occult Blood Test (OBT).	Negative		Dipstick
<b><u>Microscopic Examination</u></b>			
-Pus Cells	1-2		Microscopically
-Red Blood Cells	Absent		Microscopically
-Epithelial Cells	1-2		Microscopically
-Bacteria.	Absent		Microscopically
-Crystals	Absent	Absent	Microscopically
-Others	NIL	Absent	Microscopic Examination

**Revival Diagnostics**  
401-Aqua Corridor,  
Beside Star Bazar, Adajan,  
Surat-395009. Mo. 9825947712

Dr. Shivangi Gandhi

M.B.B.S. M.D (Pathology)



0261 2747788, 9825947712



4<sup>TH</sup> Floor, Aqua Corridor, Hazira Road, Adajan Pal, Surat-395009.



revivaldiagnostics.surat@gmail.com



www.revivaldiagnostics.com

This Medical Report Is Not Intended For Medico-legal Purposes.  
Laboratory Test Results Are Subject To Technical Limitation And Should  
Be Clinically Correlate For Final Diagnosis



# REVIVAL DIAGNOSTICS

Name	<b>RAJASEKHAR DEVARAKONDA</b>	Age/Gender	<b>31Yrs/Male</b>
Reg No.	<b>2392/23</b>	Receipt No	<b>6758</b>
Referred By	<b>BOB - MEDI WHEEL(PKG10000240)</b>	Mode of Payment	<b>CREDIT</b>
Collection Type	<b>CENTER</b>	Collection DateTime	<b>14-Mar-2023 08:41 AM</b>

**Total T3 T4 TSH** - 14032316 Released at 14-Mar-2023 01:11 PM

Parameter	Result	Biological Ref.Range	Method
-Total T3	1.01 ng/ml	(0.87 - 1.78 ng/ml)	Fluorescence Enzyme Immunoassay
-Total T4	6.81 ug/dl	(4.6 - 11 ug/dl)	Fluorescence Enzyme Immunoassay
-TSH	3.74 uIU/ml	0.50 - 5.50 uIU/ml 5.5 to 15 ul U/ml - Suggested Clinical co-relation or Repeat test with new sample as physiological factors can give falslely high TSH Above 15uIU/ml Hypopyhyroid PREGNANT WOMEN normal ranges for TSH: 1st Trimester : 0.0878 - 2.8293 uIU/ml 2nd Trimester : 0.1998 - 2.7915 uIU/ml 3rd Trimester : 0.307 - 2.9028 uIU/ml Ref: TIETZ Fundamentals of Clinical Chemistry	Fluorescence Enzyme Immunoassay

[Test performed on Fully Automated Immunology Analyzer Maglumi-600]

**Revival Diagnostics**

401-Aqua Corridor,

Beside Star Bazar, Adajan,

Surat-395009. Mo. 9825947712

Dr. Shivangi Gandhi

M.B.B.S, M.D (Pathology)

revivaldiagnostics.surat@gmail.com



0261 2747788, 9825947712



4<sup>TH</sup> Floor, Aqua Corridor, Hazira Road, Adajan Pal, Surat-395009.



revivaldiagnostics.surat@gmail.com



www.revivaldiagnostics.com

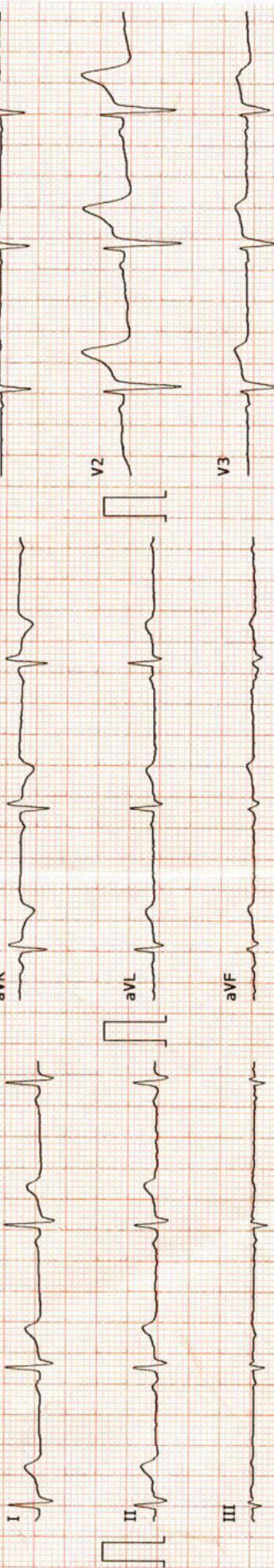
This Medical Report Is Not Intended For Medico-legal Purposes.  
Laboratory Test Results Are Subject To Technical Limitation And Should  
Be Clinically Correlate For Final Diagnosis



10mm/mV AUTO

10mm/mV

10mm/mV

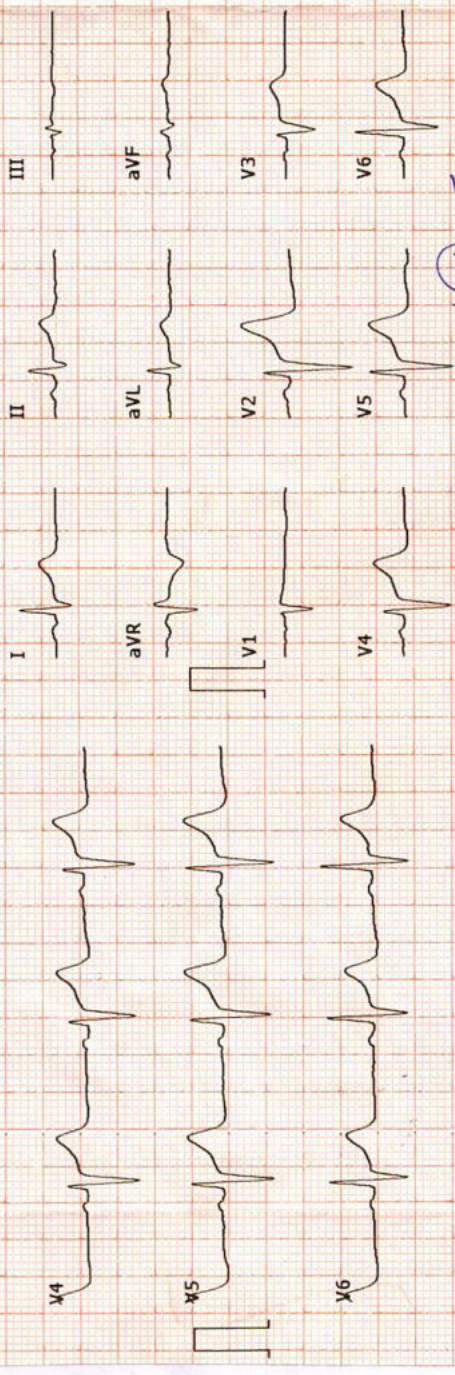


25mm/s AC:ON 0.05-25Hz

10mm/mV

10mm/mV

10mm/mV



25mm/s

2023-3-14 8:42:27 ID:00004927

ID Card: Name: RAJASEKHAR Gender: Male  
 Age: 31 Height(cm): 167  
 Weight(Kg): 80 BP(mmHg): /

HR: 66 bpm  
 P-R: 100 ms  
 Q-R-S: 113 ms  
 QT/QTc: 393/410 ms  
 P/QRS/T AXES: 49/14/49 deg  
 RV5/SV1: 0.43/0.41 mV  
 RV5+SV1: 0.84 mV

\*The result must be confirmed by doctor!

Report Confirmed by:


**Revival Diagnostics**  
 401-Aqua Corridor,  
 Beside Star Bazar, Adajati,  
 Surat-395009. Mo. 9825947712

**DR. ADITYA S. BORA**  
 MBBS, DNB, PGCC  
 PHYSICIAN & CLINICAL CARDIOLOGIST  
 G-54906





# REVIVAL DIAGNOSTICS



Name	RAJASEKHAR DEVARAKONDA	Age/Gender	31Yrs/Male
Reg No.	2392/23	Receipt No	6758
Referred By	BOB - MEDI WHEEL(PKG10000240)	Mode of Payment	CREDIT
Collection Type	CENTER	Collection DateTime	14-Mar-2023 08:41 AM


## ECG

- REPORT :

1. The rhythm is sinus.
2. Heart rate is 66 beats per minute.
3. Normal P,QRS,T wave axis.
4. Normal PR,QRS,Q.T. Duration.
5. No pathological q wave or ST-T changes seen.
6. No evidence of chamber hypertrophy or enlargement seen.

IMPRESSION : ECG WITHIN NORMAL LIMITS

**Revival Diagnostics**  
401-Aqua Corridor,  
Beside Star Bazar, Adajan,  
Surat-395009. Mo. 9825947712

  
**DR. ADITYA S. BORA**  
MBBS, DNB, PGDCC  
PHYSICIAN & CLINICAL CARDIOLOGIST  
G-54906

REVIVAL  
DIAGNOSTICS



0261 2747788, 9825947712



4<sup>TH</sup> Floor, Aqua Corridor, Hazira Road, Adajan Pal, Surat-395009.



revivaldiagnostics.surat@gmail.com



www.revivaldiagnostics.com

This Medical Report Is Not Intended For Medico-legal Purposes.  
Laboratory Test Results Are Subject To Technical Limitation And Should  
Be Clinically Correlate For Final Diagnosis





Summary

REVIVAL DIAGNOSTICS  
4TH FLOOR, AQUA CORRIDOE, NEAR STAR BAZAR, ADAJAN- 395009, SURAT  
6435/RAJASEKHAR DEVARAKONDA 31 Yrs/Male 80 Kg/167 Cms  
Date: 14-Mar-2023 09:30:45 AM

Stage	StageTime (Min:Sec)	PhaseTime (Min:Sec)	Speed (kmph)	Grade (%)	METS	H.R. (bpm)	B.P. (mmHg)	R.P.P. x100	PVC	Comments
Supine					1.0	66	110/72	72	-	
Standing					1.0	65	110/72	71	-	
HV					1.0	71	110/72	78	-	
ExStart					1.0	70	110/72	77	-	
Stage 1	3:00	3:01	2.7	10.0	4.6	117	110/72	128	-	
Stage 2	3:00	6:01	4.0	12.0	7.0	148	130/80	192	-	
PeakEx	1:10	7:11	5.5	14.0	8.3	168	150/90	251	-	
Recovery	1:00		0.0	0.0	1.1	159	150/90	238	-	
Recovery	2:00		0.0	0.0	1.0	91	150/90	136	-	
Recovery	3:00		0.0	0.0	1.0	101	136/90	137	-	
Recovery	3:12		0.0	0.0	1.0	87	130/90	113	-	

Ref. By : MEDI WHEEL Protocol : BRUCE Objective : FOR TESTING PURPOSE ONLY.

Medication : Nil

History : Nil

Test End Reason : Test Complete

Findings :

The patient exercised according to BRUCE for 7:11, achieving a work level of Max METS:8.3. Resting heart rate initially 66 bpm, rose to a max. heart rate of 168 bpm which represents 89% of maximum age predicted heart rate. Resting blood pressure 110/72 mmhg, rose to a maximum blood pressure of 150/90 mmhg. The exercise stress test was stopped due to Test Complete

Parameters :

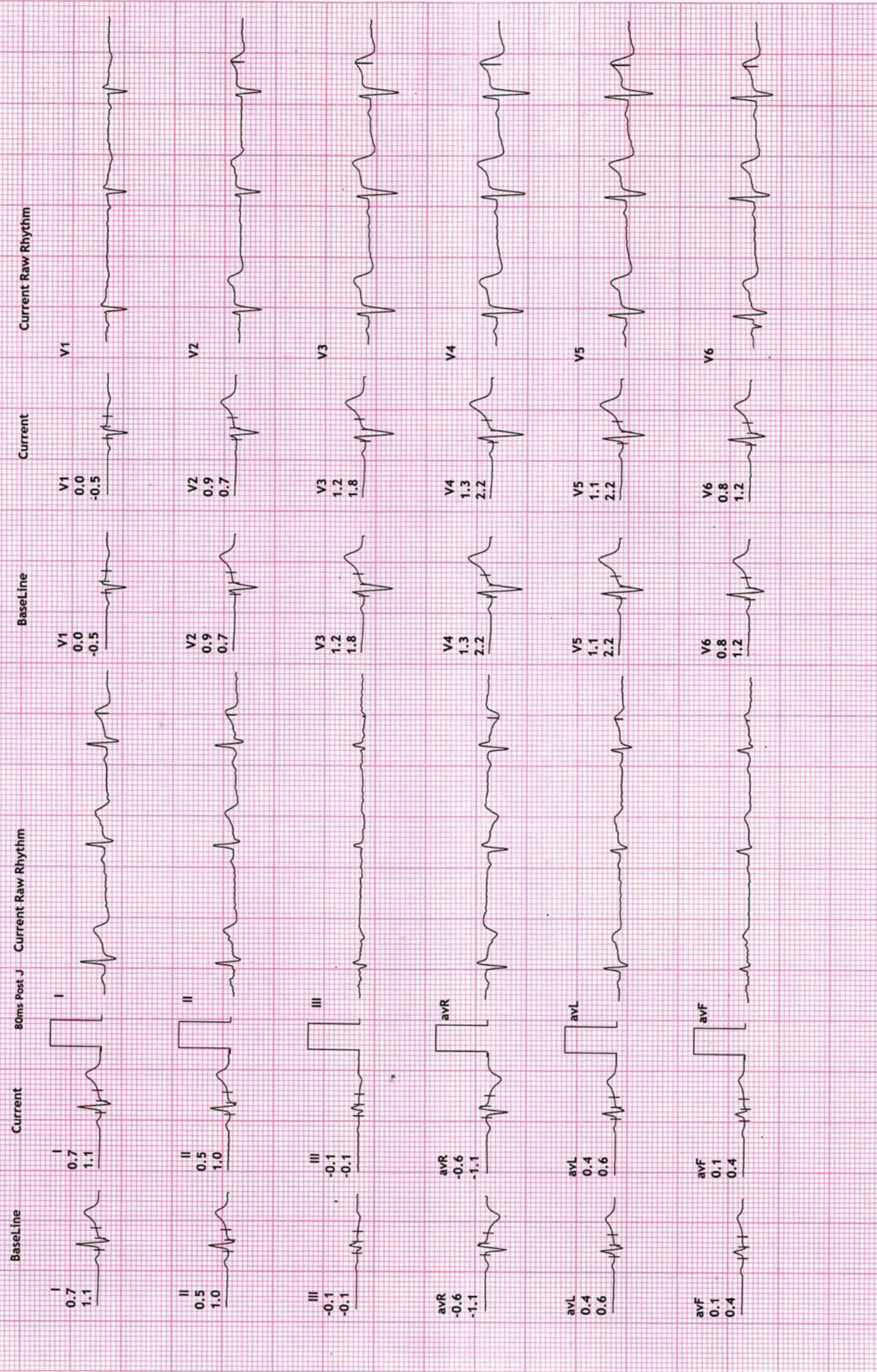
- Exercise Time : 7:11 minutes
- Max HR attained : 168 bpm 89% of Max Predictable HR 189
- Max BP : 150/90(mmHg)
- WorkLoad attained : 8.3 (Fair Effort Tolerance )
- NOsignificant ST segment changes noted during exercise or recovery.
- NOAngina/Arrhythmia/S3/murmur
- Final Impression : Test is negative for inducible ischaemia.

Advice/Comments:

Revival Diagnostics  
401-Aqua Corridor,  
Beside Star Bazar, Adajan,  
Surat-395009. Mo. 9825947712

DR. ADITYA S. BORA  
MBBS, DNB, PGDCC  
PHYSICIAN & CLINICAL CARDIOLOGIST  
G-54906 DR. ADITYA BORA







12 Lead + Comparison



REVIVAL DIAGNOSTICS

4TH FLOOR, AQUA CORRIDOE, NEAR STAR BAZAR, ADAJAN- 395009, SURAT

6435/RAJASEKHAR DEVARAKONDA  
31 Yrs/Male

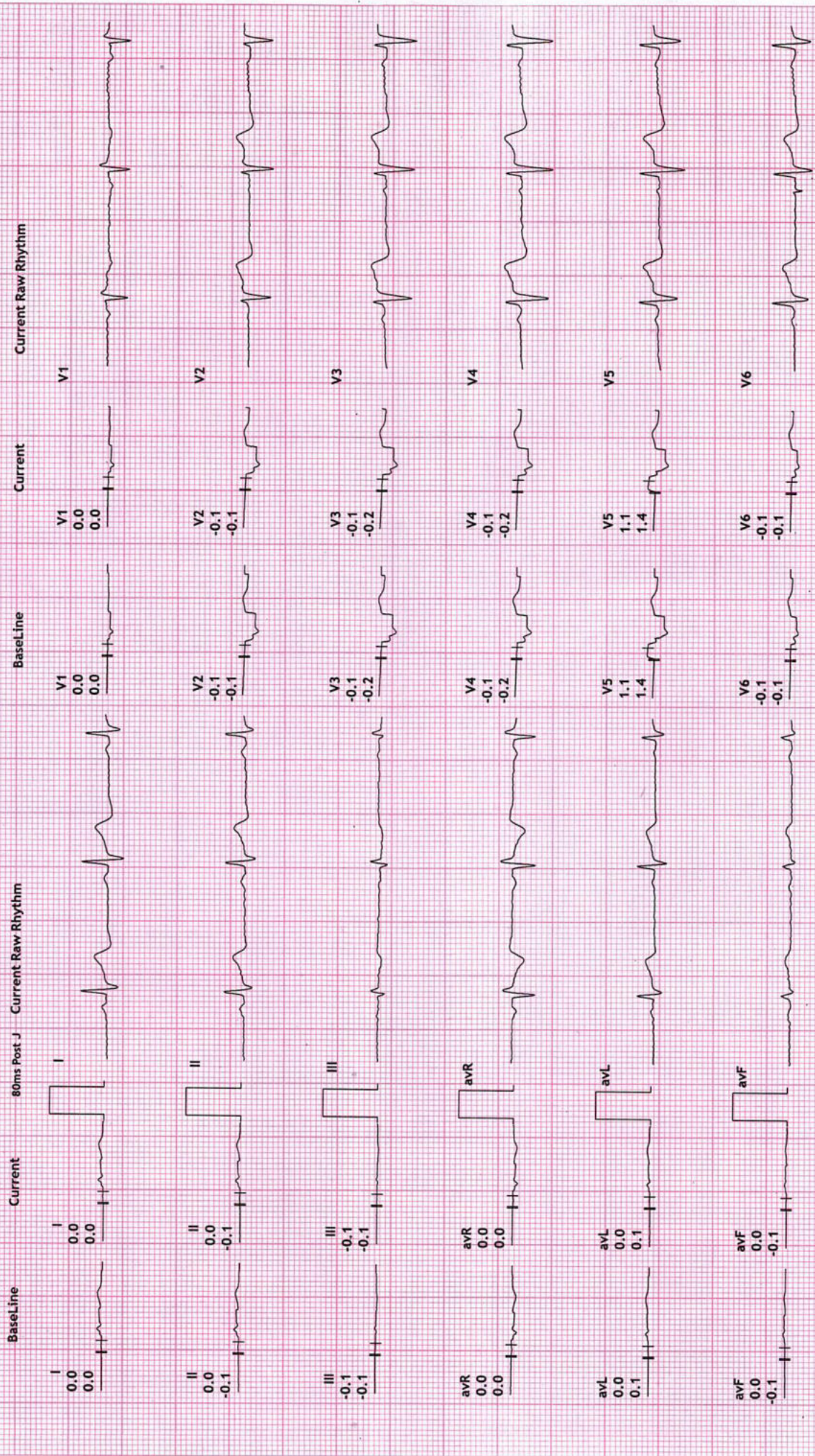
HR: 64 bpm  
METS: 1.0

MPHR: 33% of 189  
Speed: 0.0 kmph

Raw ECG  
BRUCE  
(1.0-100)HZ

STANDING  
10.0 mm/mv  
25 mm/Sec.

80 Kg/167 Cms  
Date: 14-Mar-2023 09:30:45 AM





REVIVAL DIAGNOSTICS

4TH FLOOR, AQUA CORRIDOE, NEAR STAR BAZAR, ADAJAN- 395009, SURAT

6435/RAJASEKHAR DEVARAKONDA

31 Yrs/Male

80 Kg/167 Cms

Date: 14-Mar-2023 09:30:45 AM

HR: 69 bpm

METS: 1.0

BP: 110/72

MPHR:36% of 189

Speed: 0.0 kmph

Grade: 0.0%

12 Lead + Comparison

Raw ECG

BRUCE

(1.0-100)HZ

Ex Time 01:02

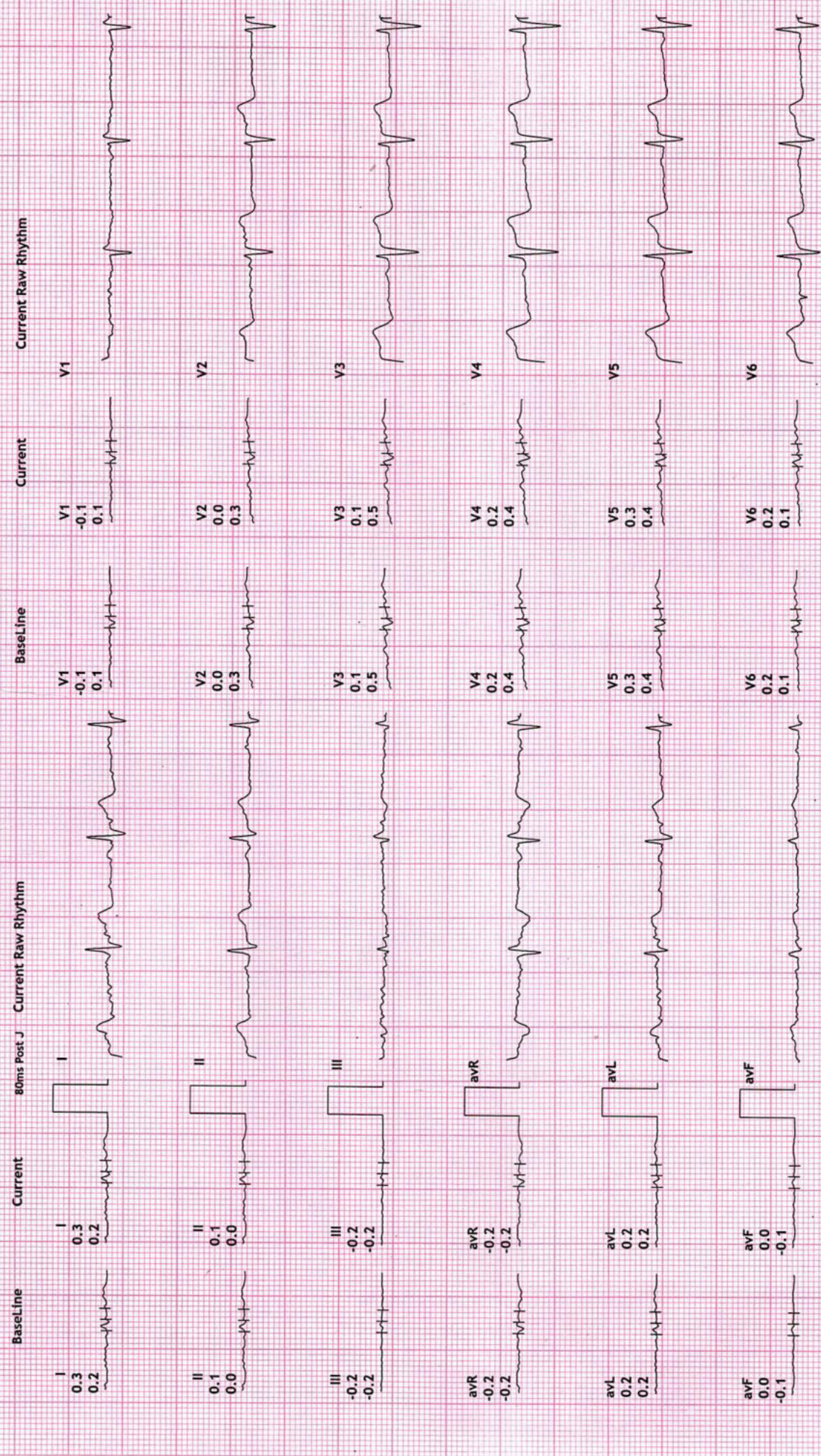
BLC :On

Notch :On

HV

10.0 mm/mV

25 mm/Sec.





**REVIVAL DIAGNOSTICS**

**4TH FLOOR, AQUA CORRIDOE, NEAR STAR BAZAR, ADAJAN- 395009, SURAT**

6435/RAJASEKHAR DEVARAKONDA

31 Yrs/Male

80 Kg/167 Cms

Date: 14-Mar-2023 09:30:45 AM

**12 Lead + Comparison**

MPHR:37% of 189

HR: 70 bpm

METS: 1.0

BP: 110/72

Raw ECG

BRUCE

(1.0-100)Hz

Ex Time 00:00

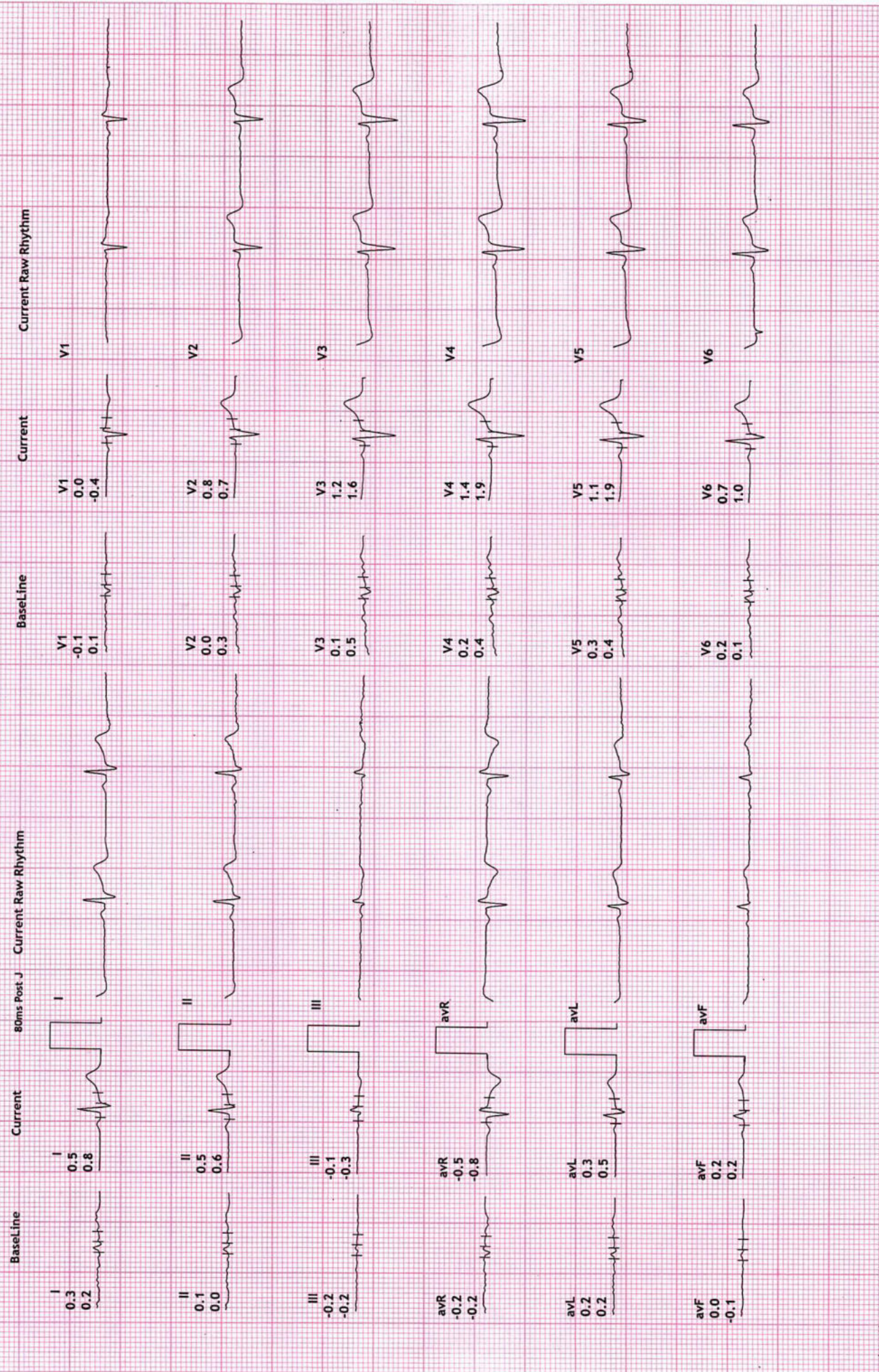
BLC :On

Notch :On

ExStrt

10.0 mm/mV

25 mm/Sec.





12 Lead + Comparison

REVIVAL DIAGNOSTICS

4TH FLOOR, AQUA CORRIDOE, NEAR STAR BAZAR, ADAJAN- 395009, SURAT

6435/RAJASEKHAR DEVARAKONDA  
31 Yrs/Male

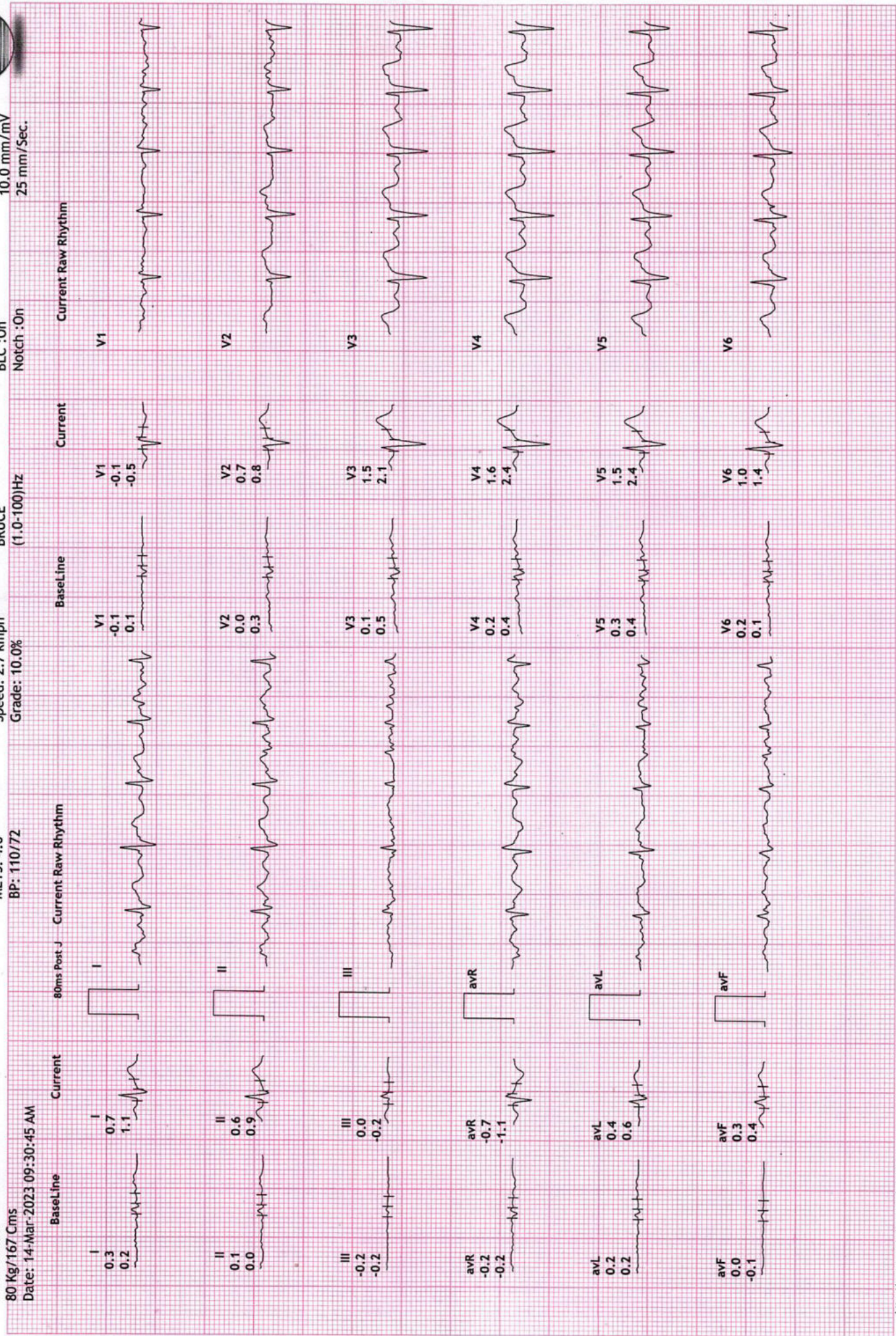
HR: 117 bpm  
METS: 4.6

MPHR: 61% of 189  
Speed: 2.7 kmph  
Grade: 10.0%

Raw ECG  
BRUCE  
(1.0-100)HZ

Ex Time 03:00  
BLC :On  
Notch :On

Stage 1 ( 03:00  
10.0 mm/mV  
25 mm/Sec.





**REVIVAL DIAGNOSTICS**

**4TH FLOOR, AQUA CORRIDOE, NEAR STAR BAZAR, ADAJAN- 395009, SURAT**

6435/RAJASEKHAR DEVARAKONDA  
31 Yrs/Male

80 Kg/167 Cms  
Date: 14-Mar-2023 09:30:45 AM

**12 Lead + Comparison**

HR: 148 bpm  
METS: 7.0  
BP: 130/80

Raw ECG  
BRUCE  
(1.0-100)Hz

Ex Time 06:00  
BLC :On  
Notch :On

Stage 2 ( 03:00  
10.0 mm/mV  
25 mm/Sec.





REVIVAL DIAGNOSTICS

4TH FLOOR, AQUA CORRIDOE, NEAR STAR BAZAR, ADAJAN- 395009, SURAT

6435/RAJASEKHAR DEVARAKONDA

31 Yrs/Male

80 Kg/167 Cms

Date: 14-Mar-2023 09:30:45 AM

HR: 168 bpm

METS: 8.3

BP: 150/90

MPHR: 88% of 189

Speed: 5.5 kmph

Grade: 14.0%

12 Lead + Comparison

Raw ECG

BRUCE

(1.0-100)HZ

Ex Time 07:10

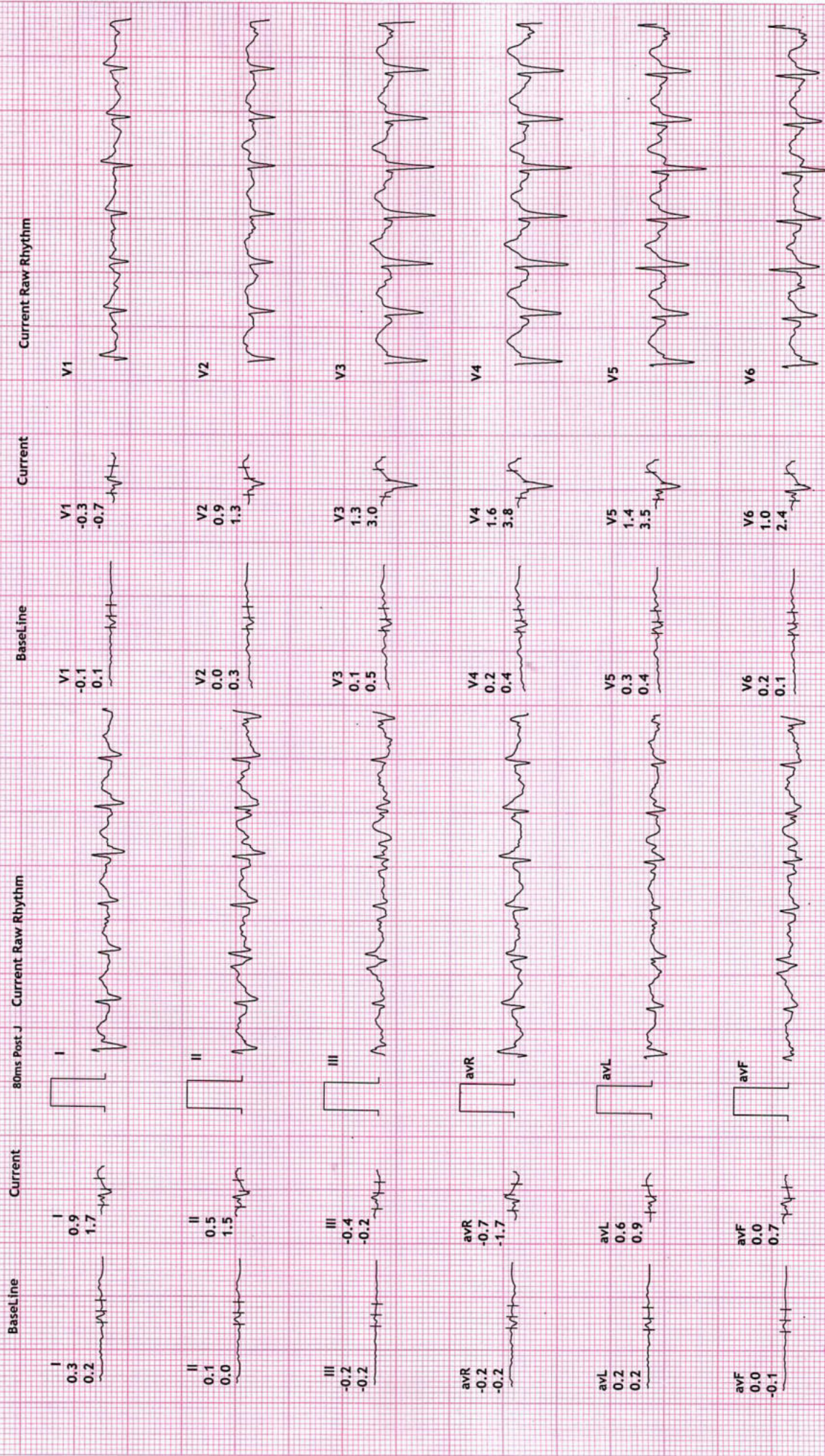
BLC :On

Notch :On

PeakEx

10.0 mm/mV

25 mm/Sec.





REVIVAL DIAGNOSTICS

4TH FLOOR, AQUA CORRIDOE, NEAR STAR BAZAR, ADAJAN- 395009, SURAT

6435/RAJASEKHAR DEVARAKONDA  
31 Yrs/Male

80 Kg/167 Cms

Date: 14-Mar-2023 09:30:45 AM

HR: 159 bpm  
METS: 1.0

MPHR: 84% of 189  
Speed: 0.0 kmph  
Grade: 0.0%

BP: 150/90

12 Lead + Comparison

Raw ECG  
BRUCE  
(1.0-100)HZ

Ex Time 07:10  
BLC : On  
Notch : On

Recovery : ( 01 )  
10.0 mm/mV  
25 mm/Sec.





12 Lead + Comparison

REVIVAL DIAGNOSTICS

4TH FLOOR, AQUA CORRIDOE, NEAR STAR BAZAR, ADAJAN- 395009, SURAT

6435/RAJASEKHAR DEVARAKONDA  
31 Yrs/Male

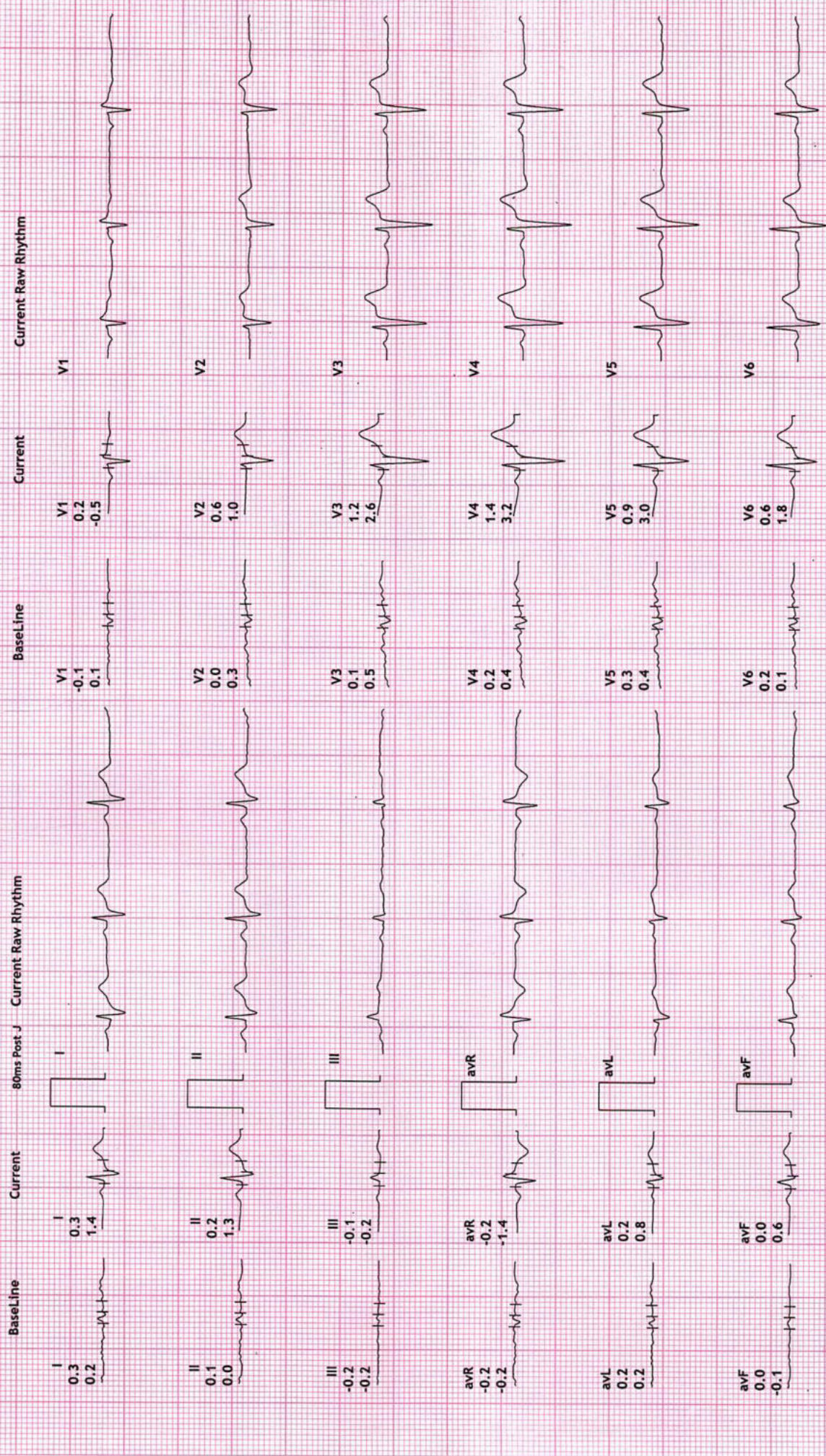
80 Kg/167 Cms  
Date: 14-Mar-2023 09:30:45 AM

HR: 91 bpm  
METS: 1.0  
BP: 150/90

Raw ECG  
BRUCE  
(1.0-100)Hz

Ex Time 07:10  
BLC : On  
Notch : On

Recovery : ( 02:06)  
10.0 mm/mV  
25 mm/Sec.







# 12 Lead + Comparison

**REVIVAL DIAGNOSTICS**  
 4TH FLOOR, AQUA CORRIDOE, NEAR STAR BAZAR, ADAJAN- 395009, SURAT  
 6435/RAJASEKHAR DEVARAKONDA  
 31 Yrs/Male  
 80 Kg/167 Cms  
 Date: 14-Mar-2023 09:30:45 AM

MPHR: 53% of 189  
 Speed: 0.0 kmph  
 Grade: 0.0%

HR: 101 bpm  
 METS: 1.0  
 BP: 136/90

Ex Time 07:10  
 BLC: On  
 Notch : On  
 Recovery : ( 03:00 )  
 10.0 mm/mV  
 25 mm/Sec.







# REVIVAL DIAGNOSTICS

Name	<b>RAJASEKHAR DEVARAKONDA</b>	Age/Gender	<b>31Yrs/Male</b>
Reg No.	<b>2392/23</b>	Receipt No	<b>6758</b>
Referred By	<b>BOB - MEDI WHEEL(PKG10000240)</b>	Mode of Payment	<b>CREDIT</b>
Collection Type	<b>CENTER</b>	Collection DateTime	<b>14-Mar-2023 08:41 AM</b>

## USG OF ABDOMEN & PELVIS

### LIVER:

Liver is normal in size and increased echotexture.

No evidence of focal SOL or dilatation of IHBR seen.

Portahepatis appear normal.

### GALLBLADDER:

Gallbladder appeared normal. No calculus or mass lesion seen.

### PANCREAS:

Pancreas appears normal in size and echotexture.

No focal lesion, mass or pancreatitis.

### SPLEEN:

Spleen appears normal in size and echotexture.

### PARAAORTIC REGION:

Aorta grossly appears normal.

No paraaortic lymphnodes seen.

### KIDNEYS:

Both kidneys appear normal in size, shape and in position.

Cortex and collecting system of both kidneys appears normal.

No evidence of calculus or obstructive uropathy on either side.

### URINARY BLADDER:

Bladder appears normal. No calculus or mass lesion is seen.

### PROSTATE:

Prostate appears normal in size and echotexture.

No evidence of free fluid in pelvis.

### COMMENTS:

fatty liver

**Dr. Chirag K. Patel**

MBBS-DMPD

Reg. No. G-13500

**Revival Diagnostic**

Radiologist

4th Floor, Aqua Corridor,  
Nr. Star Bazar, Hazira Main Road,  
Adajan, Surat-395009,  
Mo. 97266 726683



0261 2747788, 9825947712



4<sup>TH</sup> Floor, Aqua Corridor, Hazira Road, Adajan Pal, Surat-395009.



revivaldiagnostics.surat@gmail.com



www.revivaldiagnostics.com



M

NAME: RAJASEKHAR DEVARAKONDA  
AGE: 31 YRS / MALE  
REF BY: MEDI WHEEL







# REVIVAL DIAGNOSTICS

Name	RAJASEKHAR DEVARAKONDA	Age/Gender	31Yrs/Male
Reg No.	2392/23	Receipt No	6758
Referred By	BOB - MEDI WHEEL(PKG10000240)	Mode of Payment	CREDIT
Collection Type	CENTER	Collection DateTime	14-Mar-2023 08:41 AM

## CHEST RADIOGRAPH (PA VIEW)

- Hilar shadows are within normal limits.
- Pulmonary vasculature appears normal.
- Cardiac appears normal in size.
- Both domeh of the diaphragm are smooth.
- Both costophrenic recesses are clear.
- Both lung fields appear normal.
- Visualized bones and soft tissue shadows appear normal.

IMPRESSION: NORMAL STUDY.

DR.CHIRAG K PATEL  
RADIOLOGIST

REVIVAL  
DIAGNOSTICS

**Dr. Chirag K. Patel.**  
MBBS-DMPD  
Reg. No. G-23509  
**Revival Diagnostics**  
4th Floor, Aqua Corridor,  
Nr. Star Bazar, Hazira Main Road,  
Adajan, Surat-395009.  
Mo. 97266 726683



0261 2747788, 9825947712



4<sup>TH</sup> Floor, Aqua Corridor, Hazira Road, Adajan Pal, Surat-395009.



revivaldiagnostics.surat@gmail.com



www.revivaldiagnostics.com