

10/11/2019

10/11/2019



Pravilal Bumesire

321M

HR : 76 bpm
 R-R : 784 ms
 P-R : 173 ms
 QRS : 85 ms
 QT/QTc : 367/414 ms
 P/QRST/T : 46/50/43
 RV5-SV1 : 1.560/0.960 mV
 RV5-SV1 : 2.520 mV

--- Sinus Rhythm
 Borderline Normal ECG

Dr. Krishna R. Ravula
 MD, PGCC
 Associate Consultant-Cardiologist
 Reg. No. S-50510
 Uncoloured report. Verified by:

Age : 32 yrs
 Sex : Male

Name : Pravilal Bumesire

ID : 0234



Heart & General Clinic

Icure Heart & Diet Clinic, 402, Epsilon tower, opp Pasha bhal park, Race course, Vadodara

:: PERSONAL HEALTH REPORT ::

Name: <u>Prasanna Ramrajee</u>		*DATE <u>10/12/21</u>
		SR NO.
		SEX <u>male</u>
		AGE <u>32 year</u>
		HEIGHT <u>168 CM</u>
		WEIGHT <u>72 K.G.</u>

HISTORY

Present History : NO
 Past Illness History : NO Diabetes/Hypertension/Tuberculosis/Asthma/Epilepsy
 Past Occupational History : NO
 Family History : NO
 Personal History : NO
 Addiction : NO Tobacco/Gutka/Smoking/Alcohol

GENERAL EXAMINATION

T.P.R. : 70/min B.P. : 120/80 mm Hg
 Pallor/Icterus/Cyanosis/Venousity/Lymph Nodes/Thyroid/Oedema/NVE/Other :

SYSTEMIC EXAMINATION

R.S. : Normal
 C.V.S. : Normal
 C.N.S. : Normal
 A.S. : Normal
 Musculo-skelet System : Normal

E.N.T. Ex. <u>Normal</u>	ACUITY OF VISION		RT EYE	LT EYE
	Without Glass	DISTANT	6/	6/
Near		6/	6/	
Dental Ex. <u>Normal</u>	With Glass -6.1	DISTANT	6/ 6	6/ 6
		Near	6/ 6	6/ 6
Skin Ex. <u>Normal</u>	COLOUR BLINDNESS <u>1-AD</u>			
Psychic Ex. <u>Normal</u>				

REMARK

ADVICE

The Worker is FIT for the assigned job.



Dr. Krish P. Vaidya
 MD, GDCC
 Associate Consultant-Cardiology
 Reg.No.G-50510

DR. KRISH VAIDYA

MD G-50510, CH



ભારતીય વિશિષ્ટ ઓળખાણ પ્રાધિકરણ
ભારત સરકાર
Unique Identification Authority of India
Government of India


ગોળગણી નંબર / Enrollment No 1104/60003/45780

To,
પ્રજીવ બેનર્જી
Pratjal Banerjee
S/O Pranab Banerjee
11 JAY AMRF APPARTMENT
PUNIT NAGAR SOCIETY
OPP INDOOR SPORTS COMPLEX NEW GAMA ROAD
Vadodara
Chhatra Rd Vadodara Vadodara
Gujarat 390024
9173174920

Ref: 411 / 19J / 485014 / 485905 / P



SH419358201FT



તમારો આધાર નંબર / Your Aadhaar No. :

4331 1371 6244

આધાર - સામાન્ય માણસનો અધિકાર



ભારત સરકાર
Government of India



પ્રજીવ બેનર્જી
Pratjal Banerjee
જન્મ તારીખ / DOB : 21/08/1990
પુરુષ / Male



4331 1371 6244

આધાર - સામાન્ય માણસનો અધિકાર

Pratjal



नाम
Name **PRAJAL BANERJEE**

कार्यकारी नूट क्र
E.C. No. **170407**


उत्पादक प्राधिकारी
Issuing Authority




कार्ड होल्डर का हस्ताक्षर
Signature Holder's

Banerjee




Heart & General Clinic

iCure Heart & Diet Clinic, 402, Epsilon tower, opp Pasha bhai park, Race course, Vadodara

NAME : Mr Prajjar Banerjee	AGE: 32 Y/M	DATE : 10/12/2021
----------------------------	-------------	-------------------

ULTRASOUND WHOLE ABDOMEN

(Screening Only)

Liver is normal in size and shows normal parenchymal reflectivity. No focal lesion is seen. Hepatic veins appear normal. There is no evidence of any dilated intra hepatic biliary radicals.

Portal Vein appears normal in diameter. **Common Bile Duct** is of normal diameter.

Gallbladder is distended with normal wall thickness. There is no evidence of gallstones. No evidence of peri-cholecystic fluid or probe tenderness.

Pancreas is normal in size and shows homogenous reflectivity. There is no evidence of any calcification or ductal dilatation.

Spleen is normal size and shows a homogenous echotexture. There is no evidence of any focal lesion.

Both Kidneys are normal in position and size. They show normal cortical reflectivity and cortico-medullary distinction. Right kidney measures 102x45mm. Left kidney measures 99x42mm. There is no evidence of renal calculi, hydronephrosis or mass seen.

Bladder is well distended and shows normal wall thickness. No evidence of intra-luminal mass or calculi.

Prostate gland is normal in size. It has smooth outlines and normal reflectivity. There is no evidence of ascites.

No evidence of any gross bowel mass seen.

No evidence of any aorto-caval or mesenteric root lymphadenopathy.

Appendix cannot be imaged. No mass or collection in right iliac fossa.

CONCLUSION: No sonographic abnormality is seen.




DR. MEHUL PRAJAPATI
CONSULTANT RADIOLOGIST

2D Echocardiography & Color Doppler Report

iCure Hear care, 402, Epsilon tower, opp Pasha bhai park, Race course, Vadodara

Patient Name: Mr Prajjal Banerjee

Date: 10 / 12 / 2022

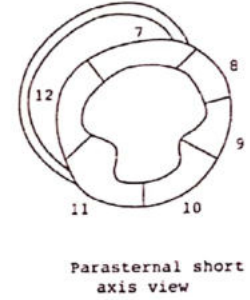
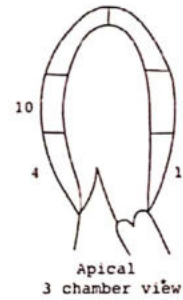
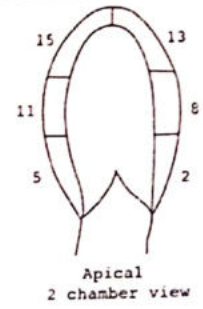
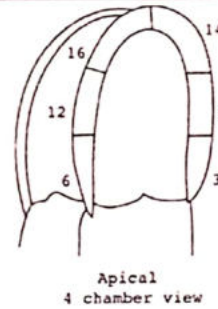
Age Gender: male - 32 Years

M. Mode Study:

LA	30	IVS	09	PWD	10
AO	25	LVDs	25	LVDd	49

Doppler Study:

Mitral Valve	E: 1.22 A: 0.96
Aortic Valve	Normal
Tricuspid Valve	Normal
Puimmonary Valve	Normal



Conclusion:

- Normal LV Systolic function
- LVEF: 62 % ,No RWMA
- Cardiac Chambers: Normal
- Diastolic function: Normal
- TR: No PAH: No RVSP: 15 mmhg
- No Ms , No MR
- Mild AR , No AS
- ASD/VSD/PDA/Co-A : No
- No Clots or vegetations found
- IVC: Normal

Note:

Normal 2D echo report does not rule out cardiac diseases
this report shall not be used for Medico legal purposes,
Clinical Correlation advisable.



Dr.Krish P.Vaidya
MD,PGDCC
Associate Consultant-Cardiology
Reg.No.G-50510

Dr. Krish P Vaidya
Consultant Cardiologist, Diabetologist
& General Physician


Heart & General Clinic

iCure Heart & Diet Clinic, 402, Epsilon tower, opp Pasha bhai park, Race course, Vadodara



Sunny K. Machhi
+91 87585 30074
+91 83205 61551
sunnydigitalxray@yahoo.com

NAME	PRAJAAL BANERJEE	AGE/SEX	32/MALE
REF BY	I CURE HEART & DIET CLINIC	DATE	10-12-22

X-RAY CHEST PA VIEW (PORTABLE)

FINDING

BOTH LUNGS FIELDS ARE NORMAL .
REMAINING LUNG FIELDS ARE NORMAL.
BOTH COSTOPHRENIC RECESS ARE CLEAR.
CARDIAC SIZE WITHIN NORMAL LIMITS.
MEDIASTINUM AND BONY THORACIC CAGE REVEAL NO ABNORMALITY.

IMPRESSION : NORMAL LUNGS HEART AND MEDIASTUINUM..

DR.HIMANI VIRAPARA
Regn. No: G.28771
M.D. [Radiodiagnosis]
(CONSULTANT RADIOLOGIST)





BARODA DIAGNOSTIC LABORATORY

302, Trivis Complex, Natubhai Circle, Race Course, Vadodara. ☎ +91 8866009950 / 7405009950 📧 bdi95950@gmail.com



Patient's name : Prajjal Banerjee
Age/Sex : 32 Years/Male
Referred by : C/o. I Cure Heart & Diet Clinic
Sample From : LAB
UHID :

Reg. ID : icure-335-19
Accession : 24308
Reg. Date : 10/12/2022
Collection Time : 10/12/2022 13:59

COMPLETE BLOOD COUNT

Sample Type: EDTA

Test Name	Result	Units	Biological Reference Interval
<u>Blood Counts</u>			
Haemoglobin :	14.8	Gms%	13.5 - 18.0
Total R.B.C. :	<u>4.11</u>	mill/c.mm	4.7 - 6.0
Total W. B. C. :	7200	/cu mm	4000 - 10500
Platelet Count :	280000	/cu.mm	1,50,000 - 4,50,000
<u>Differential Count</u>			
Neutrophils :	63	%	40 - 70
Lymphocytes :	35	%	20 - 40
Eosinophils :	01	%	1 - 4
Monocytes :	<u>01</u>	%	2 - 6
Basophils :	00	%	0 - 01
<u>Blood Indices</u>			
P. C. V. :	<u>39.2</u>	%	42 - 52
M. C. V. :	95.4	fl	78 - 100
M.C.H :	<u>36.0</u>	pg	27 - 31
M. C. H. C. :	<u>37.8</u>	%	32 - 36
R.D.W :	11.8	%	11.5 - 14.0

E.S.R.(Westergren Method)

After one hour : 4 mm 1 - 7



Page 1 of 7

LAB
LAB USE ONLY (Entered by :AP Enter Date/Time:10/12/2022 14:43:00) (Verify by :OP1 Verify Date/Time:10/12/2022 15:24:00)





BARODA DIAGNOSTIC LABORATORY

302, Triva Complex, Natubhai Circle, Race Course, Vadodara. ☎ +91 8866009950 / 7405009950 📧 bdl95950@gmail.com



Patient's name : Prajnal Banerjee
Age/Sex : 32 Years/Male
Referred by : C/o. I Cure Heart & Diet Clinic
Sample From : LAB
UHID :

Reg. ID : icure-335-19
Accession : 24308
Reg. Date : 10/12/2022
Collection Time : 10/12/2022 13:59

HIV HBsAg

<u>Test</u>	<u>Result</u>	<u>Normal Range</u>
Test for HIV 1 Antibodies :	Non reactive	Non reactive
Test for HIV 2 Antibodies :	Non reactive	Non reactive
HBsAg : (Hepatitis B surface Antigen)	Negative	Negative

Note: The above tests are done as a screening procedure.
: If clinically suspected, confirmation by ELISA is recommended.
: Rarely false negativity/positivity may occur.



LAB
LAB USE ONLY (Entered by: AP Enter Date/Time: 10/12/2022 14:43:00) (Verify by: OP1 Verify Date/Time: 10/12/2022 15:24:00)





BARODA DIAGNOSTIC LABORATORY

302, Triva Complex, Natubhai Circle, Race Course, Vadodara. ☎ +91 8866009950 / 7405009950 ✉ bdl95950@gmail.com



Patient's name : Prajjal Banerjee
Age/Sex : 32 Years/Male
Referred by : C/o. I Cure Heart & Diet Clinic
Sample From : LAB
UHID :

Reg. ID : icure-335-19
Accession : 24302
Reg. Date : 10/12/2022
Collection Time : 10/12/2022 13:59

THYROID FUNCTION

Sample Type: Serum

Test Name	Result	Units	Biological Reference Interval
TOTAL T3 :	0.98	ng/ml	0.84 - 2.0
TOTAL T4 :	6.11	ug/dl	5.1 - 14.0
TSH :	1.93	mIU/L	0.25 - 5.0

Method : CLIA



LAB
LAB USE ONLY (Entered by: AP Enter Date/Time 10/12/2022 14:43:00) (Verify by: OP1 Verify Date/Time 10/12/2022 15:24:00)



BARODA DIAGNOSTIC LABORATORY

302, Trivya Complex, Natubhai Circle, Race Course, Vadodara. ☎ +91 8866009950 / 7405009950 📧 bdl95950@gmail.com



Patient's name : Prajnal Banerjee
Age/Sex : 32 Years/Male
Referred by : C/o. I Cure Heart & Diet Clinic
Sample From : LAB
UHID :

Reg. ID : icure-335-19
Accession : 24308
Reg. Date : 10/12/2022
Collection Time : 10/12/2022 13:59

RENAL FUNCTION TEST

Test Name	Result	Units	Biological Reference Interval
Urea :	<u>8</u>	mg/dl	10 - 50
Bun (Calculated) :	3.7	mg/dl	0 - 18
Creatinine :	0.69	mg/dl	0.4 - 1.5
Uricacid :	4.36	mg/dl	3.4 - 7.0
BUN CREAT RATIO :			10:1 - 20:1

Done on Fully automated biochemistry analyser - COBAS C 111



LAB

LAB USE ONLY (Entered by : AP Enter Date/Time: 10/12/2022 14:43:00) (Verify by : OP1 Verify Date/Time: 10/12/2022 15:25:00)





BARODA DIAGNOSTIC LABORATORY

302, Trivia Complex, Natubhai Circle, Race Course, Vadodara. ☎ +91 8866009950 / 7405009950 📧 bdl95950@gmail.com



Patient's name : Prajnal Banerjee Reg. ID : icure-335-19
Age/Sex : 32 Years/Male Accession : 24308
Referred by : C/o. I Cure Heart & Diet Clinic Reg. Date : 10/12/2022
Sample From : LAB Collection Time : 10/12/2022 13:59
UHID :

LIVER FUNCTION TEST

Sample Type: Serum

Test Name	Result	Units	Biological Reference Interval
S.G.P.T (ALT) :	12	U/L	0 - 40
S.G.O.T (AST) :	15	U/L	0 - 37
ALK.PHOSPHATASE :	43	U/L	40 - 130
G.G.T :	12.6	U/L	8 - 78
<u>Bilirubin</u>			
Total :	0.29	mg/dl	0.2 - 1.0
Direct :	0.13	mg/dl	0 - 0.6
Indirect :	0.16	mg/dl	0 - 0.5
<u>Serum Proteins</u>			
Total Protein :	7.22	gms/dl	6.4 - 8.3
Albumin :	4.10	gms/dl	3.8 - 4.4
Globulins :	3.12	gms/dl	2.3 - 3.5
A/G Ratio :	1.31		0.9 - 2.9

Done on Fully automated biochemistry analyser - COBAS C 111



Page 5 of 7

LAB
LAB USE ONLY (Entered by : AP Enter Date/Time: 10/12/2022 14:43:00) (Verify by : OP1 Verify Date/Time: 10/12/2022 15:25:00)





BARODA DIAGNOSTIC LABORATORY

302, Trivia Complex, Natubhai Circle, Race Course, Vadodara. ☎ +91 8866009950 / 7405009950 📧 bdl95950@gmail.com



Patient's name : Prajjal Banerjee
Age/Sex : 32 Years/Male
Referred by : C/o. I Cure Heart & Diet Clinic
Sample From : LAB
UHID :

Reg. ID : icure-335-19
Accession : 24308
Reg. Date : 10/12/2022
Collection Time : 10/12/2022 13:59

LIPID PROFILE

Sample Type: Serum

Test Name	Result	Units	Biological Reference Interval
Cholesterol :	118	mg/dl	0 - 200
Triglyceride :	96	mg/dL	0 - 150
HDL - Cholesterol :	43	mg/dL	35 - 65
LDL - Cholesterol :	55.8	mg/dL	0 - 130
VLDL - Cholesterol :	19.2	mg/dL	0 - 30
Total Cholesterol/HDL Ratio :	2.74		1 - 6
LDL / HDL Cholesterol Ratio :	1.3		0 - 3.5

Done on Fully automated biochemistry analyser - COBAS C 111



LAB
LAB USE ONLY (Entered by : AP Enter Date/Time: 10/12/2022 14:44:00) (Verify by : OP1 Verify Date/Time: 10/12/2022 15:25:00)



BARODA DIAGNOSTIC LABORATORY

302, Thria Complex, Natubhai Circle, Race Course, Vadodara. ☎ +91 8866009950 / 7405009950 ✉ bdi95950@gmail.com



Patient's name : Prajjal Banerjee
Age/Sex : 32 Years/Male
Referred by : C/o. I Cure Heart & Diet Clinic
Sample From : LAB
UHID :

Reg. ID : icure-335-19
Accession : 24308
Reg. Date : 10/12/2022
Collection Time : 10/12/2022 13:59

HbA1C REPORT

Sample Type: EDTA

Test Name	Result	Units	Biological Reference Interval
HbA1C :	4.73	%	Excellent control: 4.2-6.2 Good Control : 6.3-7.2 Fair Control : 7.3-8.2 Poor Control : >8.3
Mean Blood Glucose levels : of last 03months	89.0	mg/dl	

NOTE

*As per the new 2009 update of American Diabetes Association regarding HbA1C & Mean Blood Glucose relationship.

This test is used to monitor diabetic patients compliance with the therapeutic regimen and long term blood glucose control. It's level is proportional to both the average blood glucose concentration and the life span of the red blood cells (RBC) in circulation. HbA1c values are free of day to day glucose fluctuations and are unaffected by exercise or recent food intake.



LAB

LAB USE ONLY (Entered by : AP Enter Date/Time 10/12/2022 14:44:00) (Verify by : OP1 Verify Date/Time 10/12/2022 15:25:00)

