

DEPARTMENT OF IMAGING & INTERVENTIONAL RADIOLOGY, THE SIGNATURE HOSPITAL

NAME: ANAMIKA MISHRA	DATE: 14/02/2023
AGE: 31/F	MR NO.: 25247

X-RAY CHEST

Lung fields are clear.

Bilateral hilar shadows are normal.

Mediastinum and domes are normal.

Costophrenic angles appear sharp.

Cardiac silhouette appears normal.

No obvious rib fracture seen.

Adv: Clinical and lab data correlation.


Dr. Guru

Senior Consultant

Diagnostic & Interventional Radiology

(This is only professional opinion and not the diagnosis. Please correlate clinically)

Sector 37-D, BPTP, Dwarka Express Way, Gurugram, Hry.,

Ph.: 0124-6034444, 8526000000, E-mail : signaturehospital@gmail.com, Web.: www.thesignaturehealthcare.com

PARK GROUP OF HOSPITAL : ★ West Delhi ★ South Delhi ★ Gurugram ★ Faridabad ★ Panipat ★ Karnal

TRANSTHORACIC ECHO- DOPPLER REPORT

NAME - MRS ANAMIKA MISHRA	AGE/SEX - 31/F
MR. NO. - 25247	DATE - 14/02/2023

M-MODE / 2-D DESCRIPTION

- ❖ **Left Ventricle:** No regional wall motion abnormality. LVEF ~ 55 %.
- ❖ **Left Atrium:** Normal.
- ❖ **Right atrium:** It is Normal Sized.
- ❖ **Right ventricle:** It is Normal Sized. RV Systolic Function is Normal.
- ❖ **Aortic valve:** Aortic Cusps are Normal.
- ❖ **Mitral valve:** It Appears Normal.
- ❖ **Tricuspid valve:** It Appears Normal.
- ❖ **Pulmonic valve:** It Appears Normal.
- ❖ **Main pulmonary artery & its branches:** Appear Normal.
- ❖ **Pericardium:** No Pericardial Effusion Seen
- ❖ **Inter atrial septum:** It is Intact.
- ❖ **Inter ventricular septum:** It is Intact.
- ❖ **IVC:** It is Normal in Size, collapsing & Respiratory Variability.
- ❖ **Clot / Vegetation:** No Intracardiac Clot, Vegetation.

Measurements (mm):

LEFT HEART			RIGHT HEART		
	Observed values (mm)	Normal values		Observed values (mm)	Normal values
Aortic root	26	20-36 (22mm/M ²)	IVC size	-	17-21mm
Aortic valve opening		15-26 (mm/M ²)	IVC respiratory variability		>50%
LA size	28	19-40 (mm/M ²)	RA size	-	<18cm ²
LA volume index (ml/M ²)		<34 ml/M ²		-	
LVID(D)	45	(ED=37-56)	RV basal		24-42mm
LVID(S)	35		RV mid cavity	-	20-35mm
IVS(D)	8	(ED=6-12)	RV longitudinal	-	56-86mm
			RVOT proximal	-	18-33mm
PW(D)	8	(ED=5-10)	TAPSE	-	>15mm
			RV free wall thickness	-	<5mm
LVEF(%)	55 %	55%-70%	RVEF		>44%

(This is only professional opinion and not the diagnosis. Please correlate clinically)

Sector 37-D, BPTP, Dwarka Express Way, Gurugram, Hry.,

Ph.: 0124-6034444, 8526000000, E-mail : signaturehospital@gmail.com, Web.: www.thesignaturehealthcare.com
PARK GROUP OF HOSPITAL : ★ West Delhi ★ South Delhi ★ Gurugram ★ Faridabad ★ Panipat ★ Karnal

Doppler velocities (cm/sec)

Aortic valve		Pulmonary valve	
Max/ Vel	111	Max velocity	115
Max/ PG		Max PG	
Mitral valve		Tricuspid valve	
E	65	Max Velocity	
A	62	PASP	-
DT	-	E/E' (>6)	-
E/A	-	S' Velocity (>10cm2/sec)	-

Regurgitation

MR		TR	
Severity	Nil	Severity	Nil
AR		PR	
Severity	Nil	Severity	Nil

Final Interpretation:

- No regional wall motion abnormality. LVEF ~ 55 %
- Normal Cardiac Chamber Dimension
- No MR, No AR, No TR.
- Grade I Diastolic dysfunction
- No Vegetation, Pericardial Effusion

Dr. AJAY DUA

DNB (Medicine), DNB (Cardiology)
 Sr. Consultant Interventional Cardiology

(This is only professional opinion and not the diagnosis. Please correlate clinically)

Sector 37-D, BPTP, Dwarka Express Way, Gurugram, Hry.,

Ph.: 0124-6034444, 8526000000, E-mail : signaturehospital@gmail.com, Web.: www.thesignaturehealthcare.com

PARK GROUP OF HOSPITAL : ★ West Delhi ★ South Delhi ★ Gurugram ★ Faridabad ★ Panipat ★ Karnal

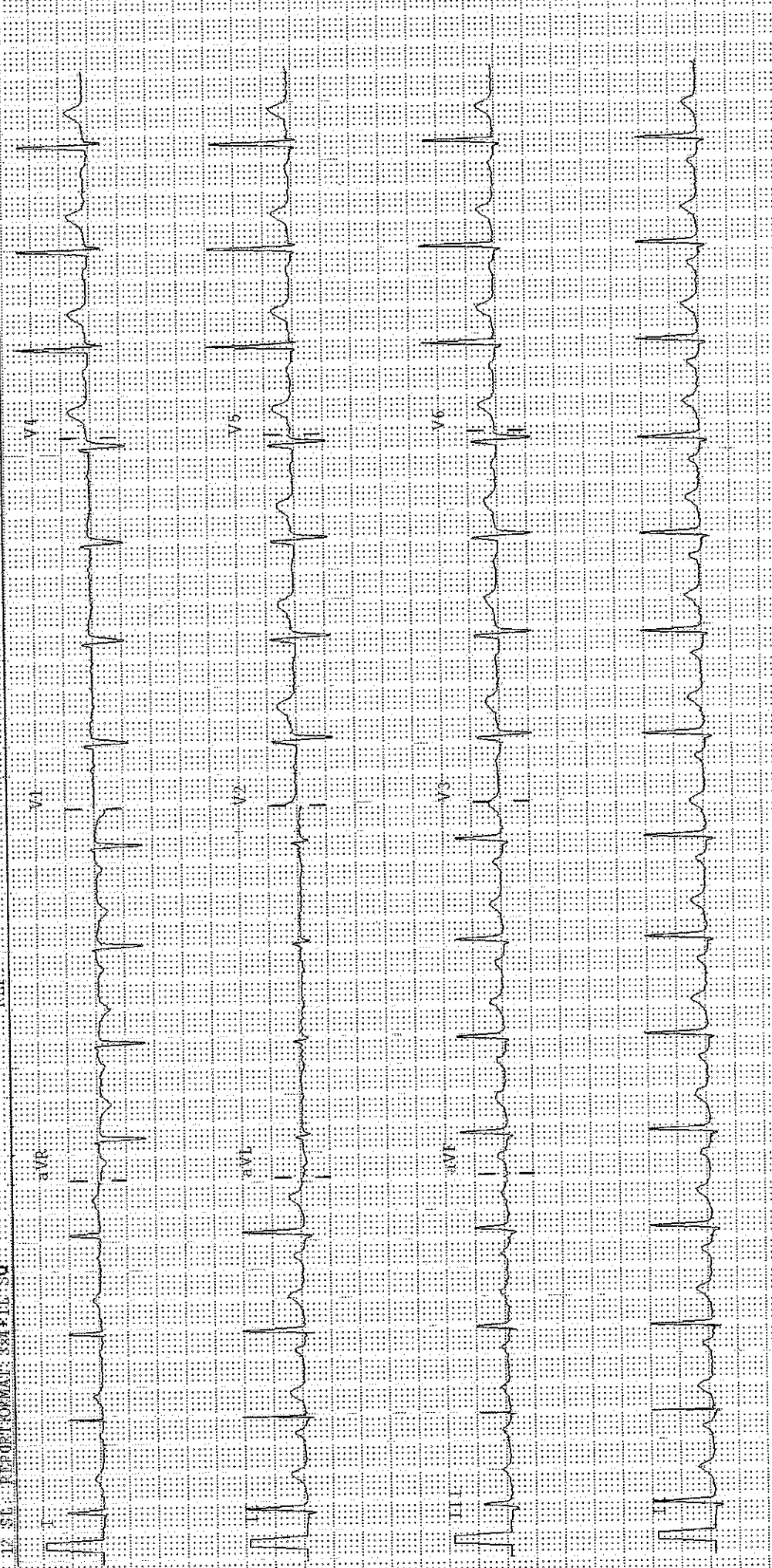
Novi Smanjko Tubstara 25 317
age 3149 female

1470272023 09:14:37

ID: 1 CASE: Y N D: K1
AGE: Y N D: K1
GMS: K1

AGHPL
DERA BASSI

RATE: 60 bpm SINUS RHYTHM
PRP: 160 ms
P-R: 120 ms
QRS: 80 ms
QT: 370 ms
QTc: 40 ms
AXES: P, QRS, T
P: 40
QRS: 40
T: 40
12 LE REPORT FORMAT: 334*1L SQ REF: DR: DR:CMO



Anamika Mishra. 31 yrs/f.

14/2/23.

Adv:

① Dermocalm lotion / Atalax Anti Itch lotion - ①
sos.


② Tab. Bandy 400mg. ①
sos (A/F).

- Obs: stretch marks ⊕ over lower abdomen.
(post pregnancy)

- No other skin lesions seen.

- Ass: Acute urticaria.

- Review sos.


Dr. Noor Shama.
Rg. No. 100163-KMC.
103168-DMC.

(This is only professional opinion and not the diagnosis. Please correlate clinically)

Sector 37-D, BPTP, Dwarka Express Way, Gurugram, Hry.,

Ph.: 0124-6034444, 6262828213, E-mail : signaturehospital@gmail.com, Web.: www.thesignaturehealthcare.com
PARK GROUP OF HOSPITAL : ★ West Delhi ★ South Delhi ★ Gurugram ★ Faridabad ★ Panipat ★ Karnal

14/2/23



Anamika Mishra 31y/f

Routine eye check up

Unc glass < 6/6 NB
6/6

OD/OUV vision - WNL

Ant seg - cornea clear
pupils BTD, Ac quiet
lens clear

Fundus - C:V ratio 0.4:1
vessels A:V 2:3

ERG

Imp. = Ocular examination WNL

Adv

Annual eye check up

M/2/23

Consultant
Department of Ophthalmology
Signature Hospital
Sector 37-D, Dwarka Express Way, Gurugram, Haryana

(This is only professional opinion and not the diagnosis. Please correlate clinically)

14/2/23

Mrs. Anamika Mishra

31y/F

O/E


PA Soft-
non tender

RS Cervix (N)
cx discharge (+)

PV ND

- Pap smear
taken

F/U & Report

Dr. Manisha Singh


(This is only professional opinion and not the diagnosis. Please correlate clinically)

Sector 37-D, BPTP, Dwarka Express Way, Gurugram, Hry.,

Ph.: 0124-6034444, 6262828213, E-mail : signaturehospital@gmail.com, Web.: www.thesignaturehealthcare.com

PARK GROUP OF HOSPITAL : ★ West Delhi ★ South Delhi ★ Gurugram ★ Faridabad ★ Panipat ★ Karni

Patient Name : Mrs. ANAMIKA MISHRA UHID : 25247
 Age / Gender : 31 Years 7 Months 21Days / Female IPNO :
 Referred By : Dr. CMO Bill Date : 14/02/2023
 Req.No : 23260031 Reporting Date : 14/02/2023
 Sample ID : 2306898
 Patient Type : OPD
 Bed No :

HEMATOLOGY


Complete Blood Count -CBC(HB\TLC\PCV\RBC\Platelet)

TEST NAME	RESULT	UNITS	REFERENCE INTERVAL	BIOLOGICAL SPECIMEN TYPE
TEST METHOD				
Hemoglobin (Hb) (Colorimetry)	13.3	gm/dl	11.5 - 15.0	WHOLE BLOOD
TLC (Electrical Impedence)	4390	cell/cumm	4500 - 11000	EDTA WHOLE
<u>DIFFERENTIAL COUNT</u>				
Neutrophils (Flow Cytometry)	60	%	40 - 75	EDTA WHOLE
Lymphocytes (Flow Cytometry)	34	%	20 - 45	EDTA WHOLE
Monocytes (Flow Cytometry)	04	%	1 - 10	EDTA WHOLE
Eosinophil (Flow Cytometry)	02	%	1 - 6	EDTA WHOLE
Basophil	00	%	0 - 1	
RBC (Electrical Impedence)	4.1	millions/cumm	4.2 - 5.4	EDTA WHOLE

-**** End of Report ****-

This is Provisional Report

Lab Technician Dr.NishaTiwari
(MD.Microbiology)


 Dr. Neha Gupta
 MBBS,MD(Pathology)
 (Consultant Pathologist)

Dr. Shreya Pradhan
 MBBS,MD(Microbiology)
 (Consultant Microbiologist)

(This is only professional opinion and not the diagnosis. Please correlate clinically)

Sector 37-D, BPTP, Dwarka Express Way, Gurugram, Hry.,

Ph.: 0124-6034444, 6262828213, E-mail : signaturehospital@gmail.com, Web.: www.thesignaturehealthcare.com

PARK GROUP OF HOSPITAL : ★ West Delhi ★ South Delhi ★ Gurugram ★ Faridabad ★ Panipat ★ Karn


The Signature
 ADVANCED SUPER SPECIALITY
 H O S P I T A L



Patient Name : Mrs. ANAMIKA MISHRA	UHID : 25247
Age / Gender : 31 Years 7 Months 21Days / Female	IPNO :
Referred By : Dr. CMO	Bill Date : 14/02/2023
Req.No : 23260031	Reporting Date : 14/02/2023
Sample ID : 2306898	
Patient Type : OPD	
Bed No :	

HEMATOLOGY


PCV	40.0	%	36 - 46	EDTA WHOLE
(Electrical Impedance Calculation)				
MCV	96.3	fl	76 - 96	EDTA WHOLE
(Electrical Impedance Calculation)				
MCH	32.0	pg	27 - 34	EDTA WHOLE
(Electrical Impedance Calculation)				
MCHC	33.3	gm/dl	30 - 36	EDTA WHOLE
(Electrical Impedance Calculation)				
RDW	13.7	%	11 - 16	
 PLATELETE COUNT	 192	 1000/microLit	 150 - 450	 EDTA WHOLE
(Electrical Impedance)				

-**** End of Report ****-

This is Provisional Report

Lab Technician

Dr. Nisha Tiwari
(MD. Microbiology)


Dr. Neha Gupta
MBBS, MD (Pathology)
(Consultant Pathologist)

Dr. Shreya Pradhan
MBBS, MD (Microbiology)
(Consultant Microbiologist)

Page 2 of 2

(This is only professional opinion and not the diagnosis. Please correlate clinically)

Sector 37-D, BPTP, Dwarka Express Way, Gurugram, Hry.,

Ph.: 0124-6034444, 6262828213, E-mail : signaturehospital@gmail.com, Web.: www.thesignaturehealthcare.com

PARK GROUP OF HOSPITAL : ★ West Delhi ★ South Delhi ★ Gurugram ★ Faridabad ★ Panipat ★ Karn


The Signature
 ADVANCED SUPER SPECIALITY
 H O S P I T A L



Patient Name : Mrs. ANAMIKA MISHRA UHID : 25247
 Age / Gender : 31 Years 7 Months 21Days / Female IPNO :
 Referred By : Dr. CMO Bill Date : 14/02/2023
 Req.No : 23260031 Reporting Date : 14/02/2023
 Sample ID : 2306898
 Patient Type : OPD
 Bed No :

BIOCHEMISTRY

Blood Sugar Fasting

TEST NAME	RESULT	UNITS	REFERENCE INTERVAL	BIOLOGICAL SPECIMEN TYPE
TEST METHOD				
BLOOD SUGAR FASTING (God- Trinders)	92	mg/dl	75 - 115	Flouride Plasma

Increased In:

Diabetes Mellitus
 Stress (e.g, emotion, burns, shock, anesthesia)
 Acute Pancreatitis
 Chronic Pancreatitis
 Wernicke encephalopathy (Vitamin B1 deficiency)
 Effect of drugs (e.g. corticosterogens, alcohol, phenytoin, thiazides)


Decreased In :


Pancreatitis disorders
 Extrapancratic tumors
 Endocrine disorders
 Malnutrition
 Hypothalamic lesions
 Alcoholism
 Endocrine Disorders

-*** End of Report ***-

This is Provisional Report

Lab Technician
 Dr.NishaTiwari
 (MD.Microbiology)


 Dr. Neha Gupta
 MBBS,MD(Pathology)
 (Consultant Pathologist)


 Dr. Shreya Pradhan
 MBBS,MD(Microbiology)
 (Consultant Microbiologist)

Page 1 of 1

(This is only professional opinion and not the diagnosis. Please correlate clinically)

Sector 37-D, BPTP, Dwarka Express Way, Gurugram, Hry.,

Ph.: 0124-6034444, 6262828213, E-mail : signaturehospital@gmail.com, Web.: www.thesignaturehealthcare.com

PARK GROUP OF HOSPITAL : ★ West Delhi ★ South Delhi ★ Gurugram ★ Faridabad ★ Panipat ★ Karn


The Signature
ADVANCED SUPER SPECIALITY
H O S P I T A L



Patient Name : Mrs. ANAMIKA MISHRA	UHID : 25247
Age / Gender : 31 Years 7 Months 21Days / Female	IPNO :
Referred By : Dr. CMO	Bill Date : 14/02/2023
Req.No : 23260031	Reporting Date : 14/02/2023
Sample ID : 2306898	
Patient Type : OPD	
Bed No :	

BIOCHEMISTRY

Blood Group And Rh Factor


TEST NAME	RESULT	UNITS	BIOLOGICAL	REFERENCE INTERVAL	SPECIMEN TYPE
TEST METHOD					
BLOOD GROUP(ABORh)	"O" NEGATIVE				

-**** End of Report ****-

This is Provisional Report

Lab Technician

Dr.NishaTiwari
(MD.Microbiology)


Dr.Neha Gupta
MBBS,MD(Pathology)
(Consultant Pathologist)

Dr. Shreya Pradhan
MBBS,MD(Microbiology)
(Consultant Microbiologist)

(This is only professional opinion and not the diagnosis. Please correlate clinically)
Sector 37-D, BPTP, Dwarka Express Way, Gurugram, Hry.,


The Signature
ADVANCED SUPER SPECIALITY
H O S P I T A L



(This is only professional opinion and not the diagnosis. Please correlate clinically)

Sector 37-D, BPTP, Dwarka Express Way, Gurugram, Hry.,

Ph.: 0124-6034444, 6262828213, E-mail : signaturehospital@gmail.com, Web.: www.thesignaturehealthcare.com

PARK GROUP OF HOSPITAL : ★ West Delhi ★ South Delhi ★ Gurugram ★ Faridabad ★ Panipat ★ Karnal

Patient Name : Mrs. ANAMIKA MISHRA	UHID : 25247
Age / Gender : 31 Years 7 Months 21Days / Female	IPNO :
Referred By : Dr. CMO	Bill Date : 14/02/2023
Req.No : 23260031	Reporting Date : 14/02/2023
Sample ID : 2306898	
Patient Type : OPD	
Bed No :	

BIOCHEMISTRY

Kidney Function Test .

TEST NAME TEST METHOD	RESULT	UNITS	REFERENCE INTERVAL	BIOLOGICAL SPECIMEN TYPE
BLOOD UREA (Urease UV/GLDH)	21	mg/dl	13 - 45	SERUM
SERUM CREATININE (Jaffe Rate)	0.8	mg/dl	0.6 - 1.2	SERUM
URIC ACID (Enzymatic/Uricase)	5.5	mg/dl	2.5 - 6.8	SERUM
<u>ELECTROLYTES</u>				
SODIUM (ISE-Indirect)	144	mmol/L	132 - 150	SERUM
POTASSIUM (ISE-Indirect)	4.0	mmol/L	3.5 - 5.5	SERUM

-**** End of Report ****-

This is Provisional Report

Lab Technician	Dr.NishaTiwari (MD.Microbiology)	 Dr. Neha Gupta MBBS,MD(Pathology) (Consultant Pathologist)	Dr. Shreya Pradhan MBBS,MD(Microbiology) (Consultant Microbiologist)
----------------	-------------------------------------	--	--

(This is only professional opinion and not the diagnosis. Please correlate clinically)

Sector 37-D, BPTP, Dwarka Express Way, Gurugram, Hry.,

Ph.: 0124-6034444, 6262828213, E-mail : signaturehospital@gmail.com, Web.: www.thesignaturehealthcare.com

PARK GROUP OF HOSPITAL : ★ West Delhi ★ South Delhi ★ Gurugram ★ Faridabad ★ Panipat ★ Karnal


The Signature
ADVANCED SUPER SPECIALITY
HOSPITAL



Patient Name : Mrs. ANAMIKA MISHRA UHID : 25247
Age / Gender : 31 Years 7 Months 21Days / Female IPNO :
Referred By : Dr. CMO Bill Date : 14/02/2023
Req.No : 23260031 Reporting Date : 14/02/2023
Sample ID : 2306898
Patient Type : OPD
Bed No :

BIOCHEMISTRY

PROTEINS


TOTAL PROTEIN (Biuret)	6.4	g/dl	6.0 - 8.3	SERUM
ALBUMIN (BCG- DYE)	4.5	g/dl	3.2 - 5.0	SERUM
GLOBULIN Calculated	1.9	gm/dl	1.5 - 3.6	
A/G RATIO Calculated	2.37		0.9 - 2.0	

-**** End of Report ****-

This is Provisional Report

Lab Technician

Dr.NishaTiwari
(MD.Microbiology)


Dr. Neha Gupta
MBBS,MD(Pathology)
(Consultant Pathologist)

Dr. Shreya Pradhan
MBBS,MD(Microbiology)
(Consultant Microbiologist)

Page 2 of 2

(This is only professional opinion and not the diagnosis. Please correlate clinically)

Sector 37-D, BPTP, Dwarka Express Way, Gurugram, Hry.,

Ph.: 0124-6034444, 6262828213, E-mail : signaturehospital@gmail.com, Web.: www.thesignaturehealthcare.com

PARK GROUP OF HOSPITAL : ★ West Delhi ★ South Delhi ★ Gurugram ★ Faridabad ★ Panipat ★ Karnal


The Signature
ADVANCED SUPER SPECIALITY
HOSPITAL



Patient Name : Mrs. ANAMIKA MISHRA UHID : 25247
Age / Gender : 31 Years 7 Months 21Days / Female IPNO :
Referred By : Dr. CMO Bill Date : 14/02/2023
Req.No : 23260031 Reporting Date : 15/02/2023
Sample ID : 2306898
Patient Type : OPD
Bed No :

BIOCHEMISTRY

Glycosylated Haemoglobin

TEST NAME	RESULT	UNITS	REFERENCE INTERVAL	BIOLOGICAL SPECIMEN TYPE
HbA1C (GLYCOSYLATED HEMOGLOBIN)	5.1	%	4.6 - 6.2	


Metabolically Healthy Patients 4.5 6.0
Good Control 6.1 6.5
Fair Control 6.6 7.0
Poor Control > 7.0

-**** End of Report ****-

This is Provisional Report

Lab Technician

Dr.NishaTiwari
(MD.Microbiology)


Dr. Neha Gupta
MBBS,MD(Pathology)
(Consultant Pathologist)

Dr. Shreya Pradhan
MBBS,MD(Microbiology)
(Consultant Microbiologist)

Page 1 of 1

(This is only professional opinion and not the diagnosis. Please correlate clinically)

Sector 37-D, BPTP, Dwarka Express Way, Gurugram, Hry.,

Ph.: 0124-6034444, 6262828213, E-mail : signaturehospital@gmail.com, Web.: www.thesignaturehealthcare.com

PARK GROUP OF HOSPITAL : ★ West Delhi ★ South Delhi ★ Gurugram ★ Faridabad ★ Panipat ★ Karn


The Signature
 ADVANCED SUPER SPECIALITY
H O S P I T A L



Patient Name : Mrs. ANAMIKA MISHRA	UHID : 25247
Age / Gender : 31 Years 7 Months 21Days / Female	IPNO :
Referred By : Dr. CMO	Bill Date : 14/02/2023
Req.No : 23260031	Reporting Date : 14/02/2023
Sample ID : 2306898	
Patient Type : OPD	
Bed No :	

CLINICAL PATHOLOGY

Urine Routine And Microscopy.

TEST NAME	RESULT	UNITS	REFERENCE INTERVAL	BIOLOGICAL SPECIMEN TYPE
TEST METHOD				
QUANTITY	30 ML			
COLOUR	PALE YELLOW			
TURBIDITY	CLEAR			
SPECIFIC GRAVITY (Bromthymol Blue)	1.010		1.003-1.030	Urine
PH (Chromatography)	6.5		4.7-7.0	Urine

-*** End of Report ***-

This is Provisional Report

Lab Technician	Dr.NishaTiwari (MD.Microbiology)	 Dr. Neha Gupta MBBS,MD(Pathology) (Consultant Pathologist)	Dr. Shreya Pradhan MBBS,MD(Microbiology) (Consultant Microbiologist)
----------------	-------------------------------------	--	--

(This is only professional opinion and not the diagnosis. Please correlate clinically)

Sector 37-D, BPTP, Dwarka Express Way, Gurugram, Hry.,

Ph.: 0124-6034444, 6262828213, E-mail : signaturehospital@gmail.com, Web.: www.thesignaturehealthcare.cor

PARK GROUP OF HOSPITAL : ★ West Delhi ★ South Delhi ★ Gurugram ★ Faridabad ★ Panipat ★ Karn

Patient Name : Mrs. ANAMIKA MISHRA	UHID : 25247
Age / Gender : 31 Years 7 Months 21Days / Female	IPNO :
Referred By : Dr. CMO	Bill Date : 14/02/2023
Req.No : 23260031	Reporting Date : 14/02/2023
Sample ID : 2306898	
Patient Type : OPD	
Bed No :	

CLINICAL PATHOLOGY

CHEMICAL EXAMINATION


UROBILINOGEN (Ehrlich's Aldehyde Reaction)	NORMAL	NORMAL	Urine
PROTEIN	NIL	NIL	
BLOOD	TRACE	NIL	
KETONE (Sodium Nitroprusside)	NIL	NIL	Urine
BILIRUBIN (Diazonium Salt)	NIL	NIL	SERUM
GLUCOSE (Benedict's Test)	NIL	NIL	Urine
NITRITE	NEGATIVE		


-**** End of Report ****-

This is Provisional Report

Lab Technician

Dr. Nisha Tiwari
(MD. Microbiology)


 Dr. Neha Gupta
 MBBS, MD (Pathology)
 (Consultant Pathologist)


 Dr. Shreya Pradhan
 MBBS, MD (Microbiology)
 (Consultant Microbiologist)

(This is only professional opinion and not the diagnosis. Please correlate clinically)

Sector 37-D, BPTP, Dwarka Express Way, Gurugram, Hry.,

Ph.: 0124-6034444, 6262828213, E-mail : signaturehospital@gmail.com, Web.: www.thesignaturehealthcare.co

PARK GROUP OF HOSPITAL : ★ West Delhi ★ South Delhi ★ Gurugram ★ Faridabad ★ Panipat ★ Karr

Patient Name : Mrs. ANAMIKA MISHRA	UHID : 25247
Age / Gender : 31 Years 7 Months 21Days / Female	IPNO :
Referred By : Dr. CMO	Bill Date : 14/02/2023
Req.No : 23260031	Reporting Date : 14/02/2023
Sample ID : 2306898	
Patient Type : OPD	
Bed No :	

CLINICAL PATHOLOGY

MICROSCOPIC EXAMINATION - URINE

PUS CELLS (Microscopic)	1-2	/HPF	0 - 3	Urine
RBC- Urine (Per Oxidase Reaction)	0-1	/HPF	NIL	Urine
EPITHELIAL CELLS	3-5	/HPF	0 - 5	
CAST	NIL		NIL	
CRYSTALS	NIL		NIL	
BACTERIA	NIL			
OTHERS	NIL			

COMMENTS: Actual numerical values for WBCs, RBCs and Epithelial cells are not defined and must be correlated clinically.

Test Methods: Reagent strip analysis and urine sediment microscopy.


Reagent strip / chemical analysis are based on: pH-Double Indicator principle; Specific gravity Ion exchange method; Glucose Glucose oxidase-peroxidase/Benedicts; Protein Acid-base indicator/Sulfosalicylic acid; Urobilinogen Coupling reaction/Ehrlichsreaction, Bilirubin Coupling reaction, Ketones Nitroprusside method/Rotheras test.

-**** End of Report ****-

This is Provisional Report

Lab Technician

Dr.NishaTiwari
(MD.Microbiology)


 Dr. Nisha Gupta
 MBBS,MD(Pathology)
 (Consultant Pathologist)

Dr. Shreya Pradhan
 MBBS,MD(Microbiology)
 (Consultant Microbiologist)

Page 3 of 3

(This is only professional opinion and not the diagnosis. Please correlate clinically)

Sector 37-D, BPTP, Dwarka Express Way, Gurugram, Hry.,

Ph.: 0124-6034444, 6262828213, E-mail : signaturehospital@gmail.com, Web.: www.thesignaturehealthcare.cc

PARK GROUP OF HOSPITAL : ★ West Delhi ★ South Delhi ★ Gurugram ★ Faridabad ★ Panipat ★ Kar


The Signature
 ADVANCED SUPER SPECIALITY
H O S P I T A L



Patient Name : Mrs. ANAMIKA MISHRA	UHID : 25247
Age / Gender : 31 Years 7 Months 21Days / Female	IPNO :
Referred By : Dr. CMO	Bill Date : 14/02/2023
Req.No : 23260031	Reporting Date : 14/02/2023
Sample ID : 2306898	
Patient Type : OPD	
Bed No :	

BIOCHEMISTRY

Liver Function Test (LFT)


TEST NAME	RESULT	UNITS	REFERENCE INTERVAL	BIOLOGICAL SPECIMEN TYPE
TEST METHOD				
<u>BILIRUBIN TOTAL AND DIRECT</u>				
BILIRUBIN TOTAL (Diazonium Salt)	0.8	mg/dl	0.1 - 1.2	SERUM
BILIRUBIN DIRECT (Diazonium Salt)	0.3	mg/dl	00 - 0.3	SERUM
BILIRUBIN INDIRECT (CALCULATED)	0.5	md/dl	0 - 0.9	
SGOT/AST (UV-KINETIC)	20	U/I	0 - 45	SERUM
SGPT/ALT (UV-KINETIC)	18	U/I	0 - 45	SERUM
ALKALINE PHOSPHATASE (ALP) (Kinetic)	91	U/I	39 - 118	SERUM

-**** End of Report ****-

This is Provisional Report

Lab Technician

Dr.NishaTiwari
(MD.Microbiology)


 Dr. Nisha Gupta
 MBBS,MD(Pathology)
 (Consultant Pathologist)

Dr. Shreya Pradhan
 MBBS,MD(Microbiology)
 (Consultant Microbiologist)

(This is only professional opinion and not the diagnosis. Please correlate clinically)

Sector 37-D, BPTP, Dwarka Express Way, Gurugram, Hry.,

Ph.: 0124-6034444, 6262828213, E-mail : signaturehospital@gmail.com, Web.: www.thesignaturehealthcare.cor

PARK GROUP OF HOSPITAL : ★ West Delhi ★ South Delhi ★ Gurugram ★ Faridabad ★ Panipat ★ Karn


The Signature
ADVANCED SUPER SPECIALITY
H O S P I T A L



Patient Name : Mrs. ANAMIKA MISHRA UHID : 25247
Age / Gender : 31 Years 7 Months 21Days / Female IPNO :
Referred By : Dr. CMO Bill Date : 14/02/2023
Req.No : 23260031 Reporting Date : 14/02/2023
Sample ID : 2306898
Patient Type : OPD
Bed No :

BIOCHEMISTRY

PROTEINS


TOTAL PROTEIN (Biuret)	6.4	g/dl	6.0 - 8.3	SERUM
ALBUMIN (BCG- DYE)	4.5	g/dl	3.2 - 5.0	SERUM
GLOBULIN Calculated	1.9	gm/dl	1.5 - 3.6	
A/G RATIO Calculated	2.37		0.9 - 2.0	

-**** End of Report ****

This is Provisional Report

Lab Technician

Dr.NishaTiwari
(MD.Microbiology)


Dr. Neha Gupta
MBBS,MD(Pathology)
(Consultant Pathologist)

Dr. Shreya Pradhan
MBBS,MD(Microbiology)
(Consultant Microbiologist)

Page 2 of 2

(This is only professional opinion and not the diagnosis. Please correlate clinically)

Sector 37-D, BPTP, Dwarka Express Way, Gurugram, Hry.,

Ph.: 0124-6034444, 6262828213, E-mail : signaturehospital@gmail.com, Web.: www.thesignaturehealthcare.co

PARK GROUP OF HOSPITAL : ★ West Delhi ★ South Delhi ★ Gurugram ★ Faridabad ★ Panipat ★ Karn


The Signature
ADVANCED SUPER SPECIALITY
HOSPITAL



PATIENT NAME : Mrs. ANAMIKA MISHRA	MR NO : 25247
BILL NO : 23260031	BILL DATE/TIME : 14/02/2023 9.03 AM
AGE/SEX : 31 YEARS 7 MONTHS 21DAYS /	SAMPLE DATE/TIME : 14/02/2023 12.22 PM
TYPE : OPD	REPORTING DATE/TIME : 15/02/2023 2.11 PM
DOCTOR NAME : Dr. CMO	APPROVED DATE/TIME :
	PRINT DATE/TIME : 15/02/2023 2.34 PM
	MOBILE NO : 9919569170

DEPARTMENT OF CYTOLOGY

PAP SMEAR (ONLY FOR FEMALE)

CYTOLOGY No. **C-75/23**

TYPE OF SMEAR: - **CONVENTIONAL PAP**

NO. OF SLIDES:- **02**


REPORTING BASED ON: - **BETHESDA 2014**

ADEQUACY OF SPECIMEN: - **Adequate for evaluation**

MICROSCOPY:- Smears show predominantly superficial and few intermediate squamous epithelial cells over a background of minimal acute inflammation.
Endocervical cells present.
Partially obscuring blood absent.
Clue cells seen.

IMPRESSION:- Shift in flora suggestive of bacterial vaginosis.
Negative for intra-epithelial lesion/malignancy.

COMMENT:- Kindly correlate Clinically


Dr. Neha Gupta
MBBS,MD(Pathology)
(Consultant Pathologist)

Dr. Anam Singh
MBBS, MD(Pathology)
(Consultant Pathologist)

(This is only professional opinion and not the diagnosis. Please correlate clinically)