

Dr. Vandana G. Powar M.B.B.S., D.C.P.  
Consultant Pathologist



**PARTH**  
PATHOLOGY LABORATORY  
(Computerised)

LAB - Shop No. 7, "Diwan Towers" Mangalwar Peth, Near Mirajkar Tikti, Opp. Nutan Marathi  
High School, Kolhapur. Mob. 9158529408, 9422047480, 9921285167

Date :- 26/11/2022

Ins Company - MEDIWHEEL LIFE.INS.

Patient Name :- Priyanka shiradkar

Age :- 30

Height :- 155

weight :- 52

Blood Pressure :- 106/73

Pules :- 80

Fit to Perform To All Duties

Dr. Vandana G. Powar  
M.B.B.S., D.C.P.  
Reg No 68137

**PATHOLOGIST**

DR. VANDANA POWAR  
M.B.B.S., D.C.P.



All Biochemistry Tests Done By Computerised Auto Analyser

HAEMATOLOGY | CLINICAL PATHOLOGY | BIOCHEMISTRY | SEROLOGY | MICROBIOLOGY | HISTOPATHOLOGY

24 Hours Emergency Service

Home Service Available



Scanned with OKEN Scanner



भारत सरकार

Government of India



प्रियांका शशिकान्त राउत  
Priyanka Shashikant Raut  
जन्म तारीख / DOB : 10/06/1992  
स्त्री / Female



7820 3346 1410

आधार - सामान्य माणसाचा अधिकार

*P.S. Raut*

*P. S. Raut*  
Dr. Vandana G. Powar  
M.B.B.S., D.C.P.  
Reg No. 68137





AB - Shop No. 7, "Diwan Towers" Mangalwar Peth, Near Mirajkar Tikti, Opp. Nutan Marathi High School, Kolhapur. Mob. 9158529408, 9422047480, 9921285167

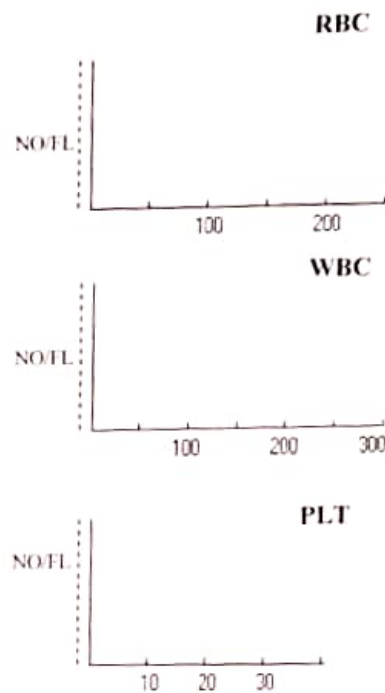
NAME : - PRIYANKA SHIRADKAR  
REF BY : Dr. MEDIWHEEL LIFE INS

DATE : 26/11/2022 PT.NO. : 202 26112  
AGE : 30. Yrs. SEX : F

### HAEMOGRAM WITH INDICES

Test	Result	Units	Normal Range
<b>Haemoglobin</b>	11.9	g/dl	12-16
RBC Count	4.76	millions / cu-mm	4.5 - 6.5
PCV	40.8	%	40 - 54
MCV	85.7	fL	80 - 96
MCH	25	Pg	27 - 33
MCHC	29.2	gm/dl	33 - 36
RDW CV	12.2	%	11.0 - 14.5
<b>WBC Count</b>	5000	/cumm	4000 - 11000
Neutrophils	60	%	55 -75
Lymphocytes	35	%	20 - 50
Eosinophils	03	%	1 - 6
Monocytes	02	%	2-10
Basophils	00	%	0 - 1
<b>Platelet Count</b>	227000	/ul	150000 -450000
MPV	10.5	fL	7.4 - 10.4
PDW	14.9	%	8-12
P-LCR	30.0	%	15-35
<b>E.S.R.</b>	09	mm at 1hr	0-15
(By Wintrobe Method)			
RBC Morphology	Normochromic, Normocytic.		
WBC Morphology	Within Normal Limits		
Platelets	Adequate		
* Blood group	- 'O' Rh Positive		

#### Histogram



Dr. Vandana G. Powar  
M.B.B.S., D.C.P.  
Reg. No. 68137



**PATHOLOGIST**

DR. VANDANA POWAR  
MBBS, D.C.P.

All Biochemistry Tests Done By Computerised Auto Analyser

HAEMATOLOGY | CLINICAL PATHOLOGY | BIOCHEMISTRY | SEROLOGY | MICROBIOLOGY | HISTOPATHOLOGY

24 Hours Emergency Service

Home Service Available



Dr. Vandana G. Powar M.B.B.S., D.C.P.  
Consultant Pathologist



**PARTH**  
PATHOLOGY LABORATORY  
(Computerised)

LAB - Shop No. 7, "Diwan Towers" Mangalwar Peth, Near Mirajkar Tikti, Opp. Nutan Marathi  
High School, Kolhapur. Mob. 9158529408, 9422047480, 9921285167

PT.NAME : - PRIYANKA SHIRADKAR  
REF. BY : DR. MEDIWHEEL LIFE INS

DATE : 26/11/2022  
AGE : 30 Yrs. SEX : F  
PT.NO. : 202 261122

### BIOCHEMISTRY TEST REPORT

			Normal Range
Fasting Plasma Glucose	: 94.7	mg/dl	60-110 mg/dl
2 Hrs. Plasma Glucose	: 112.6	mg/dl	90-140 mg/dl
S. Creatinine	: 0.7	mg/dl	0.6 - 1.4 mg/dl
Blood Urea	: 27.6	mg/dl	12-42 mg/dl
Blood Urea Nitrogen	: 12.9	mg/dl	5 - 21 mg/dl
S. Uric acid	: 4.6	mg/dl	2.6 -6.0 mg/dl
CHOLESTEROL	: 155.8	mg/dl	0-250 mg/dl
HDL Cholesterol	: 33.9	mg/dl	30 - 70 mg/dl
S. Triglycerides	: 90.8	mg/dl	0-170 mg/dl
LDL Cholesterol	: 103.7	mg/dl	60 - 150 mg/dl
TC/HDLC Ratio	: 4.6		0 - 5
LDLC/HDLC Ratio	: 3.1		2.5 - 3.5



Dr. Vandana G. Powar  
M.B.B.S., D.C.P.  
Reg. No. 68137  
**PATHOLOGIST**  
*[Signature]*  
DR. VANDANA POWAR  
M.B.B.S., D.C.P.

All Biochemistry Tests Done By Computerised Auto Analyser

HAEMATOLOGY | CLINICAL PATHOLOGY | BIOCHEMISTRY | SEROLOGY | MICROBIOLOGY | HISTOPATHOLOGY

24 Hours Emergency Service

Home Service Available



Scanned with OKEN Scanner

Dr. Vandana G. Powar M.B.B.S., D.C.P.  
Consultant Pathologist



**PARTH**  
PATHOLOGY LABORATORY  
(Computerised)

LAB - Shop No. 7, "Diwan Towers" Mangalwar Peth, Near Mirajkar Tikti, Opp. Nutan Marathi  
High School, Kolhapur. Mob. 9158529408, 9422047480, 9921285167

PT.NAME : - PRIYANKA SHIRADKAR  
REF. BY : DR. MEDIWHEEL LIFE INS

DATE : 26/11/2022  
AGE : 30 Yrs. SEX : F  
PT.NO. : 202 261122

**REPORT ON % GLYCOHAEMOGLOBIN OF BLOOD**

% Glycohaemoglobin of blood : 5.0 %  
Estimated mean blood glucose : 99.7 mg/dl

(Reference For Guideline)

- < 6.0 - Normal
- 6.0 - 7.0 % - Good Control
- 7.0 - 8.0 % - Fair Control
- 8.0-10.0% - Unsatisfactory control
- >10.0% - Poor control



Dr. Vandana G. Powar  
M.B.B.S., D.C.P.  
Reg No. 68137

**PATHOLOGIST**

DR. VANDANA POWAR  
M.B.B.S., D.C.P.

All Biochemistry Tests Done By Computerised Auto Analyser

HAEMATOLOGY | CLINICAL PATHOLOGY | BIOCHEMISTRY | SEROLOGY | MICROBIOLOGY | HISTOPATHOLOGY

**24 Hours Emergency Service**

**Home Service Available**



Scanned with OKEN Scanner



PT.NAME : - PRIYANKA SHIRADKAR  
REF. BY : DR. MEDIWHEEL LIFE INS

DATE : 26/11/2022  
AGE : 30 Yrs. SEX : F  
PT.NO. : 202 261122

**EXAMINATION OF URINE**

Normal Range

**PHYSICAL EXAMINATION**

Quantity : 05 ml  
Colour : Pale Yellow  
Appearance : Clear  
Deposit : Absent  
Reaction (pH) : Acidic  
Specific Gravity : 1.024

**CHEMICAL EXAMINATION**

Proteins : Absent  
Glucose : Absent  
Ketone Bodies : --  
Bile Salts : Absent Absent  
Bile Pigments : Absent Absent  
Urobilinogen : --  
Occult Blood : Absent

**MICROSCOPIC EXAMINATION**

Epithelial Cells : 1 - 2 /hpf  
Pus Cells : 2 - 3 /hpf  
Red Blood Cells : Absent /hpf  
Casts : Absent  
Crystals : Absent  
Amorphous Deposits : Absent

**OTHER FINDINGS**

Yeast Cells : Absent  
Trichomonas vaginalis : Absent  
Bacteria : Absent  
Mucus Threads : Absent  
Spermatozoa : Absent

Dr. Vandana G. Powar  
M.B.B.S., D.C.P.  
Reg No. 68137

**PATHOLOGIST**

  
DR. VANDANA POWAR  
M.B.B.S., D.C.P.



All Biochemistry Tests Done By Computerised Auto Analyser

HAEMATOLOGY | CLINICAL PATHOLOGY | BIOCHEMISTRY | SEROLOGY | MICROBIOLOGY | HISTOPATHOLOGY

**24 Hours Emergency Service**

**Home Service Available**



Dr. Vandana G. Powar M.B.B.S., D.C.P.  
Consultant Pathologist



**PARTH**  
PATHOLOGY LABORATORY  
(Computerised)

LAB - Shop No. 7, "Diwan Towers" Mangalwar Peth, Near Mirajkar Tikli, Opp. Nutan Marathi  
High School, Kolhapur. Mob. 9158529408, 9422047480, 9921285167

PATIENT NAME:- PRIYANKA Shiradkar

AGE - 30/SEX-FEMALE

REFERENCE - MEDIWHEEL LIFE INS.

DATE - 26/11/2022

### BIOCHEMISTRY

S. GAMMA.G.T : 24.9

NORMAL VALUE

10-50 mmol/L

Dr. Vandana G. Powar  
M.B.B.S., D.C.P.  
Reg No 68137



**PATHOLOGIST**

DR. VANDANA POWAR  
M.B.B.S., D.C.P.

All Biochemistry Tests Done By Computerised Auto Analyser

HAEMATOLOGY | CLINICAL PATHOLOGY | BIOCHEMISTRY | SEROLOGY | MICROBIOLOGY | HISTOPATHOLOGY

24 Hours Emergency Service

Home Service Available



Scanned with OKEN Scanner

Dr. Vandana G. Powar M.B.B.S., D.C.P.  
Consultant Pathologist



**PARTH**  
PATHOLOGY LABORATORY  
(Computerised)

3 - Shop No. 7, "Diwan Towers" Mangalwar Peth, Near Mirajkar Tikti, Opp. Nutan Marathi High School, Kolhapur. Mob. 9158529408, 9422047480, 9921285167

26 / 11 / 2022

THE ECG OF CLIENT – PRIYANKA SHIRADKAR

IS WITHIN NORMAL LIMIT

NO ABNORMAL FINDINGS ARE DETECTED

Dr. Vandana G. Powar  
M.B.B.S., D.C.P.  
Reg. No 68137

**PATHOLOGIST**

  
DR. VANDANA POWAR  
M.B.B.S., D.C.P.



All Biochemistry Tests Done By Computerised Auto Analyser

HAEMATOLOGY | CLINICAL PATHOLOGY | BIOCHEMISTRY | SEROLOGY | MICROBIOLOGY | HISTOPATHOLOGY

24 Hours Emergency Service

Home Service Available



Scanned with OKEN Scanner





PT. NAME : - PRIYANKA SHIRADKAR  
REF. BY : DR. MEDIWHEEL LIFE INS

DATE : 26/11/2022  
AGE : 30 Yrs. SEX : F  
PT. NO. : 202 261122

### BIOCHEMISTRY TEST REPORT

			Normal Range
S. Bilirubin (Total)	: 0.40	mg/dl	0 - 1.0 mg/dl
S. Bilirubin (Direct)	: 0.20	mg/dl	0 - 0.25 mg/dl
S. Bilirubin (Indirect)	: 0.2	mg/dl	0 - 0.75 mg/dl
S.G.O.T	: 24.3	IU/L	0 - 42 IU/L
S.G.P.T	: 18.4	IU/L	0 - 42 IU/L
S. Alkaline Phosphatase	: 70.0	IU/L	37 - 147 IU/L
Total Proteins	: 7.1	g/dl	6.6 - 8.3 g/dl
S. Albumin	: 4.9	g/dl	3.5 - 5.0 g/dl
S. Globulin	: 2.2	g/dl	1.5 - 3 g/dl
A/G Ratio	: 2.2 : 1		0.90 - 2.00

Dr. Vandana G. Powar

M.B.B.S., D.C.P.

Reg No 66137

**PATHOLOGIST**



DR. VANDANA POWAR  
M.B.B.S., D.C.P.

All Biochemistry Tests Done By Computerised Auto Analyser

HAEMATOLOGY | CLINICAL PATHOLOGY | BIOCHEMISTRY | SEROLOGY | MICROBIOLOGY | HISTOPATHOLOGY

24 Hours Emergency Service

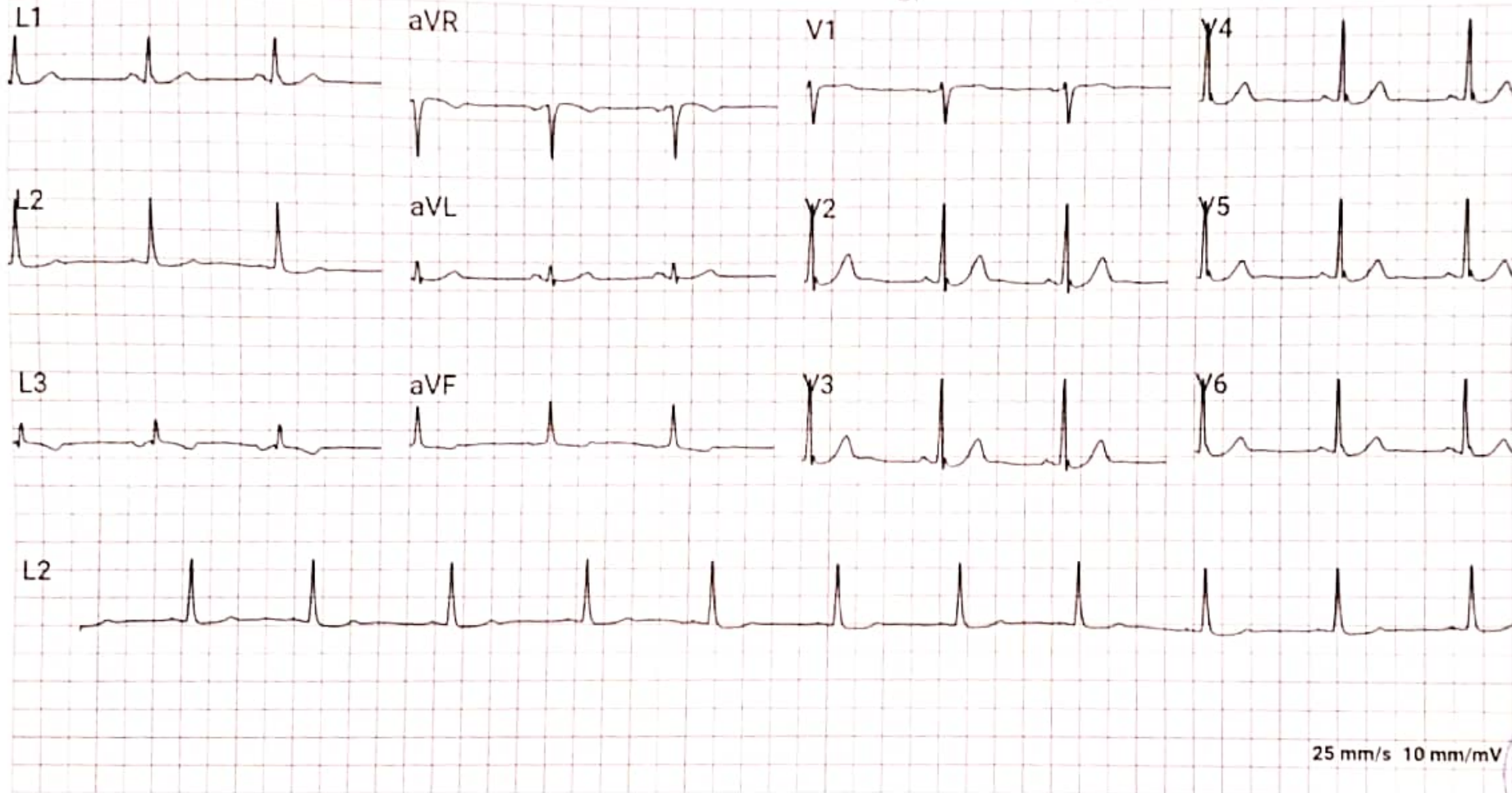
Home Service Available



12 lead simultaneous EC

Name Priyanka Shiradkar  
Gender | Age 30 | Female  
Date & Time 25 NOV, 2022 / AM 10:60 Am.

Heart Rate	68 bpm	QT	360.29 ms
QRS	151.71 ms	PR	142.0 ms
ST	80.67 ms	QTc	376.29 ms

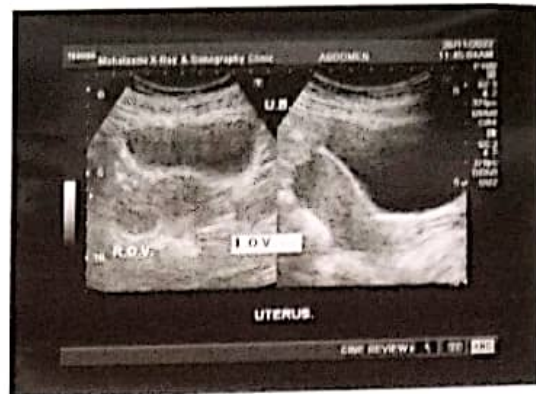
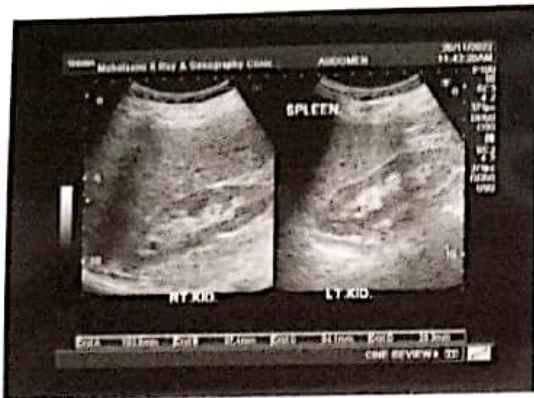


25 mm/s 10 mm/mV

Comments: Normal

Reported By: *[Signature]*  
Dr. Vandana G. Powar  
M.B.B.S., D.C.P.  
Reg No 68137

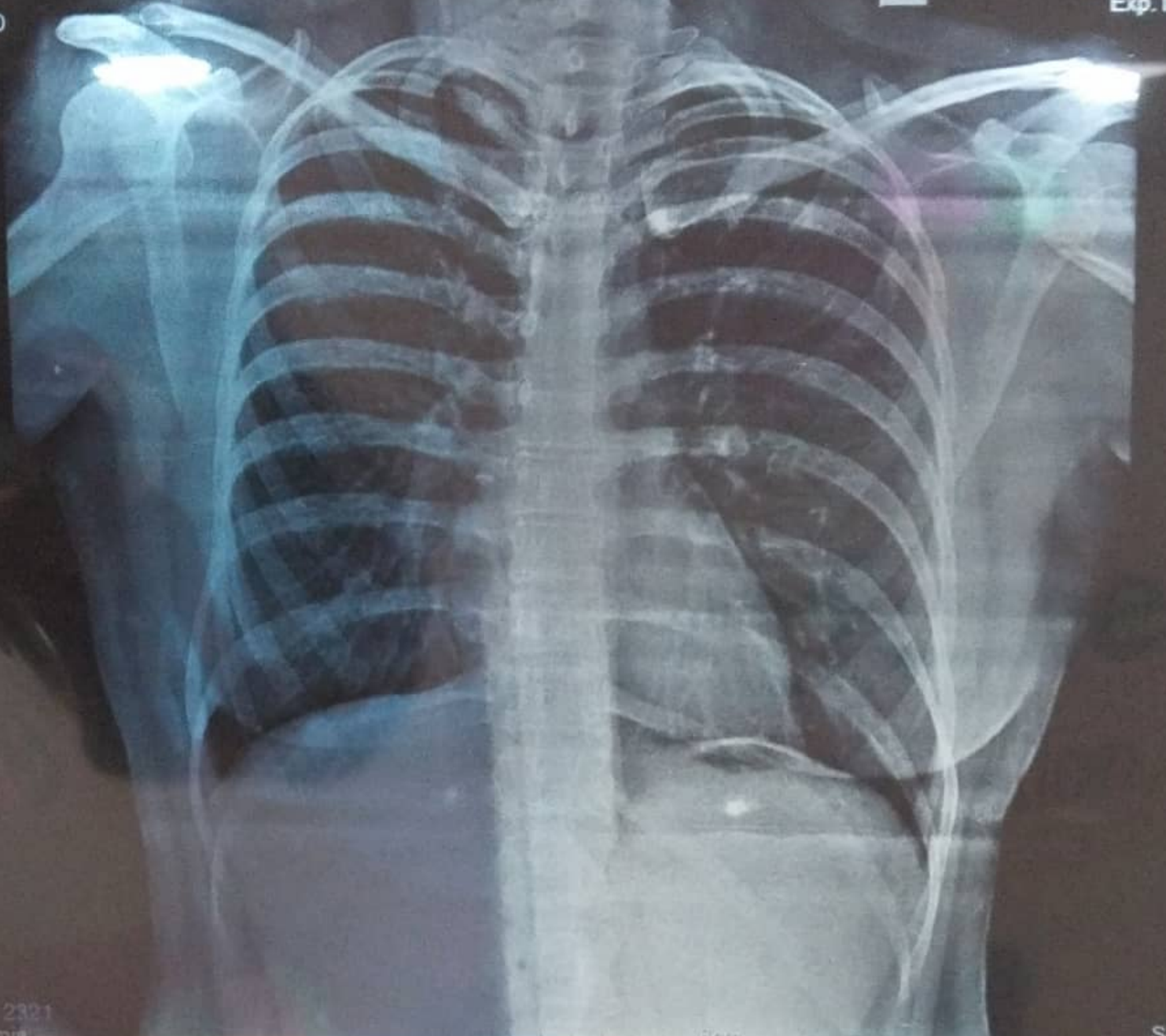




PRIYANKA I. SHIRADKAR. 30Y DR. VANDANA POWAR...  
Sex: Female  
DOB:  
ID: PAT001340

L

Acq. Date: 26/11/2022  
Acq. Time: 09:56:21  
Exp. Index: 1540



8cm

CHEST  
PA  
W: 2760, L: 2321  
Tech ID: admin

8cm

Scale: 0.55  
Mahalaxmi X-ray and Sonography Clinic

MAHALAXMI X-RAY AND SONOGRAPHY CLINIC

Eagle Pride, Below Shamrao Vitthal Bank, Mirajkar Tikti, Kolhapur. Ph. : 2542012

Dr. Vishram Mehta, M.D

November 26, 2022

Name : Mrs. Priyanka Ishwar Shiradkar. F / 30 yrs.  
Ref.by : Dr. Vandana Powar.

**Ultrasonography of Abdomen and pelvis : [documented ]**

LIVER: is normal in size and normal texture The biliary radicles are normal.

GALL BLADDER: shows normal size, wall and lumen.

PORTA HEPATIS: The portal vein and the common ducts are normal in caliber.

PANCREAS: The size, echotexture and contour of pancreas is normal.

SPLEEN: shows normal in size with normal texture.

KIDNEYS: show normal position, contour & echotexture with no hydronephrosis or calculi. The right kidney measures 103 x 37 mm and the left measures 94 x 30 mm.

The ureters are not dilated.

The abdominal aorta, the I.V.C. and the pre and para aortic regions appear normal.

There is no ascites. No abnormal bowel could be seen.

URINARY BLADDER shows normal wall and lumen.

The uterus is anteverted and measures 43 x 40 x 27 mm. The shape, contour and textures are normal. The endometrial thickness is 4 mm.

Both ovaries are normal. There is no adnexal mass.

There is no fluid in the pouch of Douglas.

**Impression :** No significant sonographic abnormality is detected.

**X-Ray Chest, P.A. view :**

The lung markings are normal.


The hilar shadows are normal. The mediastinum & the pulmonary vascularity are normal.

The domes and the angles of diaphragm show no abnormality.

**Impression :** No significant abnormality is detected.

Vishram Mehta.



 GPS Map Camera



# Kolhapur, Maharashtra, India

Rajghat Rd, Mangalwar Peth, C Ward, Kolhapur,  
Maharashtra 416002, India

Lat 16.692827°

Long 74.224289°

26/11/22 08:20 AM GMT +05:30