




PARKLINE DIAGNOSTICS PVT. LTD.

L.G. 3, 4 & 5, Bhuvana Towers, S.D. Road, Secunderabad - 500 003 Tel : 040-42038139, 27845852
7995421787, 7093445852 Email : parklinediagnostics@gmail.com www.parklinediagnostics.com



NABL Accredited
Certificate No.:MC-2566

TEST REPORT

Name	: MRS.M. SAROJA [SPOUSE]	TID/SID	: UMR1285882/ 26408827
Age / Gender	: 41 Years / Female	Registered on	: 28-Nov-2023 / 09:34 AM
Ref.By	: -	Collected on	: 28-Nov-2023 / 09:35 AM
Req.No	:  BIL3708308	Reported on	: 28-Nov-2023 / 16:04 PM
		Reference	: Medi Wheel

DEPARTMENT OF CLINICAL PATHOLOGY

Complete Urine Examination (CUE), Urine

Investigation	Observed Value	Units	Biological Reference Interval
Colour Method:Photo detectors(instrument)	Light Yellow		Light Yellow
Appearance Method:Photo diode array sensor	Clear		Clear
Specific gravity Method:Ion concentration/colour indicator	1.005		1.003-1.030
Reaction and pH Method:Double Indicator	6.5		5.0-8.0
Protein Method:Protein Error of pH indicators	Negative		Negative
Glucose Method:Double sequential enzymatic/GOD-PAP	Negative		Negative
Urobilinogen Method:Reagent strip/Reflectance photometry	Negative		0.2-1.0 mg%
Ketones Method:Strip method/Nitroprusside method	Negative		Negative
Blood Method:Peroxidase	Negative		Negative
Bile Salt Method:Hays Method	Negative		Negative
Bile Pigment Method:Fouchets Method	Negative		Negative
Microscopic Examination			
Pus cells (leukocytes) Method:Microscopy Of Sediment	1 - 2	/hpf	0-5 /hpf
RBC (erythrocytes) Method:Microscopy Of Sediment	Nil	/hpf	0-2 /hpf
Epithelial cells Method:Microscopy Of Sediment	Nil	/hpf	0-8 /hpf
Crystals Method:Microscopy Of Sediment	Nil	/lpf	Nil /lpf

Lab Timings (Weekdays) : 7.00 am to 8.30 pm
Sundays & Holidays : 7.00 am to 1.00 pm

Radiologists Timings (Weekdays) : 7.30 am to 1.30 pm
& 5.45 pm to 7.45 pm
Sundays & Holidays : 7.30 am to 9.30 am




PARKLINE DIAGNOSTICS PVT. LTD.

L.G. 3, 4 & 5, Bhuvana Towers, S.D. Road, Secunderabad - 500 003 Tel : 040-42038139, 27845852
7995421787, 7093445852 Email : parklinediagnostics@gmail.com www.parklinediagnostics.com



NABL Accredited
Certificate No.:MC-2566

TEST REPORT

Name : **MRS.M. SAROJA [SPOUSE]** TID/SID : UMR1285882/ 26408827
Age / Gender : 41 Years / Female Registered on : 28-Nov-2023 / 09:34 AM
Ref.By : - Collected on : 28-Nov-2023 / 09:35 AM
Req.No  Reported on : 28-Nov-2023 / 16:04 PM
Reference : Medi Wheel
BIL3708308

DEPARTMENT OF CLINICAL PATHOLOGY

Complete Urine Examination (CUE), Urine

Investigation	Observed Value	Units	Biological Reference Interval
Casts	Nil	/lpf	Nil
Method:Microscopy Of Sediment			/lpf
Others	Nil		Nil
Method:Microscopy Of Sediment			

* Sample processed at Parkline

--- End Of Report ---

Yatish Sai

Dr. Yatish Sai Lanke
Regd. No: 00856
MD PATHOLOGY




PARKLINE DIAGNOSTICS PVT. LTD.

L.G. 3, 4 & 5, Bhuvana Towers, S.D. Road, Secunderabad - 500 003 Tel : 040-42038139, 27845852
7995421787, 7093445852 Email : parklinediagnostics@gmail.com www.parklinediagnostics.com



NABL Accredited
Certificate No.:MC-2566

TEST REPORT

Name : **MRS.M. SAROJA [SPOUSE]** TID/SID : UMR1285882/ 26408825
Age / Gender : 41 Years / Female Registered on : 28-Nov-2023 / 09:34 AM
Ref.By : - Collected on : 28-Nov-2023 / 09:35 AM
Req.No  Reported on : 28-Nov-2023 / 12:06 PM
BIL3708308 Reference : Medi Wheel

DEPARTMENT OF HEMATOLOGY

Blood Grouping ABO And Rh Typing, EDTA Whole Blood

Parameter	Results
Blood Grouping (ABO)	B
Rh Typing (D)	POSITIVE -
Method:Agglutination	

* Sample processed at Parkline

--- End Of Report ---

Dr.Jyothi Kiranmai
Regd. No: 52272
MD PATHOLOGY






PARKLINE DIAGNOSTICS PVT. LTD.

L.G. 3, 4 & 5, Bhuvana Towers, S.D. Road, Secunderabad - 500 003 Tel : 040-42038139, 27845852
7995421787, 7093445852 Email : parklinediagnostics@gmail.com www.parklinediagnostics.com



NABL Accredited
Certificate No.:MC-2566

TEST REPORT

Name : **MRS.M. SAROJA [SPOUSE]** TID/SID : UMR1285882/ 26408825
 Age / Gender : 41 Years / Female Registered on : 28-Nov-2023 / 09:34 AM
 Ref.By : - Collected on : 28-Nov-2023 / 09:35 AM
 Req.No  Reported on : 28-Nov-2023 / 12:06 PM
 BIL3708308 Reference : Medi Wheel

DEPARTMENT OF HEMATOLOGY

Complete Blood Picture (CBP), EDTA Whole Blood

Investigation	Observed Value	Units	Biological Reference Interval
Hemoglobin Method:Spectrophotometry	11.9	g/dL	12.0-15.0 g/dL
Erythrocyte Count(RBC) Method:Electrical Impedence	4.7	mill /cu.mm	3.8-4.8 mill /cu.mm
PCV/HCT Method:Numeric Integration	36	%	36-46 %
MCV Method:Calculated	77	fL	83-101 fL
MCH Method:Calculated	25.0	pg	27-32 pg
MCHC Method:Calculated	32.6	gm/dL	31.5-34.5 gm/dL
RDW (CV) Method:Calculated	15.0	%	11.6-14.0 %
Total WBC Count Method:Impedence flowcytometry/Light scattering	5.3	10 ³ /μL	4-10 10cap;3/μL 10 ³ /μL
Differential Count			
Neutrophils Method:Flowcytometry/Microscopy	67	%	40-80 %
Lymphocytes Method:Flowcytometry/Microscopy	27	%	20-40 %
Monocytes Method:Flowcytometry/Microscopy	3	%	2-10 %
Eosinophils Method:Flowcytometry/Microscopy	3	%	1-6 %
Basophils Method:Flowcytometry/Microscopy	0	%	0-2 %
Absolute Neutrophil Count	3.55	10 ³ /μL	2.0-7.0 10 ³ /μL
Absolute Lymphocyte Count	1.43	10 ³ /μL	1.0-3.0 10 ³ /μL

Lab Timings (Weekdays) : 7.00 am to 8.30 pm
Sundays & Holidays : 7.00 am to 1.00 pm

Radiologists Timings (Weekdays) : 7.30 am to 1.30 pm
& 5.45 pm to 7.45 pm
Sundays & Holidays : 7.30 am to 9.30 am




PARKLINE DIAGNOSTICS PVT. LTD.

L.G. 3, 4 & 5, Bhuvana Towers, S.D. Road, Secunderabad - 500 003 Tel : 040-42038139, 27845852
7995421787, 7093445852 Email : parklinediagnostics@gmail.com www.parklinediagnostics.com



NABL Accredited
Certificate No.:MC-2566

TEST REPORT

Name : **MRS.M. SAROJA [SPOUSE]** TID/SID : UMR1285882/ 26408825
Age / Gender : 41 Years / Female Registered on : 28-Nov-2023 / 09:34 AM
Ref.By : - Collected on : 28-Nov-2023 / 09:35 AM
Req.No  Reported on : 28-Nov-2023 / 12:06 PM
Reference : Medi Wheel
BIL3708308

DEPARTMENT OF HEMATOLOGY

Complete Blood Picture (CBP), EDTA Whole Blood

Investigation	Observed Value	Units	Biological Reference Interval
Absolute Monocyte Count	0.16	10 ³ /μL	0.20-1.0 10 ³ /μL
Absolute Eosinophils Count	0.16	10 ³ /μL	0.02-0.5 10 ³ /μL
Absolute Basophil Count	00	10 ³ /μL	0.02-0.1 10 ³ /μL
Platelet Count	170	10 ³ /μL	150-410 10 ³ /μL
Method:Electrical Impedence			

Peripheral Smear

RBC Microcytic and hypochromic.
Method:Microscopy

WBC Within normal limits.No abnormal cells seen.
Method:Microscopy

Platelets Discrete and adequate. Giant plateletes seen.
Method:Microscopy

* Sample processed at Parkline

--- End Of Report ---

Dr.Jyothi Kiranmai
Regd. No: 52272
MD PATHOLOGY




PARKLINE DIAGNOSTICS PVT. LTD.

L.G. 3, 4 & 5, Bhuvana Towers, S.D. Road, Secunderabad - 500 003 Tel : 040-42038139, 27845852
7995421787, 7093445852 Email : parklinediagnostics@gmail.com www.parklinediagnostics.com



NABL Accredited
Certificate No.:MC-2566

TEST REPORT

Name	: MRS.M. SAROJA [SPOUSE]	TID/SID	: UMR1285882/ 26408825
Age / Gender	: 41 Years / Female	Registered on	: 28-Nov-2023 / 09:34 AM
Ref.By	: -	Collected on	: 28-Nov-2023 / 09:35 AM
Req.No	:  BIL3708308	Reported on	: 28-Nov-2023 / 12:06 PM
		Reference	: Medi Wheel

DEPARTMENT OF HEMATOLOGY

Erythrocyte Sedimentation Rate (ESR), Sodium Citrate Whole Blood

Investigation	Observed Value	Units	Biological Reference Intervals
ESR 1st Hour	16	mm/hour	0-20 mm/hour
Method:Westergren			

* Sample processed at Parkline

--- End Of Report ---

Dr.Jyothi Kiranmai
Regd. No: 52272
MD PATHOLOGY






PARKLINE DIAGNOSTICS PVT. LTD.

L.G. 3, 4 & 5, Bhuvana Towers, S.D. Road, Secunderabad - 500 003 Tel : 040-42038139, 27845852
7995421787, 7093445852 Email : parklinediagnostics@gmail.com www.parklinediagnostics.com

TEST REPORT

Name : **MRS.M. SAROJA [SPOUSE]** TID/SID : UMR1285882/ 26408827F
Age / Gender : 41 Years / Female Registered on : 28-Nov-2023 / 09:34 AM
Ref.By : - Collected on : 28-Nov-2023 / 09:35 AM
Req.No  Reported on : 28-Nov-2023 / 16:06 PM
Reference : Medi Wheel
BIL3708308

DEPARTMENT OF CLINICAL CHEMISTRY I

Blood Urea Nitrogen (BUN), Serum

Investigation	Observed Value	Units	Biological Reference Interval
Blood Urea Nitrogen.	9.2	mg/dL	7-23 mg/dL
Method:Calculated			

Creatinine, Serum

Investigation	Observed Value	Units	Biological Reference Interval
Creatinine.	0.71	mg/dL	0.50-1.20 mg/dL
Method:Alkaline Picrate			

Glucose Urine Fasting

Investigation	Observed Value
Urine Glucose Fasting	Nil
Method:Reagent strip/Reflectance photometry	

* Sample processed at Parkline

--- End Of Report ---

Yatish Sai

Dr. Yatish Sai Lanke
Regd. No: 00856
MD PATHOLOGY




PARKLINE DIAGNOSTICS PVT. LTD.

L.G. 3, 4 & 5, Bhuvana Towers, S.D. Road, Secunderabad - 500 003 Tel : 040-42038139, 27845852
7995421787, 7093445852 Email : parklinediagnostics@gmail.com www.parklinediagnostics.com



NABL Accredited
Certificate No.:MC-2566

TEST REPORT

Name : **MRS.M. SAROJA [SPOUSE]** TID/SID : UMR1285882/ 26408828F
Age / Gender : 41 Years / Female Registered on : 28-Nov-2023 / 09:34 AM
Ref.By : - Collected on : 28-Nov-2023 / 09:35 AM
Req.No  Reported on : 28-Nov-2023 / 15:56 PM
Reference : Medi Wheel
BIL3708308

DEPARTMENT OF CLINICAL CHEMISTRY I

Glucose Fasting (FBS), Sodium Fluoride Plasma

Investigation	Observed Value	Units	Biological Reference Interval
Glucose Fasting Method:GOD - PAP	91	mg/dL	Normal: <100 Impaired FG: 100-125 Diabetic : \geq 126 mg/dL

* Sample processed at Parkline

--- End Of Report ---

Yatish Sai

Dr. Yatish Sai Lanke
Regd. No: 00856
MD PATHOLOGY




PARKLINE DIAGNOSTICS PVT. LTD.

L.G. 3, 4 & 5, Bhuvana Towers, S.D. Road, Secunderabad - 500 003 Tel : 040-42038139, 27845852
7995421787, 7093445852 Email : parklinediagnostics@gmail.com www.parklinediagnostics.com



NABL Accredited
Certificate No.:MC-2566

TEST REPORT

Name	: MRS.M. SAROJA [SPOUSE]	TID/SID	: UMR1285882/ 26408828P
Age / Gender	: 41 Years / Female	Registered on	: 28-Nov-2023 / 09:34 AM
Ref.By	: -	Collected on	: 28-Nov-2023 / 09:35 AM
Req.No	:  BIL3708308	Reported on	: 28-Nov-2023 / 15:56 PM
		Reference	: Medi Wheel

DEPARTMENT OF CLINICAL CHEMISTRY I

Glucose Post Prandial (PPBS), Sodium Fluoride Plasma

Investigation	Observed Value	Units	Biological Reference Interval
Glucose Post Prandial Method:GOD - PAP	110	mg/dL	Normal : 90 - 140 Impaired Glucose Tolerance: 141-199 Diabetic : \geq 200 mg/dL

* Sample processed at Parkline

--- End Of Report ---

Yatish Sai

Dr. Yatish Sai Lanke
Regd. No: 00856
MD PATHOLOGY






PARKLINE DIAGNOSTICS PVT. LTD.

L.G. 3, 4 & 5, Bhuvana Towers, S.D. Road, Secunderabad - 500 003 Tel : 040-42038139, 27845852
7995421787, 7093445852 Email : parklinediagnostics@gmail.com www.parklinediagnostics.com

TEST REPORT

Name : **MRS.M. SAROJA [SPOUSE]** TID/SID : UMR1285882/ 26408825
Age / Gender : 41 Years / Female Registered on : 28-Nov-2023 / 09:34 AM
Ref.By : - Collected on : 28-Nov-2023 / 09:35 AM
Req.No :  Reported on : 28-Nov-2023 / 15:56 PM
Reference : Medi Wheel
BIL3708308

DEPARTMENT OF CLINICAL CHEMISTRY I

Glycosylated Hemoglobin (HbA1C), EDTA Whole Blood

Investigation	Observed Value	Units	Biological Reference Interval
Glycosylated Haemoglobin	5.8	%	< 5.7% : Normal 5.7% - 6.4% : Prediabetes > 6.4% Diabetes
Method:High Performance Liquid Chromatography(HPLC)			

Note:Mean Plasma Glucose is calculated from HBA1c value and it indicates Average Blood Sugar level over the past three months.

INTERPRETATION:

- Glycated hemoglobin (glycohemoglobin / HbA1c) is a form of hemoglobin (Hb) that is chemically linked to a sugar.
- A1c is measured primarily to determine the three-month average blood sugar level and can be used as a diagnostic test for diabetes mellitus and as an assessment test for glycemic control in people with diabetes.
- In diabetes, higher amounts of glycated hemoglobin, indicating poorer control of blood glucose levels, have been associated with cardiovascular disease, nephropathy, neuropathy, and retinopathy.
- American diabetes Association (ADA) recommends an A1C goal for many non pregnant adults of < 7% (without significant hypoglycemia). On the basis of provider judgment and patient preference, achievement of lower A1C levels than the goal of 7% may be acceptable, and even beneficial, if it can be achieved safely without significant hypoglycemia or other adverse effects of treatment. Less stringent A1C goals (such as < 8%) may be appropriate for patients with severe hypoglycemia, extensive co morbid conditions etc, or where the harms of treatment are greater than the benefits.
- Glycemic goals for some older adults might reasonably be relaxed as part of individualized care, but hyperglycemia leading to symptoms or risk of acute hyperglycemia complications should be avoided in all patients.

* Sample processed at Parkline

--- End Of Report ---

Yatish Sai

Dr. Yatish Sai Lanke
Regd. No: 00856
MD PATHOLOGY




PARKLINE DIAGNOSTICS PVT. LTD.

L.G. 3, 4 & 5, Bhuvana Towers, S.D. Road, Secunderabad - 500 003 Tel : 040-42038139, 27845852
7995421787, 7093445852 Email : parklinediagnostics@gmail.com www.parklinediagnostics.com



NABL Accredited
Certificate No.:MC-2566

TEST REPORT

Name : **MRS.M. SAROJA [SPOUSE]** TID/SID : UMR1285882/ 26408826
Age / Gender : 41 Years / Female Registered on : 28-Nov-2023 / 09:34 AM
Ref.By : - Collected on : 28-Nov-2023 / 09:35 AM
Req.No :  Reported on : 28-Nov-2023 / 12:19 PM
Reference : Medi Wheel
BIL3708308

DEPARTMENT OF CLINICAL CHEMISTRY I

Lipid Profile, Serum

Investigation	Observed Value	Units	Biological Reference Interval
Total Cholesterol Method:CHOD-PAP	156	mg/dL	Desirable Level: < 200 Borderline : 200 - 239 High : > 240 mg/dL
HDL Cholesterol Method:Enzymatic Reaction	36	mg/dL	<40:Major risk factor for heart disease 40-59:The higher,the better >=60:Considered protective against heart disease mg/dL
LDL Cholesterol Method:Calculated	102	mg/dL	< 100 mg/dL
VLDL Cholesterol Method:Calculated	18	mg/dL	10-55 mg/dL
Triglycerides Method:GPO-POD	92	mg/dL	Normal:<150 Borderline:150-199 High:200-499 Very High:>=500 mg/dL
Chol/HDL Ratio Method:Calculated	4.33		Normal : <4 Low risk : 4 - 6 High risk : >6
LDL Cholesterol/HDL Ratio Method:Calculated	2.83		Ideal : < 2 Good : 2 - 5 Bad : > 5

* Sample processed at Parkline

--- End Of Report ---

Dr.Jyothi Kiranmai
Regd. No: 52272
MD PATHOLOGY




PARKLINE DIAGNOSTICS PVT. LTD.

L.G. 3, 4 & 5, Bhuvana Towers, S.D. Road, Secunderabad - 500 003 Tel : 040-42038139, 27845852
7995421787, 7093445852 Email : parklinediagnostics@gmail.com www.parklinediagnostics.com



NABL Accredited
Certificate No.:MC-2566

TEST REPORT

Name : **MRS.M. SAROJA [SPOUSE]** TID/SID : UMR1285882/ 26408826
Age / Gender : 41 Years / Female Registered on : 28-Nov-2023 / 09:34 AM
Ref.By : - Collected on : 28-Nov-2023 / 09:35 AM
Req.No  Reported on : 28-Nov-2023 / 12:19 PM
Reference : Medi Wheel
BIL3708308

DEPARTMENT OF CLINICAL CHEMISTRY I

Liver Function Test (LFT), Serum

Investigation	Observed Value	Units	Biological Reference Interval
Total Bilirubin. Method:Diazo with sulphanilic acid	0.43	mg/dL	0.3-1.2 mg/dL
Direct Bilirubin. Method:Diazo with sulphanilic acid	0.13	mg/dL	0.00-0.40 mg/dL
Indirect Bilirubin. Method:Calculated	0.30	mg/dL	0.2-0.8 mg/dL
Alanine Aminotransferase ,(ALT/SGPT) Method:IFCC without P5P	13	U/L	10-40 U/L
Aspartate Aminotransferase,(AST/SGOT) Method:IFCC without P5P	19	U/L	10-40 U/L
ALP (Alkaline Phosphatase). Method:AMP-IFCC	56	U/L	30-115 U/L
PROTEINS			
Total Protein. Method:Biuret	7.09	g/dL	6.0-8.0 g/dL
Albumin. Method:Bromocresol Green (BCG)	4.23	g/dL	3.5-4.8 g/dL
Globulin. Method:Calculated	2.86	g/dL	2.3-3.5 g/dL
A/GRatio. Method:Calculated	1.48		0.8-2.0
Gamma GT. Method:IFCC-Enzymatic	14	U/L	7.0-50.0 U/L

* Sample processed at Parkline

--- End Of Report ---

Dr.Jyothi Kiranmai
Regd. No: 52272
MD PATHOLOGY




PARKLINE DIAGNOSTICS PVT. LTD.

L.G. 3, 4 & 5, Bhuvana Towers, S.D. Road, Secunderabad - 500 003 Tel : 040-42038139, 27845852
7995421787, 7093445852 Email : parklinediagnostics@gmail.com www.parklinediagnostics.com



NABL Accredited
Certificate No.:MC-2566

TEST REPORT

Name : **MRS.M. SAROJA [SPOUSE]** TID/SID : UMR1285882/ 26408826
Age / Gender : 41 Years / Female Registered on : 28-Nov-2023 / 09:34 AM
Ref.By : - Collected on : 28-Nov-2023 / 09:35 AM
Req.No  Reported on : 28-Nov-2023 / 12:17 PM
Reference : Medi Wheel
BIL3708308

DEPARTMENT OF CLINICAL CHEMISTRY I

Thyroid Profile (T3,T4,TSH), Serum

Investigation	Observed Value	Units	Biological Reference Interval
Triiodothyronine Total (T3) Method:Enhanced chemiluminescence	1.51	ng/mL	0.970-1.69 ng/mL
Thyroxine Total (T4) Method:Enhanced chemiluminescence	10.2	µg/dL	5.53-11.0 µg/dL
Thyroid Stimulating Hormone (TSH) Method:Enhanced chemiluminescence	1.83	µIU/mL	0.400-4.049 µIU/mL

Note: Change in method and reference range
NOTE:

TSH - Reference ranges during pregnancy:*

1st Trimester : 0.10 - 2.50

2nd Trimester : 0.20 - 3.00

3dr Trimester : 0.30 - 3.00

*As per the Guidelines of American Thyroid Association for the diagnosis and management of thyroid disease during pregnancy and post partum.

1.Primary Hyperthyroidism is accompanied by elevated T3 & T4 values along with depressed TSH level.

2.Primary Hypothyroidism is accompanied by depressed T3 & T4 levels and elevated TSH levels.

3.Normal T4 levels accompanied by high T3 levels are seen in patients with T3 Thyrotoxicosis.

4.Slightly elevated T3 levels may be found in pregnancy and estrogen therapy, while depressed levels may be encountered in severe illness, malnutrition, renal failure and during therapy with drugs like propranolol and propylthiouracil.

5.Although elevated TSH levels are nearly always indicative of primary hypothyroidism, rarely they can result form TSH secreting pituitary tumors(secondary).

* Sample processed at Parkline

--- End Of Report ---

Dr.Jyothi Kiranmai
Regd. No: 52272
MD PATHOLOGY




PARKLINE DIAGNOSTICS PVT. LTD.

L.G. 3, 4 & 5, Bhuvana Towers, S.D. Road, Secunderabad - 500 003 Tel : 040-42038139, 27845852
7995421787, 7093445852 Email : parklinediagnostics@gmail.com www.parklinediagnostics.com



NABL Accredited
Certificate No.:MC-2566

TEST REPORT

Name : **MRS.M. SAROJA [SPOUSE]** TID/SID : UMR1285882/ 26408826
Age / Gender : 41 Years / Female Registered on : 28-Nov-2023 / 09:34 AM
Ref.By : - Collected on : 28-Nov-2023 / 09:35 AM
Req.No  Reported on : 28-Nov-2023 / 12:19 PM
Reference : Medi Wheel
BIL3708308

DEPARTMENT OF CLINICAL CHEMISTRY I

Uric Acid, Serum

Investigation	Observed Value	Units	Biological Reference Interval
Uric Acid. Method:Uricase	4.74	mg/dL	1.9-7.5 mg/dL

* Sample processed at Parkline

--- End Of Report ---


Dr.Jyothi Kiranmai
Regd. No: 52272
MD PATHOLOGY



PARKLINE DIAGNOSTICS PVT. LTD.

L.G. 3, 4 & 5, Bhuvana Towers, S.D. Road, Secunderabad - 500 003 Tel : 040-42038139, 27845852
7995421787, 7093445852 Email : parklinediagnostics@gmail.com www.parklinediagnostics.com

TEST REPORT

Name	: MRS.M. SAROJA [SPOUSE]	TID/SID	: UMR1285882/ 26408827
Age / Gender	: 41 Years / Female	Registered on	: 28-Nov-2023 / 09:34 AM
Ref.By	: -	Collected on	: 28-Nov-2023 / 09:35 AM
Req.No	:  BIL3708308	Reported on	: 28-Nov-2023 / 16:09 PM
		Reference	: Medi Wheel

DEPARTMENT OF HEALTH CHECKUP

Glucose Urine Post Prandial

--

Urine Glucose Post Prandial	Nil	NIL
Method:Reagent strip/Reflectance photometry		

* Sample processed at Parkline

--- End Of Report ---

Yatish Sai

Dr. Yatish Sai Lanke
Regd. No: 00856
MD PATHOLOGY





PARKLINE DIAGNOSTICS PVT. LTD.

L.G. 3, 4 & 5, Bhuvana Towers, S.D. Road, Secunderabad - 500 003.

Tel : +91 40-42038139, 2784 5852, 7995421787, 7093445852,

Email parklinediagnostics@gmail.com www.parklinediagnostics.com



NABL Accredited
Certificate No.MC-2566

MEDICAL EXAMINATION REPORT

Name	Mrs. Saroja		Date :	28/11/2023	
Company	9985945127 Mediwheel		Reg. No. :	3708308	
Contact No.	9985945127		Sex	<input type="checkbox"/> M <input checked="" type="checkbox"/> F	Age : <input type="checkbox"/> 30 <input checked="" type="checkbox"/> 41
Type	Pre-Emp		Emp. No.:		
	Overseas		Height 159cm		
	Annual	<input checked="" type="checkbox"/>	Weight : 62kg		
Remarks	<p>- Advised to improve hb. level.</p> <p>- Impaired glucose tolerance - HbA_{1c} - 5.8% (Prediabetic).</p> <p>- Advice follow up for Prediabetes with life style modification (regular exercises & diet modification),</p> <p>- Rest all physical & lab. parameters wnl.</p>				
Fitness Status	Medically Fit / Unfit		<p>Dr. PRIYANKA SANNIDHI</p> <p>Physician's Signature MBBS</p> <p>Regn. No. 11351</p>		

COMPREHENSIVE MEDICAL EXAMINATION REPORT

NAME Mrs. Sasoja

AGE 41 yrs / female

MARITAL STATUS Married CHILDREN : M F

IDENTIFICATION (IF ANY) 1 mole on the frontal area

PAST HISTORY

Any family H/o : High Blood Pressure, Heart Disease, Tuberculosis, Diabetes, Asthma, Cancer

Mother

Any personal H/o Major illness like : Typhoid.....NIL Jaundice.....NIL Etc.

Any H/o STD..... Skin infection.....NIL

H/o Blood Transfusion.....NIL Recent Vaccination.....COVISHIELD x 2 doses.

H/o Epilepsy..... Giddiness.....NIL

H/o Surgery.....2 LSCs 2005, 2008 Fracture in the past.....NIL

Any Personal H/O.

High Blood Pressure, Heart Disease Tuberculosis, Diabetes, Asthma, Cancer

Drug Abuse, Drug Allergy, Micturition, Bowels, Alcohol, Smoking, Sleep, MC, Wt. Loss/Wt. Gain

Present illness / Medication

GENERAL EXAMINATION

Conjunctiva :
Skin :
Ears : NAD
Nose :
Throat & Oral Cavity :

Bone, Joints : N
Nutritional Status : Well Nourished
Lymph Nodes : NPD
Edema Feet : NIL
Varicose Veins : NIL

Distant Vision : Near Vision :

Right Eye: 6/12 - 1.50 sph b/l

Right Eye: Ng

With glasses / Without glasses

With glasses / Without glasses

left Eye: 6/12 - 1.50 sph b/l

left Eye: Ng

with glasses / without glasses

with glasses / without glasses

Colour Vision: BE normal

Ophthalmologist's Signature

Right Ear

Left Ear

Hearing: (N)

(N)

Rinee's Test ;

Weber Test :

Discharge: NIL

NIL

SYSTEMIC EXAMINATION

Pulse: 86 bpm

B.P.: 100/80 mmHg

Lungs : A. Shape of Chest B/L symmetrical
B. Breath Sounds B/L - clear ⊕
C. Adventitious Sounds No

Heart : A. Sounds S1 S2 ⊕
B. Murmurs NO

Nervous System

Abdomen : A. Liver NPD
B. Spleen NPD
C. Piles NO
D. Any Lump NO

A. Higher Function :
B. Cranial Nerves :
C. Sensory System : (N)
D. Motor System :
E. Jerks :

General : A. Hernia
B. Hydrocele NPD
C. Varicocele

Breast : Rt _____ Lt. _____



PARKLINE DIAGNOSTICS PVT. LTD.

L.G. 3, 4 & 5, Bhuvana Towers, S.D. Road, Secunderabad - 500 003 Tel : 040-42038139, 27845852
7995421787, 7093445852 Email : parklinediagnostics@gmail.com www.parklinediagnostics.com



NABL Accredited
Certificate No. M-0862

ENT CONSULTATION

S.No. ~~22~~ 3708308

Emp.No.

Date 28/11/2023

Name Mrs. Saroja

Age 41 Yrs

Sex M/F

EARS :

Right

Left

EAC

: patent no cerumen.

- do

TM

: Distant. pearly white

- do

TFT

: Cone of light

Rinne's +ve

Rinne's +ve

Weber's - Central

NOSE

: Septum + @, Bil. P. sinusitis @, polyp. @, mucoid

THROAT

: Oropharynx + @, Bil. v.c.s @, mild

NECK

: @

IMPRESSION

: ENT clinically NAD.

Consultant ENT

Dr. D. Hari Krishna Reddy
MS (ENT)
Head & Neck Surgeon
Reg. No: 88379



PARKLINE DIAGNOSTICS PVT. LTD.

L.G. 3, 4 & 5, Bhuvana Towers, Sarojini Devi Road, Secunderabad - 500 003 Tel : 040 - 4203 8139, 2784 5852
7995421787, 7093445852 Email : parklinediagnostics@gmail.com www.parklinediagnostics.com

TEST REPORT

Name	: Mrs . M.SAROJA [SPOUSE]	TID	: UMR1286107
Age / Gender	: 41 Years / Female	Registered on	: 28-Nov-2023 01:01 PM
Ref.By	: C/O MEDI WHEEL	Reported On	: 28-Nov-2023 01:11 PM
Req. No	: BIL3709222	Reference	: -

DEPARTMENT OF ULTRASOUND Ultrasound Sonomammography Bilateral

Skin and subcutaneous tissues are normal.

Both breast show normal fibroglandular parenchyma.


No focal lesions seen.

Retroareolar and retromammary tissues are normal.

No axillary Lymphadenopathy seen.

IMPRESSION : No obvious sonographic abnormality detected.

Advised : Clinical correlation.


Dr. PRAJAKTA SUKHADEVI
DNB RADIOLOGY
Reg. No. 68493



PARKLINE DIAGNOSTICS PVT. LTD.

L.G. 3, 4 & 5, Bhuvana Towers, Sarojini Devi Road, Secunderabad - 500 003 Tel : 040 - 4203 8139, 2784 5852
7995421787, 7093445852 Email : parklinediagnostics@gmail.com www.parklinediagnostics.com

TEST REPORT

Name	: Mrs. M. SAROJA [158566]	TID	: UMR1285882
Age / Gender	: 41 Years / Female	Registered on	: 28-Nov-2023 09:34 AM
Ref.By	:	Reported On	: 28-Nov-2023 01:11 PM
Req. No	: BIL3708308	Reference	: Medi Wheel

DEPARTMENT OF ULTRASOUND Ultrasound Whole Abdomen

LIVER : Normal in size and echotexture. No focal lesions.
No IHBD /CBD dilatation. Portal vein is normal.

SPLEEN : Normal in size and echotexture. No focal lesion seen.

GALL BLADDER : Well distended. No sludge / gall stones / sol.
Gall bladder - Wall thickness is normal.
No pericholecystic oedema.

PANCREAS : Normal in size and echotexture.No calcification / sol.
Pancreatic duct is normal. No peripancreatic fluid collection.

RIGHT KIDNEY : 10.92 x 4.34 cms.
Normal in size and echotexture.
Cortical thickness is normal.
No evidence of calculi / sol.
Pelvi calyceal system is normal.

LEFT KIDNEY : 9.87 x 4.12 cms.
Normal in size and echotexture.
Cortical thickness is normal.
No evidence of calculi / sol.
Pelvi calyceal system is normal.

URINARY BLADDER : Well distended.Normal in contour.
Wall thickness is normal. No calculus / sol.

UTERUS : Anteverted measuring 8.92 x 4.86 x 3.83 cms - Normal in size and echotexture.
No space occupying lesion is seen.
Cervix is normal in size and echopattern.

ENDOMETRIUM : 9 mm -Normal.

OVARIES : Right ovary :2.31 x 2.01 cms and Left ovary : 2.86 x 2.14 cms.
Both ovaries normal in size and echotexture.
No adnexal mass seen.
No fluid in POD.

IMPRESSION : Normal Study.
Clinical correlation.


Dr. PRAJAKTA SUKHADEVE
DNB RADIOLOGY
Reg. No. 68493



PARKLINE DIAGNOSTICS PVT. LTD.

L.G. 3, 4 & 5, Bhuvana Towers, Sarojini Devi Road, Secunderabad - 500 003 Tel : 040 - 4203 8139, 2784 5852
7995421787, 7093445852 Email : parklinediagnostics@gmail.com www.parklinediagnostics.com

TEST REPORT

Name : Mrs . M. SAROJA [SPOUSE]
Age / Gender : 41 Years / Female
Ref.By :
Req. No : BIL3708308

TID : UMR1285882
Registered on : 28-Nov-2023 09:34 AM
Reported On : 28-Nov-2023 06:27 PM
Reference : Medi Wheel

X-RAY CHEST PA VIEW


Prominent vascular markings in bilateral perihilar region.

Cardia is normal.

C P angles are free.

Bony cage is normal.

Soft tissues are normal.


Dr. UZMA TANVEER
DMRD
Regd.No: 23839
Consultant Radiologist

PATIENT SUMMARY REPORT

PARKLINE DIAGNOSTICS PVT.LTD

ID : 3708308
NAME : **MRS M SAROJA**
AGE / SEX : 41 / FEMALE

HEIGHT (cm) : 159
WEIGHT (kg) : 62
PROTOCOL : BRUCE

REF. BY : MEDIWHEEL
DONE BY : DR PRASHANT P
TECHNICIAN : G.M.SURESH

CASE HISTORY :
MEDICATION :
OBJECT OF TEST : Routine Check Up.
RISK FACTOR : None.
ACTIVITY : Very Active.
OTHER INVESTIGATION : E C G
REASON FOR TERMINATION : THR ACHIEVED
EXERCISE TOLERANCE : Good (> 10 METS).
EXERCISE INDUCED ARRHYTHMIAS : No.
HAEMO RESPONSE : Normal.
CHRONO RESPONSE : Normal.
FINAL IMPRESSION :
EXTRA COMMENTS :

*Mr Negative for
Ischemia*

Dr. P. PRASHANT MARUTI
DM., Cardiology
Consultant Interventional Cardiologist
Reg. No. TSMC/FMR/25860

Confirmed By: _____

MRS. M. SAROJA
Female 41Years

HR : 64 bpm
P : 98 ms
PR : 125 ms
QRS : 87 ms
QT/QTc : 410/425 ms
P/QRS/T : 60/20/47 °
RV5/SV1 : 0.917/0.597 mV

Diagnosis Information:
Sinus Rhythm
Normal ECG

W.N.L

[Signature]
Jr. P. PRASHANT MARCH
DM., Cardiologist
Consultant Interventional Cardiologist
Reg. No. TSMC/FMR/25860

Report Confirmed by:

MRS. M. SAROJA Female 41Years

