

Indus Health Plus - General Medical Examination Form

Health Checkup Center	SBMC
Health Checkup Date	10/02/2024
Name of the Company	Apollo
Beneficiary Name	Priya Garg

Age	27yrs
Gender	F

Height	164cm
Weight	65kg
Blood Group	O+

Personal History	
Diet	veg
Exercise	NO
Alcohol	NO
Smoking	NO

Vital Parameters	
BP (mm of Hg)	130/80 mmHg
Pulse Rate (Min)	80/min
Respiratory Rate (Min)	18/min
Temperature	98.2° F

Past History	Diabetes/Hypertension/Asthma/COPD/TB Epilepsy/Bleeding Disorders/History of Trauma/History of Surgery	If Any Past History - (Mention)- Jaundice - in childhood BLE Laxik - 2022
---------------------	--	--

Allergy History	Nil
Family History	Father - HTN, DM / Mother - HTN
Menstrual History	Reg cycles LMP - 01/02/24

General Examination -

Sr.No	System Review	Comments/Remarks
1	Pallor	NO
2	Icterus	NO
3	Clubbing	NO
4	Cyanosis	NO
5	Edema	NO
6	Lymphadenopathy	NO
7	Respiratory System (Breath Sound)	AEBE
8	Cardiovascular System - S1 S2 <u>+</u> Murmurs <u>NO</u>	
9	Central Nervous System	NAD
10	Per Abdomen	Soft, NT
11	Skin (Optional)	NAD
12	Joints (Optional)	NAD
13	Ear - Nose and Throat (Optional)	NAD
14	Any Other Findings	-

Indus Health Plus (P) Ltd.

Indus House, Pride Port, Model Colony, Pune - 411016

Contact. No - 02071772525 | **Corporate Care** - 02071772525 | **Email:** corporatecare@indushealthplus.com
www.indushealthplus.com

Ophthalmic (Eye) Checkup Details -

Eye Checkup		Corrected	Uncorrected
Visual	Right		6/6
	Left		6/6
Near Vision	Right		NJ
	Left		NJ

Color Vision	Right Eye	Left Eye
	N	N

Color Blindness	Right Eye	Left Eye
	NO	NJ

Eye Checkup Impression/Remarks/Abnormalities -

Remarks/Observations/Medical Recommendations -

- 1) TSH ↑ → advised to do Free T3/T4. Consult Endocrinologist with reports.
- 2) Hb low → adv Sr. iron studies & Hb electrophoresis
- 3) ESR ↑. Repeat ESR X 15 days

Fitness as per Endocrinologist.

Fitness Status (Circle or Tick)	Fit	Unfit

For Examining Doctors -

Examining Doctor Name and Signature -

Jmistry

DR. HAVOVEE MISTRY KAPADIA MBBS, FCPS
 APPROVED BY DG SHIPPING (GOI)
 CONSULTANT IN MARINE MEDICINE & AVIATION MEDICINE
 REG NO. MMC: 80374
 A-101-102, HERITAGE PLAZA, TELI CROSS LANE
 ANDHERI EAST, MUMBAI-400 069.
 SEA BIRD MEDICARE CENTRE

Stamp -



Examining Date & Time -

10/2/24

Indus Health Plus (P) Ltd.

Indus House, Pride Port, Model Colony, Pune - 411016

Contact. No - 02071772525 | **Corporate Care** - 02071772525 | **Email:** corporatcare@indushealthplus.com

www.indushealthplus.com



Sea Bird
Sea Bird Medicare Centre

Report ID : **PGM10210543** Reg. : **10-Feb-2024**
Patient Name : **Ms. PRIYA GARG** Report Date : **12-Feb-2024**
Rank : Company Name : **M/S. APOLLO HEALTH AND LIFESTYLE**
Ref By : **DR. MUKUL ARTE** Age/Sex : **27 Year / Female**

CHEST X RAY REPORT

X-Ray No : 1748

Investigation : Chest PA View.

Bony thoracic cage is normal.

Cardiac silhouette appears normal in size and configuration.

Both lungs shows equal translucency and normal vasculature.

Both Hemidiaphragm visualised normal.

No evidence of any active parenchymal lesion seen.

Impression :

Normal Chest X-Ray.

Dr. Jacob
Mathew MD

Proudly... Caring For You

HO- Sea Bird Medicare Centre (ISO 9001:2015): A-101-102, Heritage Plaza, Teli Cross Lane, Andheri East (Nr. Station), Mumbai- 69. Tel: 022- 46032704

Powai: 022-25701053 / 25704157

Kochi: 0484- 2322022 / 4032022

Website: www.seabirdhf.com | Email: seabird@seabirdhf.com



Report ID : **PGM10210543** Reg. : **10-Feb-2024**
Patient Name : **Ms. PRIYA GARG** Report Date : **12-Feb-2024**
Rank : Company Name : **M/S. APOLLO HEALTH AND LIFESTYLE**
Ref By : **DR. MUKUL ARTE** Age/Sex : **27 Year / Female**

SONOGRAPHY (ABDOMEN AND PELVIS)

Ref No : 10/02/2024

Investigation : Abdomen And Pelvis Sonography

The real-time Sonography using 3.5 MHZ transducer shows:

Liver normal in size and echotexture.

The GB, Pancreas & Spleen are within normal limits.

Both Kidneys are normal in size, position and echogenicity; CM differentiation normal.
No hydronephrosis or calculi noted.

Bladder normal in contour, capacity and wall thickness; No vesical calculi noted.

This sonography study does not rule out intestinal lesions or mucosal lesions of other Viscera.

Impression :

No Significant abnormality noted on the study.


Dr. Jacob
Mathew MD

Proudly... Caring For You

HO- Sea Bird Medicare Centre (ISO 9001:2015): A-101-102, Heritage Plaza, Teli Cross Lane, Andheri East (Nr. Station), Mumbai- 69. Tel: 022- 46032704

Powai: 022-25701053 / 25704157

Kochi: 0484- 2322022 / 4032022

Website: www.seabirdhf.com | Email: seabird@seabirdhf.com



Report ID : PGM10210543
Patient Name : Ms. PRIYA GARG
Rank :
Ref By : DR. MUKUL ARTE
Location : SEA BIRD- ANDHERI

Reg. : 10-Feb-2024
Report Date : 10-Feb-2024
Company Name : M/S. APOLLO HEALTH AND
Age/Sex : 27 Year / Female

HEMATOLOGY

INVESTIGATION


Complete Blood Count

INVESTIGATION	OBSERVED VALUE	UNITS	REFERENCE RANGE
Haemoglobin	12.5	gm/dl	13-18 gm/dl
Total W.B.C	7300	/cu.mm	4000-11000 /cu.mm
Neutrophils	64	%	50-70 %
Lymphocytes	34	%	20-40 %
Eosinophils	02	%	0-7 %
Monocytes	00	%	0-8 %
Basophils	00	%	0-2 %
R.B.C Total	4.44	millions/cu .mm	4.5-5.5 millions/cu.mm
P.C.V	36.1	%	42-55 %
MCV	81.3	femolitre	80-96 femolitre
MCH	28.2	picogram	27-33 picogram
MCHC	34.7	%	32-36 %
W.B.C Morphology	Normal		
Platelet Count	350000	/cu.mm	150000-450000 /cu.mm
Blood Group			
Blood Group	O Positive		
ESR			
ESR	65	mm/hr	0-15 mm/hr

---END OF REPORT---

Kindly Correlate with clinical conditions.

Remark : ---


DR.SANDIP MOHANRAO HUDDEDAR
MBBS, DCP
Pathologist


M O I C


SONALI VASANT ADELKAR
Lab Technician

Proudly... Caring For You

HO- Sea Bird Medicare Centre (ISO 9001:2015): A-101-102, Heritage Plaza, Teli Cross Lane, Andheri East (Nr. Station), Mumbai- 69. Tel: 022- 46032704

Powai: 022-25701053 / 25704157

Kochi: 0484- 2322022 / 4032022

Website: www.seabirdhf.com | Email: seabird@seabirdhf.com



Sea Bird

Sea Bird Medicare Centre

Report ID : **PGM10210543**
Patient Name : **Ms. PRIYA GARG**
Rank :
Ref By : **DR. MUKUL ARTE**
Location : **SEA BIRD- ANDHERI**

Reg. : **10-Feb-2024**
Report Date : **10-Feb-2024**
Company Name : **M/S. APOLLO HEALTH AND**
Age/Sex : **27 Year / Female**

BIO-CHEMISTRY

INVESTIGATION

Liver Function Test

<u>INVESTIGATION</u>	<u>OBSERVED VALUE</u>	<u>UNITS</u>	<u>REFERENCE RANGE</u>
SGOT	17	IU/L	0-37 IU/L
SGPT	15	IU/L	9-43 IU/L
GGT	12	IU/L	0-49 IU/L
Sr.Bilirubin (T)	0.2	mg/dl	0.2-1.2 mg/dl
Sr.Bilirubin (D)	0.1	mg/dl	0.0-0.3 mg/dl
Sr.Bilirubin (I)	0.1	mg/dl	
Total Protein	6.4	g/dl	6.0-8.0 g/dl
Sr.Albumin	4.0	g/dl	3.2-5.0 g/dl
Sr.Globulin	2.4	g/dl	2.0 3.5 g/dl
A/G Ratio	1.6		
Alkaline Phosphatase	63	IU/L	40-129 IU/L

Renal Function Test

BUN	07	mg/dl	6-21 mg/dl
Sr.Creatinine	0.7	mg/dl	0.7-1.4 mg/dl
Uric Acid	3.8	mg/dl	2.5-7.2 mg/dl

Blood Sugar Estimation

Fasting Blood Sugar	104	mg/dl	70-110 mg/dl
Fasting Urine Sugar	Absent		
Post Prandial Blood Sugar	112	mg/dl	70-140 mg/dl
Post Prandial Urine Sugar	Absent		

---END OF REPORT---

Kindly Correlate with clinical conditions.

Remark : ---


DR.SANDIP MOHANRAO HUDDEDAR
MBBS, DCP
Pathologist


M O I C

SONALI VASANT ADELKAR
Lab Technician

Proudly... Caring For You

HO- Sea Bird Medicare Centre (ISO 9001:2015): A-101-102, Heritage Plaza, Teli Cross Lane, Andheri East (Nr. Station), Mumbai- 69. Tel: 022- 46032704

Powai: 022-25701053 / 25704157

Kochi: 0484- 2322022 / 4032022

Website: www.seabirdhf.com | Email: seabird@seabirdhf.com



Report ID : **PGM10210543**
Patient Name : **Ms. PRIYA GARG**
Rank :
Ref By : **DR. MUKUL ARTE**
Location : **SEA BIRD- ANDHERI**


Reg. : **10-Feb-2024**
Report Date : **10-Feb-2024**
Company Name : **M/S. APOLLO HEALTH AND**
Age/Sex : **27 Year / Female**


LIPID PROFILE

<u>INVESTIGATION</u>	<u>OBSERVED VALUE</u>	<u>UNITS</u>	<u>REFERENCE RANGE</u>
Serum. CHOLESTEROL (CHOD - PAP)	181	mg /dl	145-240 mg/dl
Serum. TRIGLYCERIDE (GPO - PAP)	67	mg /dl	25-160 mg/dl
S.HDL CHOLESTEROL	64	mg/dl	35-65 mg/dl
VLDL CHOLESTEROL	13.4	mg/dl	Upto 40
LDL CHOLESTEROL (calculate)	103.6	mg/dl	Upto 150
CHOL/HDL CHOL(Ratio)	2.8		Upto 5.0
LDL CHOL/HDL RATIO	1.6		0-3.0

---END OF REPORT---

Kindly Correlate with clinical conditions.
Remark : ---


DR.SANDIP MOHANRAO HUDDEDAR
MBBS, DCP
Pathologist


M O I C


SONALI VASANT ADELKAR
Lab Technician

Proudly... Caring For You

HO- Sea Bird Medicare Centre (ISO 9001:2015): A-101-102, Heritage Plaza, Teli Cross Lane, Andheri East (Nr. Station), Mumbai- 69. Tel: 022- 46032704

Powai: 022-25701053 / 25704157

Kochi: 0484- 2322022 / 4032022

Website: www.seabirdhf.com | Email: seabird@seabirdhf.com



Report ID : **PGM10210543**
Patient Name : **Ms. PRIYA GARG**
Rank :
Ref By : **DR. MUKUL ARTE**
Location : **SEA BIRD- ANDHERI**

Reg. : **10-Feb-2024**
Report Date : **10-Feb-2024**
Company Name : **M/S. APOLLO HEALTH AND**
Age/Sex : **27 Year / Female**

URINE ROUTINE

INVESTIGATION


OBSERVED VALUE UNITS REFERENCE RANGE

Colour	PALE YELLOW		PALE YELLOW
Appearance	CLEAR		CLEAR
Specific Gravity	1.010		1.030
pH	ACIDIC		ACIDIC
Odour	AROMATIC		AROMATIC
Proteins (UR)	ABSENT		ABSENT
Sugar	ABSENT		ABSENT
Bile Salts	ABSENT		ABSENT
Bile Pigments	ABSENT		ABSENT
Ketones (UR)	ABSENT		ABSENT
Occult Blood	ABSENT		ABSENT
Urobilinogen(UR)	ABSENT		ABSENT
Pus Cells (UR)	2-3	/hpf	2-3/hpf
RBC cells	ABSENT	/hpf	2-3/hpf
Epithelial Cells	1-2	/hpf	1-2/hpf
Casts (UR)	ABSENT	/hpf	
Crystals	ABSENT	/hpf	
Bacteria (UR)	ABSENT		ABSENT
Others (UR)	ABSENT		

---END OF REPORT---

Kindly Correlate with clinical conditions.

Remark : ---


DR.SANDIP MOHANRAO HUDDEDAR
MBBS, DCP
Pathologist


M O I C


SONALI VASANT ADELKAR
Lab Technician

Proudly... Caring For You

HO- Sea Bird Medicare Centre (ISO 9001:2015): A-101-102, Heritage Plaza, Teli Cross Lane, Andheri East (Nr. Station), Mumbai- 69. Tel: 022- 46032704

Powai: 022-25701053 / 25704157

Kochi: 0484- 2322022 / 4032022

Website: www.seabirdhf.com | Email: seabird@seabirdhf.com



Report ID : **PGM10210543**
Patient Name : **Ms. PRIYA GARG**
Rank :
Ref By : **DR. MUKUL ARTE**
Location : **SEA BIRD- ANDHERI**

Reg. : **10-Feb-2024**
Report Date : **10-Feb-2024**
Company Name : **M/S. APOLLO HEALTH AND**
Age/Sex : **27 Year / Female**

GLYCOSYLATED HEMOGLOBIN (HbA1c)

<u>INVESTIGATION</u>	<u>OBSERVED VALUE</u>	<u>UNITS</u>	<u>REFERENCE RANGE</u>
HbA1c	5.7	%	4.5-6.3%

Sample: Whole Blood
Method : DCCT

HbA1c-DEGREE OF GLUCOSE CONTROL


>8 % - ACTION SUGGESTED
7-8 % - GOOD CONTROL
6-7 % - NEAR NORMAL GLYCEMIA
<6 % - NON DIABETIC LEVEL

INFORMATION: GLYCOSYLATED HEMOGLOBIN ACCUMULATES WITHIN THE RED BLOOD CELLS AND EXISTS IN THIS FORM THROUGHOUT THE LIFESPAN OF RED CELLS. THUS A SINGLE HbA1c VALUE TAKEN EVERY 2 TO 3 MONTHS SERVES OVER THOSE MONTHS. THE MEASUREMENT OF HbA1c HAS BEEN USED AS AN INDEX OF METABOLIC CONTROL OF DIABETES DURING THE PRECEDING TWO TO THREE MONTHS PROVIDING PHYSICIAN WITH AN OBJECTIVE LOOK AT PATIENT'S DIABETES CONTROL. HbA1c IS NOT AFFECTED BY FACTORS LIKE INTAKE OF CARBOHYDRATES, TIMING OF ANTI-DIABETES DRUG, DAILY ACTIVITIES

---END OF REPORT---

Kindly Correlate with clinical conditions.

Remark : ---


DR. SANDIP MOHANRAO HUDDEDAR
MBBS, DCP
Pathologist


M O I C


SONALI VASANT ADELKAR
Lab Technician

Proudly... Caring For You



Sea Bird

Sea Bird Medicare

NAME : PRIYA GARG
AGE/SEX : 27 YRS / F
COMPANY : APOLLO
DATE : 10/02/2024

2D ECHOCARDIOGRAPHY AND COLOR DOPPLER STUDY

2D ECHOCARDIOGRAPHY FINDINGS:

1. Normal sized LV with good contractility. LVEF appears to be 60 %.
No regional wall motion abnormality seen.
2. Structurally normal cardiac valves.
3. Normal sized RV with good contractility.
RA and LA are normal in size.
4. No obvious clot seen.
5. No vegetations or pericardial effusion.
6. Intact IVS/IAS.

SPECTRAL AND COLOR DOPPLER STUDY:

Normal flow velocities and color flow mapping seen across both atrioventricular and semilunar valves. No intracardiac shunt or regurgitation noticed.
Doppler estimated Pulmonary artery pressure is 17 mm Hg.

Impression

Normal LV systolic function
Normal sized cardiac chambers.
Normal cardiac valves.
No clots/ vegetations.
No Pericardial effusion
No Pulmonary Artery Hypertension

DR. JACOB MATHEW MD, DMM, DTCD
PHYSICIAN MARINE MEDICINE

DR. JACOB MATHEW MD. DMM. DTCD
Reg. No. (M.M.C) 42950

'A' Wing 102, Heritage Plaza, Tello Cross Lane,
Near Apollo Hospital, Sec. 4, Gurgaon, Haryana
SEA BIRD MEDICARE CENTRE

NOTE :

NORMAL 2D ECHOCARDIOGRAPHY REPORT DOES NOT REPLACE OUR CRITICAL CAD.
KINDLY CORRELATE CLINICALLY.

M-MODE MEASUREMENTS**NORMAL VALUES****MITRAL VALVE**

DE AMPLITUDE	09mm	(20-37mm)
EF SLOPE	100 mm/sec	(18-150mm/sec)
EPSS	03 mm	(less than 5mm)

TRICUSPID VALVE **NORMAL**

PULMONARY VALVE

EF SLOPE	NORMAL
a WAVE	NORMAL
SYSTOLIC NOTCH	ABSENT

AORTIC VALVE

STRUCTURE	NORMAL	
CLOSURE LINE	CENTRAL	
CUSPAL OPENING	16 mm	(15-26mm)
AO ROOT	19 mm	(20-37mm)

LA **21 mm** **(19-40mm)**

RV/LV MEASUREMENTS

RVID(d)	15 mm	(7-23mm)
LVID(d)	42 mm	(36-56mm)
LVID(s)	22 mm	(24-42mm)
IVS (d)	08 mm	(6-12mm)
LVPW(d)	08 mm	(6-11mm)
LVEF	60%	(50%-70%)

To

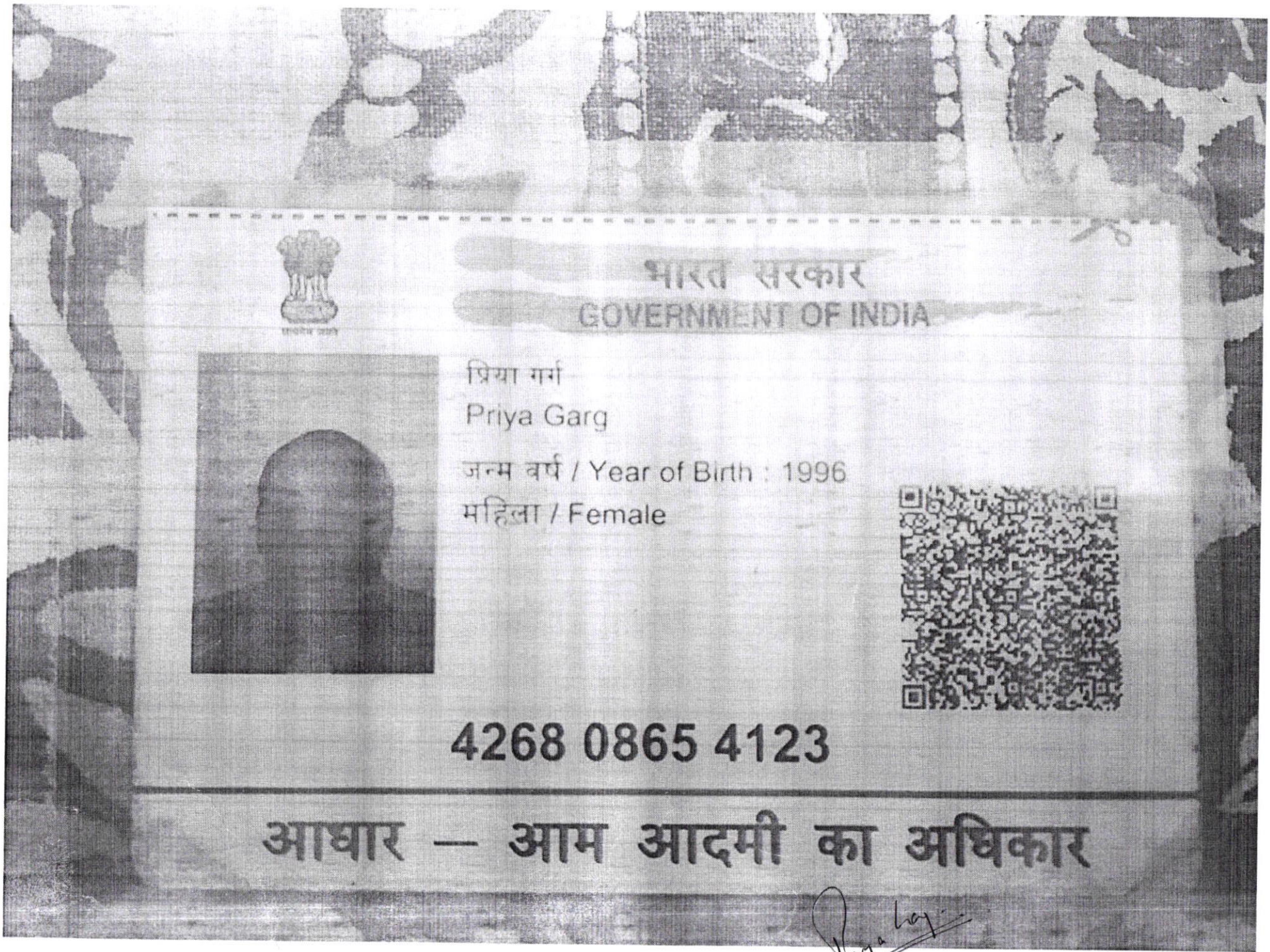
Sea Biral
Medicare Centre
Mumbai,

Dear Ma'am,


I am not willing for Pap Smear test.

Regards
Preraj Singh





भारत सरकार
GOVERNMENT OF INDIA



प्रिया गर्ग
Priya Garg

जन्म वर्ष / Year of Birth : 1996
महिला / Female



4268 0865 4123

आधार - आम आदमी का अधिकार

Priya Garg

LABORATORY TEST REPORT

ID : 2474923 Collection : 10/02/24, 02:36 PM Client Name : Sea Bird Medicare
 Name : PRIYA GARG Received : 10/02/24, 02:37 PM Pvt Ltd - PP1921
 DOB/Age : 27 years Reported : 10/02/24, 05:32 PM Client Address : MUMBAI
 Gender : Female Ref. Doctor : SELF



Test Description	Value(s)	Unit(s)	Reference Range
------------------	----------	---------	-----------------

Thyroid Profile, Total (T3,T4,TSH)

T3-Total* (Serum,CLIA)	133.42	ng/dL	70 - 204
T4-Total* (Serum,CLIA)	9.09	ug/dL	5.93-13.29
TSH-Ultrasensitive* (Serum,CLIA)	8.251	uIU/mL	0.38-5.33

Comments:

Kindly correlate clinically.

Interpretation

It is recommended to interpret serum TSH levels with thyroid hormone levels (especially T4 levels) taking into consideration the clinical status of patient. Pitfalls in the interpretation of the serum TSH alone are in patients with recent treatment for thyrotoxicosis, non-thyroidal illness(acute severe illness or chronic illness), central hypothyroidism, confounding medications.

For TSH :

1st trimester - 0.3-4.5, 2nd trimester - 0.5-4.6, 3rd trimester - 0.8-5.2

Condition	TSH	T4	T3
Primary Hypothyroidism	Increased	Low	Normal /Low
Subclinical Hypothyroidism	Increased	Normal	Normal
Primary Hyperthyroidism	Decreased	Increased	Increased
T3 Toxicosis	Decreased	Normal	Increased
Subclinical Hyperthyroidism	Decreased	Normal	Normal
Central Hyperthyroidism/ Thyroid Hormone Resistance	Increased /Normal	Increased	Increased
Central Hypothyroidism / Non Thyroidal Illness	Increased /Normal	Decreased	Decreased



MC-2684

****END OF REPORT****

Preeti

Dr. Preeti Jain
(Consultant Pathologist)