




REVIVAL DIAGNOSTICS



HEALTH CHECK-UP SUMMARY

Name: Jayanti Kumari Chakravarty

Date: 12/03/2023

Email ID:

Sex: F Age: 31 Years Contact No: 7874730373 Remarks:

Under-weight	-
Normal	-
Over-weight	✓

i> BMI

Height (in Cm): 151 Weight (in Kg): 62 BMI: 27.2

ii> Blood Pressure & Pulse

110/72 mm/hg
84 /min

If high or low, whether the person is on medication: YES / NO

iii> Blood Tests & Lung Function Remarks

RS
CVS
CNS } Ⓟ

If abnormal, whether the person is on medication: YES / NO

iv> Eye Test Remarks

Eye Test: Ⓟ G/24 Ⓟ G/12
Color Vision: Ⓟ

v> Heart Disease

Whether any specific heart ailment detected (ECG findings):
normal

vi> Any other problems needing attention / Overall Assessment:

no

Dr. Chirag Patel
M.B.B.S. G-49432
Signature of the Doctor


Ⓟ Jayanti

 0261 2747788, 9825947712

 4th Floor, Aqua Corridor, Hazira Road, Adajan Pal, Surat-395009.

Revival Diagnostic

401, Aqua Corridor,
B/s. Star Bazar, Surat-395009
Mo. 91062-28601

 revivaldiagnostics.surat@gmail.com

 www.revivaldiagnostics.com



NAME: Jayanti Kumari Chakraborty SEX: F
BIRTHDATE: 23/02/1992 AGE: 31

DEPARTMENT OF OPHTHALMOLOGY

EYE TEST:

1. VISION:

RIGHT EYE - G/24

LEFT EYE - G/12

2. COLOR VISION:

RIGHT EYE - (2)

LEFT EYE - (2)

3. FUNDUS:

RIGHT EYE - (2)

LEFT EYE - (2)

REMARKS:

Ⓢ Jayanti

Revival Diagnostic
401, Aqua Corridor,
Bisecting Hazira Road, Adajan Pal, Surat-395009
Ophthalmologist/Optometrst
Mo. 91062-28601



0261 2747788, 9825947712



4th Floor, Aqua Corridor, Hazira Road, Adajan Pal, Surat-395009.




revivaldiagnostics.surat@gmail.com



www.revivaldiagnostics.com



REVIVAL DIAGNOSTICS



Dental Assessment Form

NAME
AGE

Jayanti Kumari Chokkavathy
31

DATE
SEX

12/02/2023
F

* CHIEF COMPLAINT

- A CLINICAL FEATURES :- normal
- 1 CAVIES :- no
- 2 MISSING TOOTH :- no
- 3 MALOCCLUSION :- no
- 4 FILLING :- (L) upper - 2nd, 3rd molar
- B DIAGNOSIS :- normal
- C PERSONAL HISTORY :- Average
- D PROVISIONAL D/G :- Normal
- E MEDICAL HISTORY :- Filling + capping
- F FINAL D/G :- (L)
- G TREATMENT PLAN :- no

CLINT SIGN

Jayanti

Revival Diagnostic

DOCTOR SIGN
401/A Corridor,
B/s. Star Bazar, Surat-395009
Mo. 91062-28601



0261 2747788, 9825947712



4TH Floor, Aqua Corridor, Hazira Road, Adajan Pal, Surat-395009.



revivaldiagnostics.surat@gmail.com



www.revivaldiagnostics.com

This Medical Report Is Not Intended For Medico-legal Purposes.
Laboratory Test Results Are Subject To Technical Limitation And Should
Be Clinically Correlate For Final Diagnosis



REVIVAL DIAGNOSTICS

Name	JAYANTI KUMARI CHAKRAVARTY	Age/Gender	31Yrs/Female
Reg No.	2322/23	Receipt No	6688
Referred By	BOB - MEDI WHEEL(PKG10000241)	Mode of Payment	CREDIT
Collection Type	CENTER	Collection DateTime	12-Mar-2023 08:16 AM

BLOOD GROUP - 1203234 Released at 12-Mar-2023 10:34 AM

Parameter	Result	Biological Ref.Range	Method
-Blood Group	"O"		
-Rh Factor	POSITIVE		

CBC - 1203232 Released at 12-Mar-2023 11:23 AM

Parameter	Result	Biological Ref.Range	Method
-Haemoglobin	11.7 gm/dL	L (12 - 16 gm/dL)	Auto
-RBC Count	4.03 mill/cumm	L (4.2 - 5.4 mill/cumm)	Auto
-Total WBC Count	5700 /cumm	(4000 - 10000 /cumm)	Auto
-Platelet Count	1.84 lakh/cumm	(1.5 - 4.5 lakh/cumm)	Auto

Blood Indices

-HCT	37.6 %	L (40 - 55 %)	Auto
-MCV	93.3 fl	H (80 - 92 fl)	Auto
-MCH	28.9 pg	(27 - 31 pg)	Auto
-MCHC	31.0 gm/dL	L (32 - 36 gm/dL)	Auto
-RDW	12.7 %	(11 - 15 %)	Auto

Diff WBC Count

-Polymorphs	60 %	(40 - 80 %)	Microscopically
-Lymphocytes	34 %	(20 - 40 %)	Microscopically
-Eosinophils	04 %	(1 - 6 %)	Microscopically
-Monocytes	02 %	(2 - 7 %)	Microscopically
-Basophils	00 %	(0 - 1 %)	Microscopically
-PLATELET ON SMEAR	Adequate		Microscopically
-MALARIAL PARASITES	Malarial Parasites Not Detected		Microscopically

[Test performed on Fully Automated Hematology Analyzer ERBA H-360]

Revival Diagnostics
401-Aqua Corridor,
Beside Star Bazar, Adajan,
Surat-395009. Mo: 9825947712



0261 2747788, 9825947712



4TH Floor, Aqua Corridor, Hazira Road, Adajan Pal, Surat-395009.



revivaldiagnostics@bbs.mca.gov.in



www.revivaldiagnostics.com

Dr. Shivangi Gandhi

MBBS, MD (Pathology)

This Medical Report Is Not Intended For Medico-legal Purposes.
Laboratory Test Results Are Subject To Technical Limitation And Should
Be Clinically Correlate For Final Diagnosis



REVIVAL DIAGNOSTICS

Name	JAYANTI KUMARI CHAKRAVARTY	Age/Gender	31Yrs/Female
Reg No.	2322/23	Receipt No	6688
Referred By	BOB - MEDI WHEEL(PKG10000241)	Mode of Payment	CREDIT
Collection Type	CENTER	Collection DateTime	12-Mar-2023 08:16 AM

ESR - 1203232 Released at 12-Mar-2023 01:52 PM

Parameter	Result	Biological Ref.Range	Method
-E.S.R	04 mm/hr	(3 - 15 mm/hr)	



Revival Diagnostics

401-Aqua Corridor,
Beside Star Bazar, Adajan,
Surat-395009. Mo. 9825947712

SG



0261 2747788, 9825947712



4TH Floor, Aqua Corridor, Hazira Road, Adajan Pal, Surat-395009.



revivaldiagnostics.m@gmail.com



www.revivaldiagnostics.com

Dr. Shivangi Gandhi

This Medical Report Is Not Intended For Medico-legal Purposes.
Laboratory Test Results Are Subject To Technical Limitation And Should
Be Clinically Correlate For Final Diagnosis



REVIVAL DIAGNOSTICS

Name	JAYANTI KUMARI CHAKRAVARTY	Age/Gender	31Yrs/Female
Reg No.	2322/23	Receipt No	6688
Referred By	BOB - MEDI WHEEL(PKG10000241)	Mode of Payment	CREDIT
Collection Type	CENTER	Collection Date/Time	12-Mar-2023 08:16 AM

FBS & PPBS - 1203233 Released at 12-Mar-2023 02:03 PM

Parameter	Result	Biological Ref.Range	Method
-Fasting Blood Sugar (FBS)	97 mg/dL	70-100 mg/dl Impaired Tolerance:100-125 Diabetes Mellitus:>=126 (On more than one occasion) (American diabetes association guidelines 2022)	
-Fasting Urine Sugar	Absent		
-Fasting Urine Acetone	Absent		
-PPBS	118 mg/dL	(90 - 140 mg/dL)	
-PP2BS URINE SUGAR	Absent		
-PP2BS URINE ACETONE	Absent		

HBA1C - 1203232 Released at 12-Mar-2023 02:03 PM

Parameter	Result	Biological Ref.Range	Method
-HBA1C	5.3 %	HbA1C Degree of Glucose Control <5.6 % Non Diabetics 5.7 - 6.4 % Prediabetics > =6.5 % Diabetics (REF:Wallace, 11th Edition) REMARKS: 6 - 7 % Excellent Control 7 - 8 % Good Control 8 - 10 % Unsatisfactory Control >10 % Poor Control	Boronate Affinity

-Method[]	High Performance Liquid Chromatography (HPLC)
-----------	---

Revival Diagnostics
401-Aqua Corridor,
Beside Star Bazar, Adajan,
Surat-395009, Mo. 9825947712



0261 2747788, 9825947712

4TH Floor, Aqua Corridor, Hazira Road, Adajan Pal, Surat-395009.

revivaldiagnostics@gmail.com



www.revivaldiagnostics.com

Dr. Shivangi Gandhi

MBBS, M.D. (Pathology)



REVIVAL DIAGNOSTICS

Name	JAYANTI KUMARI CHAKRAVARTY	Age/Gender	31Yrs/Female
Reg No.	2322/23	Receipt No	6688
Referred By	BOB - MEDI WHEEL(PKG10000241)	Mode of Payment	CREDIT
Collection Type	CENTER	Collection DateTime	12-Mar-2023 08:16 AM

LIVER FUNCTION TEST (LFT) - 1203234 Released at 12-Mar-2023 02:03 PM

Parameter	Result	Biological Ref.Range	Method
-Serum Total Bilirubin	0.3 mg/dL	(0 - 1.3 mg/dL)	Diazo
-Serum Direct Bilirubin	0.1 mg/dL	(0 - 0.4 mg/dL)	Diazo
-Serum InDirect Bilirubin	0.2 mg/dL	(0.1 - 1.3 mg/dL)	Calculated
-Total Protein (TP)	7.1 gm/dL	(6.4 - 8.3 gm/dL)	Biuret
-Albumin (ALB)	4.5 gm/dL	(3.5 - 5.2 gm/dL)	BCG
-Globulin	2.6 gm/dL	(2.3 - 3.6 gm/dL)	Calculated
-A/G Ratio	1.73 gm/dL	(1 - 2.3 gm/dL)	Calculated
-SGPT(ALT)	13 U/L	(5 - 45 U/L)	IFCC, Kinetic without Pyridoxal Phosphate
-SGOT (AST)	14 U/L	(0 - 35 U/L)	IFCC, Without Pyridoxal Phosphate
-Alkaline Phosph.	116 U/L	(42 - 128 U/L)	ALP-AMP
-GGT	16 U/L	(5 - 50 U/L)	Glupa-C

[Test performed on Fully Automated Biochemistry Analyzer ERBA EM200]

REVIVAL
DIAGNOSTICS

Revival Diagnostics
401-Aqua Corridor,
Beside Star Bazar, Adajan,
Surat-395009. Mo. 9825947712



0261 2747788, 9825947712



4TH Floor, Aqua Corridor, Hazira Road, Adajan Pal, Surat-395009.



revivaldiagnostics@rediffmail.com



www.revivaldiagnostics.com

Dr. Shivangi Gandhi

M.B.B.S., M.D. (Pathology)

This Medical Report Is Not Intended For Medico-legal Purposes.
Laboratory Test Results Are Subject To Technical Limitation And Should
Be Clinically Correlate For Final Diagnosis



REVIVAL DIAGNOSTICS

Name	JAYANTI KUMARI CHAKRAVARTY	Age/Gender	31Yrs/Female
Reg No.	2322/23	Receipt No	6688
Referred By	BOB - MEDI WHEEL(PKG10000241)	Mode of Payment	CREDIT
Collection Type	CENTER	Collection DateTime	12-Mar-2023 08:16 AM

Creatinine - 1203234 Released at 12-Mar-2023 02:03 PM

Parameter	Result	Biological Ref.Range	Method
-Creatinine	0.6 mg/dL	(0.6 - 1.14 mg/dL)	ENZYMATIC

BUN - 1203234 Released at 12-Mar-2023 11:07 AM

Parameter	Result	Biological Ref.Range	Method
-Blood Urea Nitrogen (BUN)	11 mg/dL	(6 - 20 mg/dL)	Calculated

Uric Acid - 1203231 Released at 12-Mar-2023 02:03 PM

Parameter	Result	Biological Ref.Range	Method
-Uric Acid	3.7 mg/dL	(3.5 - 7.2 mg/dL)	Uricase-POD

REVIVAL
DIAGNOSTICS

Revival Diagnostics

101-Aqua Corridor,
Reside Star Bazar, Adajan,
Surat-395009, Gujarat
Sulabh
Dr. Shivangi Gandhi
M.B.B.S., M.D. (Pathology)



0261 2747788, 9825947712



4TH Floor, Aqua Corridor, Hazira Road, Adajan Pal, Surat-395009.



revivaldiagnostics@gmail.com



www.revivaldiagnostics.com

This Medical Report Is Not Intended For Medico-legal Purposes.
Laboratory Test Results Are Subject To Technical Limitation And Should
Be Clinically Correlate For Final Diagnosis



REVIVAL

DIAGNOSTICS

Name	JAYANTI KUMARI CHAKRAVARTY	Age/Gender	31Yrs/Female
Reg No.	2322/23	Receipt No	6688
Referred By	BOB - MEDI WHEEL(PKG10000241)	Mode of Payment	CREDIT
Collection Type	CENTER	Collection DateTime	12-Mar-2023 08:16 AM

Lipid Profile - 1203234 Released at 12-Mar-2023 02:04 PM

Parameter	Result	Biological Ref.Range	Method
-Serum Cholesterol	151 mg/dL	Desirable < 200 mg/dl Borderline High : 200-239 mg/dl High : > 240 mg/dl	CHOD-PAP
-Serum Triglyceride	77 mg/dL	Normal < 150 mg/dl Borderline High : 150 - 159 mg/dl High : 200 - 499 mg/dl Very High : 500 mg/dl	GPO-POD Method
-Serum HDLD(Direct)	54 mg/dL	Normal :> 55 mg/dl Borderline : 35-55 mg/dl Undesirable: < 35 mg/dl	PVS-PEGME Precipitation with CHOD-POD
-Serum VLDL	15 mg/dL	(5 - 30 mg/dL)	Calculated
-Serum LDL(Direct)	82 mg/dL	Optimal:< 100 mg/dl Above Optimal : 100- 129 mg/dl Borderline High : 130-159 mg/dl High : > 160-189mg/dl Very High : >190 mg/dl	Calculated
-Chol/HDL	2.80	Low risk: <3.8 Medium Risk: 3.8 to 5.9 High Risk: > 6	Calculated
-LDL/Chol	1.85	Low risk: <3.55 Medium Risk: 3.55 to 4.0 High Risk: > 6	Calculated

[Test performed on Fully Automated Biochemistry Analyzer ERBA EM200]

Revival Diagnostics
401-Aqua Corridor,
Beside Star Bazar, Adajan,
Surat-395009. Mo. 9825947712



0261 2747788, 9825947712



4TH Floor, Aqua Corridor, Hazira Road, Adajan Pal, Surat-395009.



revivaldiagnostics@revivaldiagnostics.com



www.revivaldiagnostics.com

Dr. Shivangi Gandhi

MBBS, M.D. (Pathology)

This Medical Report Is Not Intended For Medico-legal Purposes.
Laboratory Test Results Are Subject To Technical Limitation And Should
Be Clinically Correlate For Final Diagnosis



REVIVAL DIAGNOSTICS

Name	JAYANTI KUMARI CHAKRAVARTY	Age/Gender	31Yrs/Female
Reg No.	2322/23	Receipt No	6688
Referred By	BOB - MEDI WHEEL(PKG10000241)	Mode of Payment	CREDIT
Collection Type	CENTER	Collection DateTime	12-Mar-2023 08:16 AM

Urine Routine & Micro Examination - 1203236 Released at 12-Mar-2023 11:11 AM

Parameter	Result	Biological Ref.Range	Method
<u>Physical Examination</u>			
-Quantity	30		Manual
-Colour	Pale Yellow	Pale Yellow	Manual
-Appearance	Clear	Clear	Manual
-Reaction (pH)	Acidic		Dipstick
-Specific Gravity	1.020		Dipstick
<u>Chemical Examination</u>			
-Proteins.	Absent		Dipstick
-Sugar	Absent		Dipstick
-Acetone.	Absent		Dipstick
-Bile Salts	Absent	Absent	Dipstick
-Bile Pigments	Absent	Absent	Dipstick
-Occult Blood Test (OBT).	Negative		Dipstick
<u>Microscopic Examination</u>			
-Pus Cells	1-2		Microscopically
-Red Blood Cells	Absent		Microscopically
-Epithelial Cells	1-2		Microscopically
-Bacteria.	Absent		Microscopically
-Crystals	Absent	Absent	Microscopically
-Others	NIL	Absent	Microscopic Examination

Revival Diagnostics
401-Aqua Corridor,
Beside Star Bazar, Adajan,
Surat-395009. Mo. 9825947712



0261 2747788, 9825947712

4TH Floor, Aqua Corridor, Hazira Road, Adajan Pal, Surat-395009.

revivaldiagnostics.medi@shivangi.com



www.revivaldiagnostics.com

Dr. Shivangi Gandhi

MBBS, M.D (Pathology)

This Medical Report Is Not Intended For Medico-legal Purposes.
Laboratory Test Results Are Subject To Technical Limitation And Should
Be Clinically Correlate For Final Diagnosis



REVIVAL DIAGNOSTICS

Name	JAYANTI KUMARI CHAKRAVARTY	Age/Gender	31Yrs/Female
Reg No.	2322/23	Receipt No	6688
Referred By	BOB - MEDI WHEEL(PKG10000241)	Mode of Payment	CREDIT
Collection Type	CENTER	Collection DateTime	12-Mar-2023 08:16 AM

Total T3 T4 TSH - 1203234 Released at 12-Mar-2023 01:59 PM

Parameter	Result	Biological Ref.Range	Method
-Total T3	0.94 ng/ml	(0.87 - 1.78 ng/ml)	Fluorescence Enzyme Immunoassay
-Total T4	5.37 ug/dl	(4.6 - 11 ug/dl)	Fluorescence Enzyme Immunoassay
-TSH	0.89 uIU/ml	0.50 - 5.50 uIU/ml 5.5 to 15 ul U/ml - Suggested Clinical co-relation or Repeat test with new sample as physiological factors can give falsley high TSH Above 15uIU/ml Hypothyroid PREGNANT WOMEN normal ranges for TSH: 1st Trimester : 0.0878 - 2.8293 uIU/ml 2nd Trimester : 0.1998 - 2.7915 uIU/ml 3rd Trimester : 0.307 - 2.9028 uIU/ml Ref: TIETZ Fundamentals of Clinical Chemistry	Fluorescence Enzyme Immunoassay

[Test performed on Fully Automated Immunology Analyzer Maglumi-600]

Revival Diagnostics
401-Aqua Corridor,
Beside Star Bazar, Adajan,
Surat-395009. Mo. 9825947712



0261 2747788, 9825947712



4th Floor, Aqua Corridor, Hazira Road, Adajan Pal, Surat-395009.



revivaldiagnostics@gmail.com

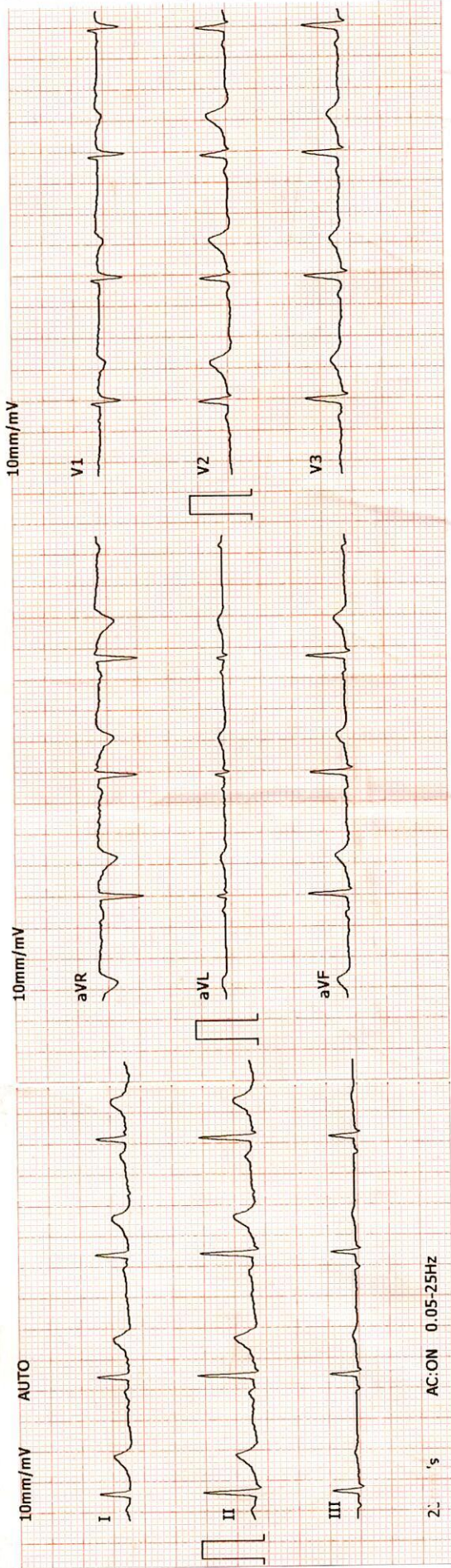


www.revivaldiagnostics.com

Dr. Shivangi Gandhi

M.B.B.S., M.D. (Pathology)

This Medical Report Is Not Intended For Medico-legal Purposes.
Laboratory Test Results Are Subject To Technical Limitation And Should
Be Clinically Correlate For Final Diagnosis



ID: 00004897

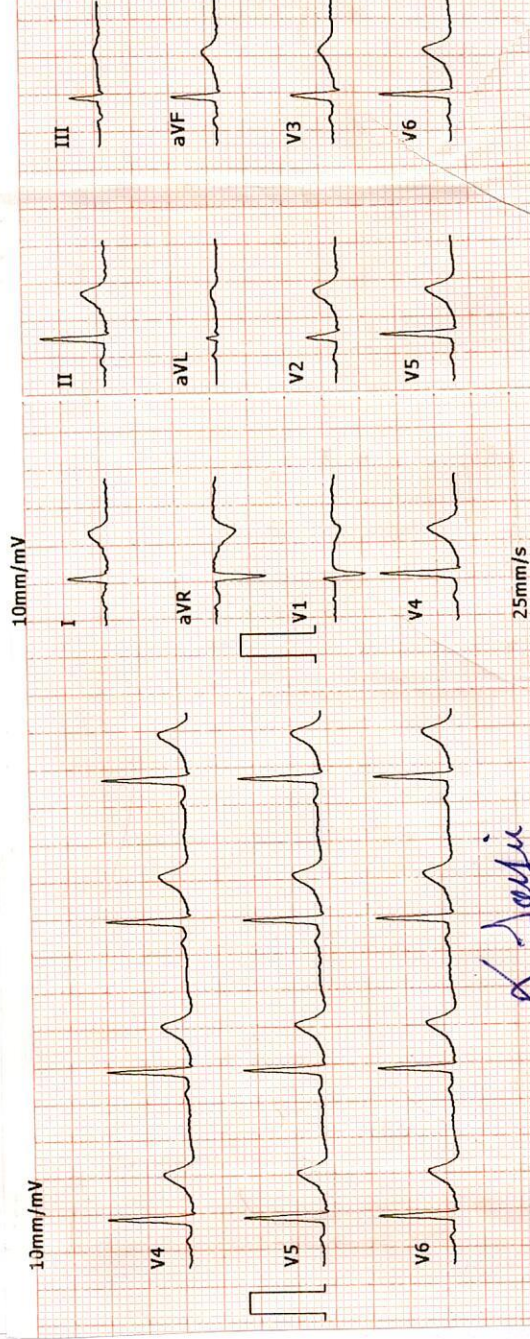
2023-3-12 8:27:43

ID Card:
Name: JAYNTI
Age: 31
Weight(Kg): 62
Gender: Female
Height(cm): 151
BP(mmHg): /

HR:bpm 76
P-R:ms 103
Q-R-S:ms 90
QT/QTc:ms 376/423
P/QRS/T AXES:deg 66/54/66
RV5/SV1:mV 0.98/0.36
RV5+SV1:mV 1.34

*The result must be confirmed by doctor!

Report Confirmed by:



X Jaynti

Revival Diagnostic

401, Aquadome Road,
B/s. Star Bazar, Surat-395009
Mo. 91062-28601

DR. ADITYA S. BORA
MBBS, DNB, PGDCC
PHYSICIAN & CLINICAL CARDIOLOGIST
G-54906



REVIVAL DIAGNOSTICS

Name	JAYANTI KUMARI CHAKRAVARTY	Age/Gender	31Yrs/Female
Reg No.	2322/23	Receipt No	6688
Referred By	BOB - MEDI WHEEL(PKG10000241)	Mode of Payment	CREDIT
Collection Type	CENTER	Collection DateTime	12-Mar-2023 08:16 AM

ECG

- REPORT :

1. The rhythm is sinus.
2. Heart rate is 76 beats per minute.
3. Normal P,QRS,T wave axis.
4. Normal PR,QRS,Q.T. Duration.
5. No pathological q wave or ST-T changes seen.
6. No evidence of chamber hypertrophy or enlargement seen.

IMPRESSION : ECG WITHIN NORMAL LIMITS

Revival Diagnostic
401, Aqua Corridor,
B/s. Star Bazar, Surat-395009
Mo. 91062-28601

DR. ADITYA S. BORA  Signature
MBBS, DNB, PGDCC
PHYSICIAN & CLINICAL CARDIOLOGIST
G-54906

REVIVAL DIAGNOSTICS



0261 2747788, 9825947712



4TH Floor, Aqua Corridor, Hazira Road, Adajan Pal, Surat-395009.



revivaldiagnostics.surat@gmail.com



www.revivaldiagnostics.com

This Medical Report Is Not Intended For Medico-legal Purposes.
Laboratory Test Results Are Subject To Technical Limitation And Should
Be Clinically Correlate For Final Diagnosis



Summary

REVIVAL DIAGNOSTICS
4TH FLOOR, AQUA CORRIDOE, NEAR STAR BAZAR, ADAJAN- 395009, SURAT
6427/ JAYANTIKUMARI CHAKRAVARTY 31 Yrs/Female 62 Kg/151 Cms
Date: 12-Mar-2023 09:00:39 AM
Ref.By : MEDI-WHEEL

Protocol : BRUCE Objective : FOR TESTING PURPOSE ONLY.

Stage	StageTime (Min:Sec)	PhaseTime (Min:Sec)	Speed (kmph)	Grade (%)	METs	H.R. (bpm)	B.P. (mmHg)	R.P.P. x100	PVC	Comments
Supine					1.0	87	120/87	104	-	
Standing					1.0	80	120/87	96	-	
HV					1.0	91	120/87	109	-	
ExStart					1.0	64	120/87	76	-	
Stage 1	3:00	3:01	2.7	10.0	4.6	147	120/90	176	-	
PeakEx	0:52	3:53	4.0	12.0	5.3	165	120/90	198	-	
Recovery	1:00		0.0	0.0	1.0	127	130/90	165	-	
Recovery	2:00		0.0	0.0	1.0	102	130/90	132	-	
Recovery	3:00		0.0	0.0	1.0	104	120/80	124	-	
Recovery	3:09		0.0	0.0	1.0	105	120/80	125	-	

Dr. Jayanti

Medication : Nil
History : Nil
Test End Reason : Leg Pain
Findings :

The patient exercised according to BRUCE for 3:53, achieving a work level of Max METS:5.3. Resting heart rate initially 87 bpm, rose to a max. heart rate of 165 bpm which represents 87% of maximum age predicted heart rate. Resting blood pressure 120/87 mmhg, rose to a maximum blood Pressure of 120/90 mmhg. The exercise stress test was stopped due to Leg Pain

Parameters :
Exercise Time : 3:53 minutes
Max HR attained : 165 bpm 87% of Max Predictable HR 189
Max BP : 120/90(mmHg)
WorkLoad attained : 5.3 (Fair Effort Tolerance)
NOsignificant ST segment changes noted during exercise or recovery.
NOAngina/Arrhythmia/S3/murmur
Final Impression : TMT is INCONCLUSIVE for inducible ischaemia.

Advice/Comments:

Revival Diagnostic
401, Aqua Corridor,
B/s. Star Bazar, Surat-395009
Mo. 91062-28601

DR. ADITYA S. BORA
MBBS, DNB, PGDCC
PHYSICIAN & CLINICAL CARDIOLOGIST
G-54906



REVIVAL DIAGNOSTICS

4TH FLOOR, AQUA CORRIDOE, NEAR STAR BAZAR, ADAJAN- 3950009, SURAT

6427/JAYANTI KUMARI CHAKRAVARTY
31 Yrs/Female
62 Kg/151 Cms

Date: 12-Mar-2023 09:00:39 AM

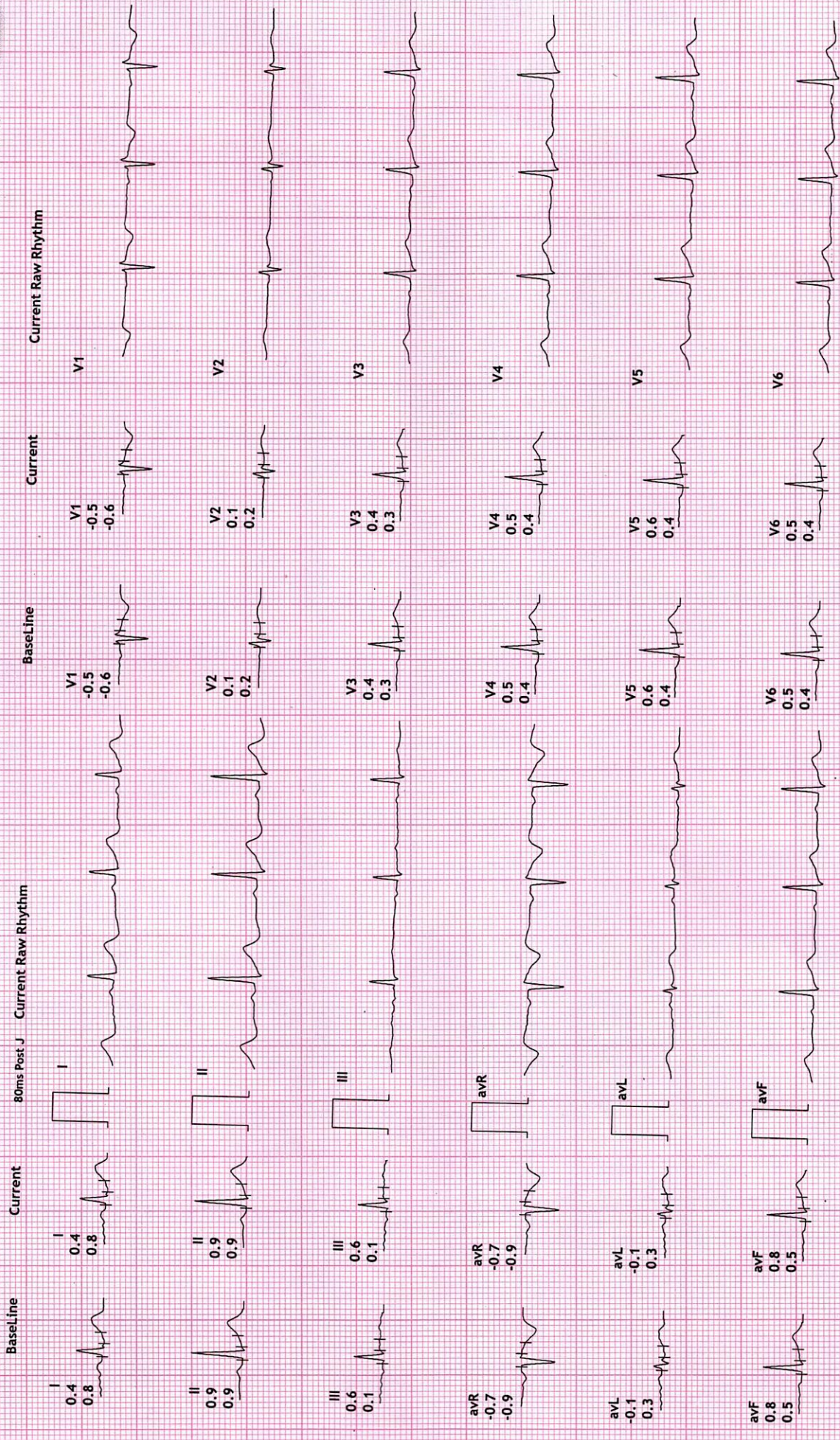
12 Lead + Comparison

HR: 86 bpm
METS: 1.0
BP: 120/87

Raw ECG
BRUCE
(1.0-100)Hz

Ex Time 00:40
BLC :On
Notch :On

SUPINE
10.0 mm/mV
25 mm/Sec.



REVIVAL DIAGNOSTICS

4TH FLOOR, AQUA CORRIDOE, NEAR STAR BAZAR, ADAJAN- 395009, SURAT

64277 JAYANTIKUMARI CHAKRAVARTY
31 Yrs/Female
62 Kg/151 Cms

Date: 12-Mar-2023 09:00:39 AM

HR: 88 bpm
METS: 1.0
BP: 120/87

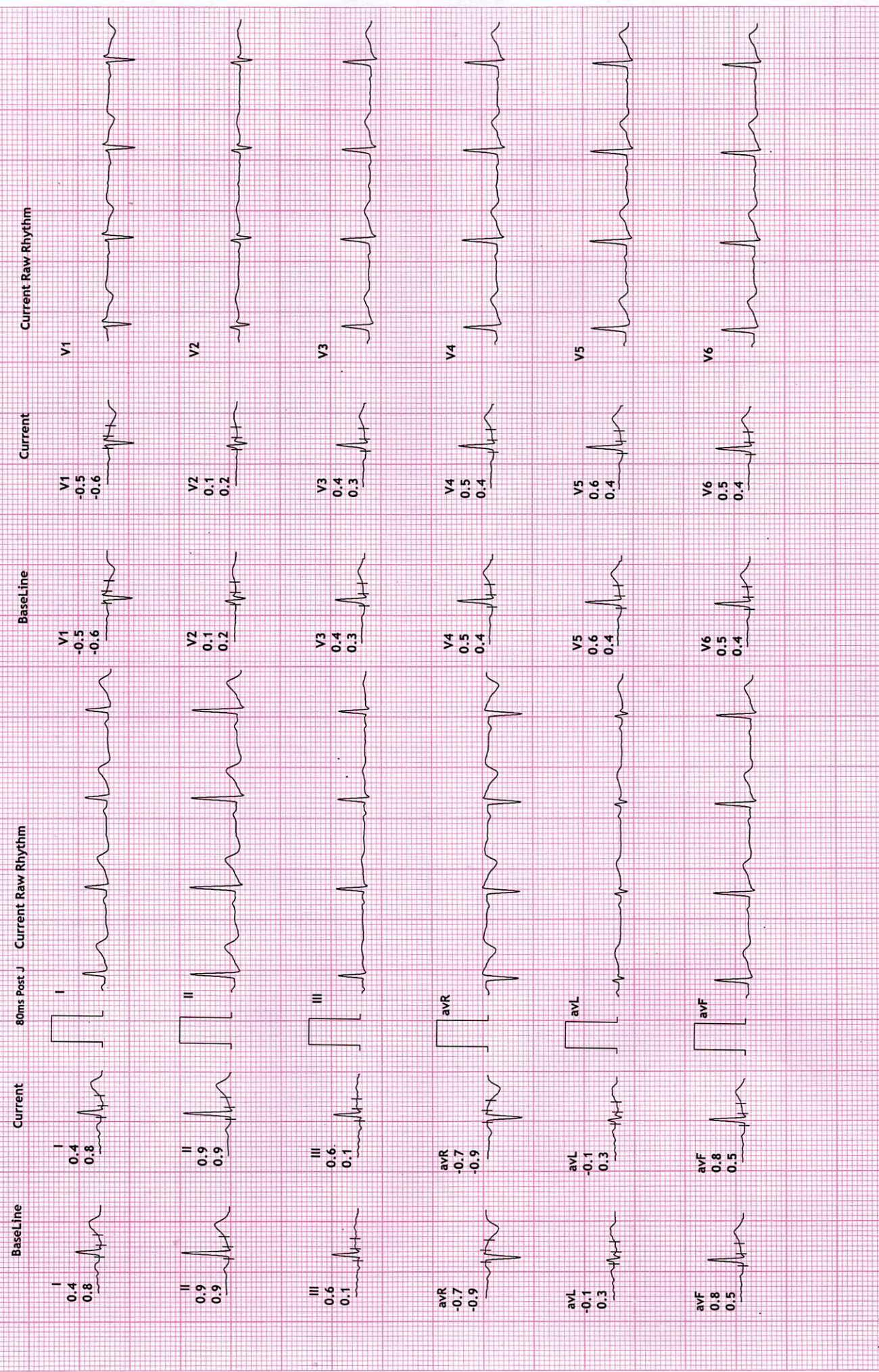
MPHR: 46% of 189
Speed: 0.0 kmph
Grade: 0.0%

Raw ECG
BRUCE
(1.0-100)HZ

Ex Time 00:53
BLC : On
Notch : On

STANDING
10.0 mm/mV
25 mm/Sec.

12 Lead + Comparison



REVIVAL DIAGNOSTICS

4TH FLOOR, AQUA CORRIDOE, NEAR STAR BAZAR, ADAJAN- 395009, SURAT

6427/JAVANTIKUMARI CHAKRAVARTY
31 Yrs/Female

62 Kg/151 Cms
Date: 12-Mar-2023 09:00:39 AM

HR: 92 bpm
METS: 1.0
BP: 120/87

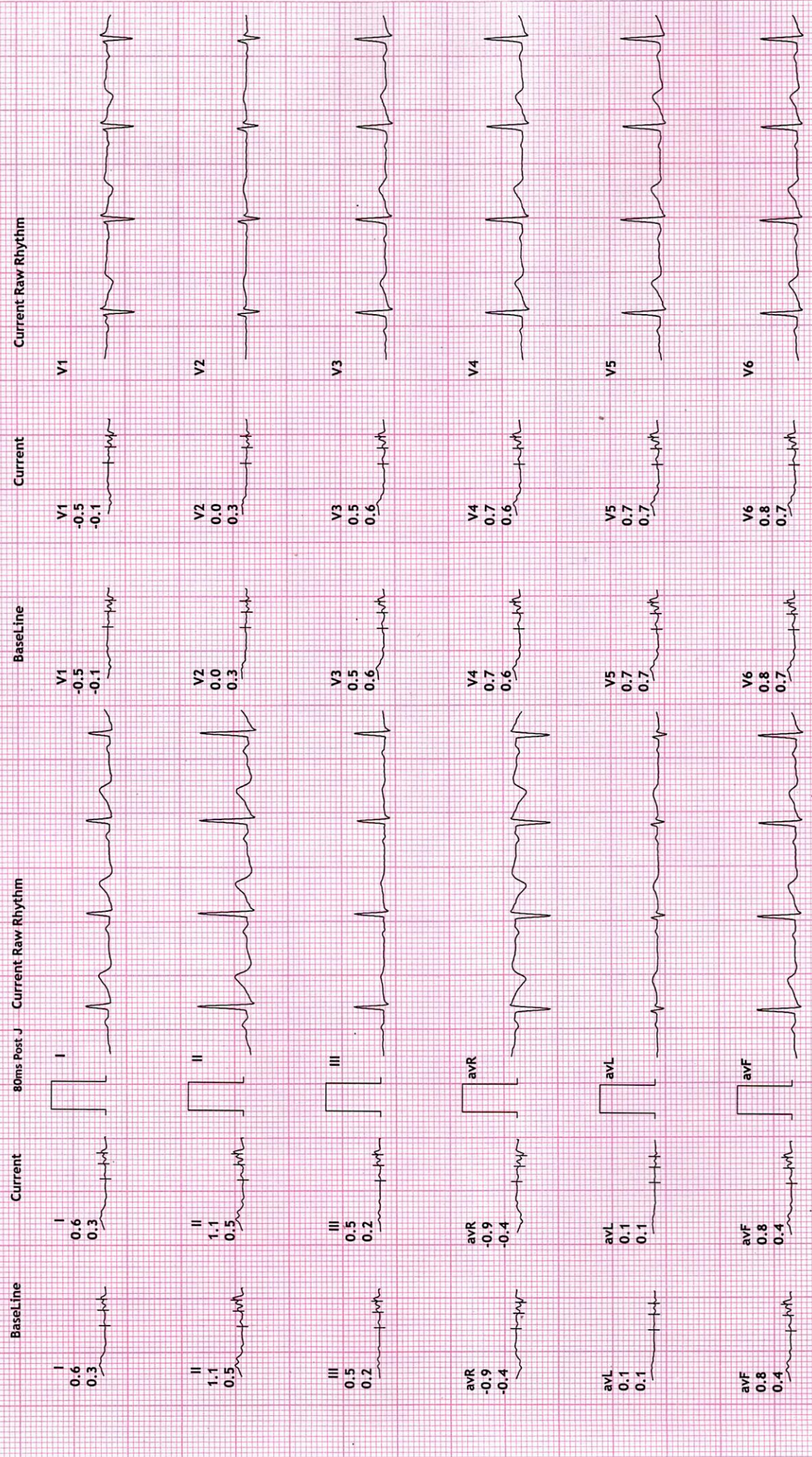
MPHR: 48% of 189
Speed: 0.0 kmph
Grade: 0.0%

Raw ECG
BRUCE
(1.0-100)Hz

Ex Time 01:06
BLC :On
Notch :On

HV
10.0 mm/mV
25 mm/Sec.

12 Lead + Comparison



12 Lead + Comparison



REVIVAL DIAGNOSTICS

4TH FLOOR, AQUA CORRIDOE, NEAR STAR BAZAR, ADAJAN- 395009, SURAT

6427/JAYANTIKUMARI CHAKRAVARTY

31 Yrs/Female

62 Kg/151 Cms

Date: 12-Mar-2023 09:00:39 AM

MPHR: 49% of 189

Speed: 0.0 kmph

Grade: 0.0%

Raw ECG

BRUCE

(1.0-100)HZ

Ex Time 00:00

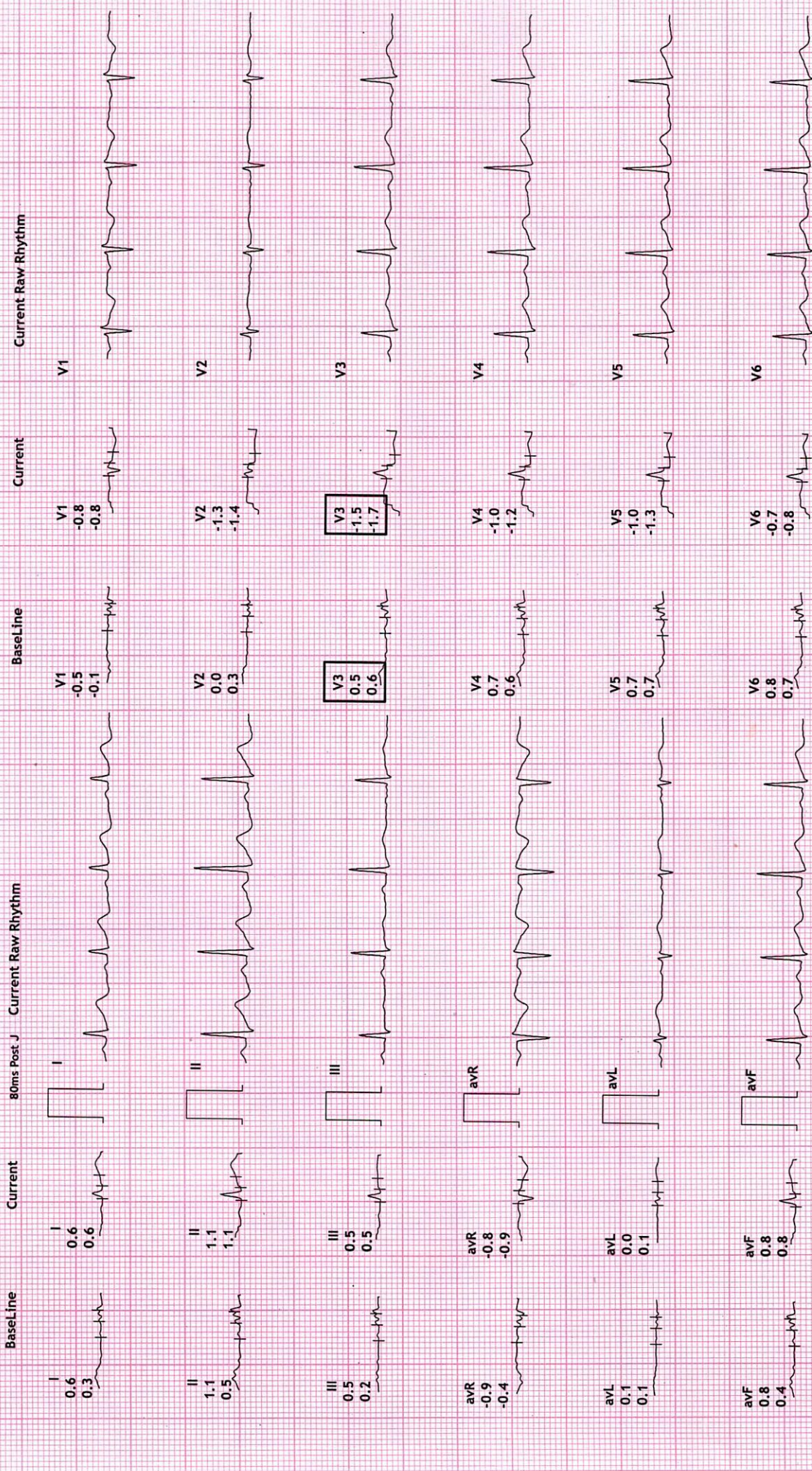
BLC : On

Notch : On

ExStrt

10.0 mm/mV

25 mm/Sec.



12 Lead + Comparison



REVIVAL DIAGNOSTICS
 4TH FLOOR, AQUA CORRIDOE, NEAR STAR BAZAR, ADAJAN- 395009, SURAT
 64277 JAYANTIKUMARI CHAKRAVARTY
 31 Yrs/Female
 62 Kg/151 Cms

Date: 12-Mar-2023 09:00:39 AM

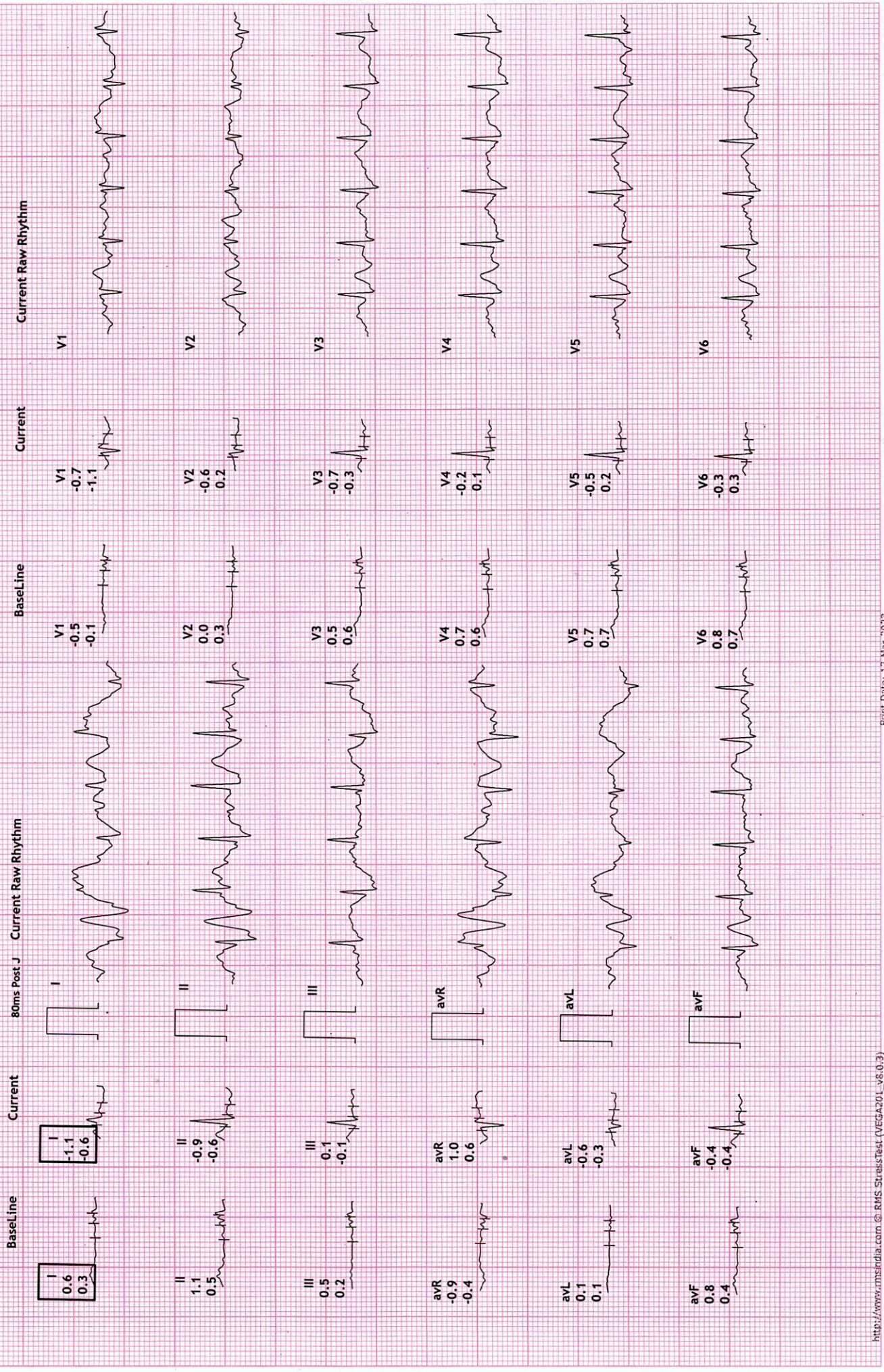
80ms Post J

MPHR: 77% of 189
 Speed: 2.7 kmph
 Grade: 10.0%

Raw ECG
 BRUCE
 (1.0-100)Hz

Ex Time 03:00
 BLC : On
 Notch : On

Stage 1 (03:00
 10.0 mm/mV
 25 mm/Sec.



12 Lead + Comparison



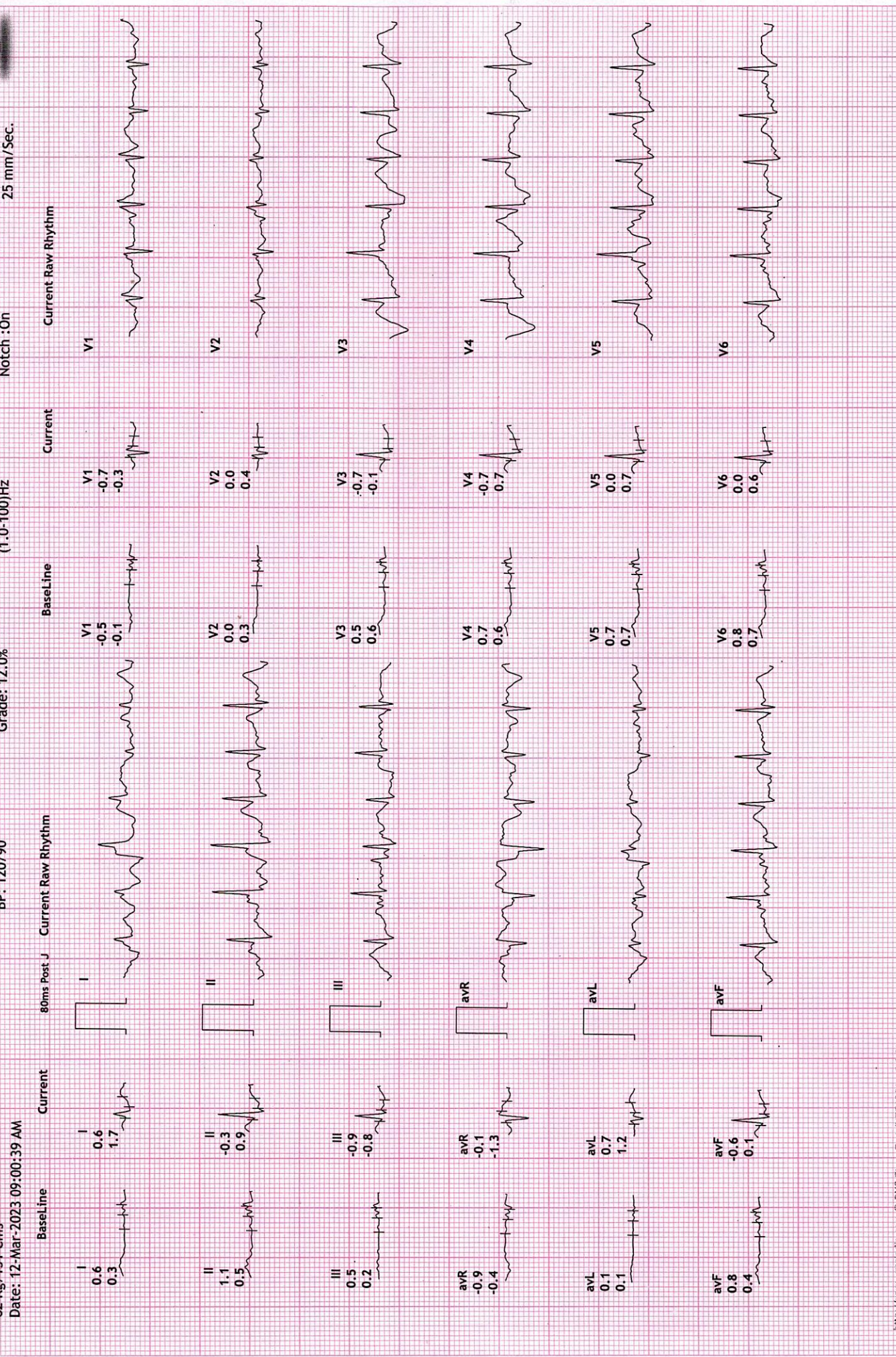
REVIVAL DIAGNOSTICS
 4TH FLOOR, AQUA CORRIDOE, NEAR STAR BAZAR, ADAJAN- 395009, SURAT
 6427/ JAYANTIKUMARI CHAKRAVARTY
 31 Yrs/Female
 62 Kg/151 Cms

MPHR: 86% of 189
 Speed: 4.0 kmph
 Grade: 12.0%

Raw ECG
 BRUCE
 (1.0-100)HZ

Ex Time 03:52
 BLC : On
 Notch : On

PeakEx
 10.0 mm/mV
 25 mm/Sec.



REVIVAL DIAGNOSTICS

4TH FLOOR, AQUA CORRIDOE, NEAR STAR BAZAR, ADAJAN- 395009, SURAT

6427/JAYANTIKUMARI CHAKRAVARTY
31 Yrs/Female
62 Kg/151 Cms

Date: 12-Mar-2023 09:00:39 AM

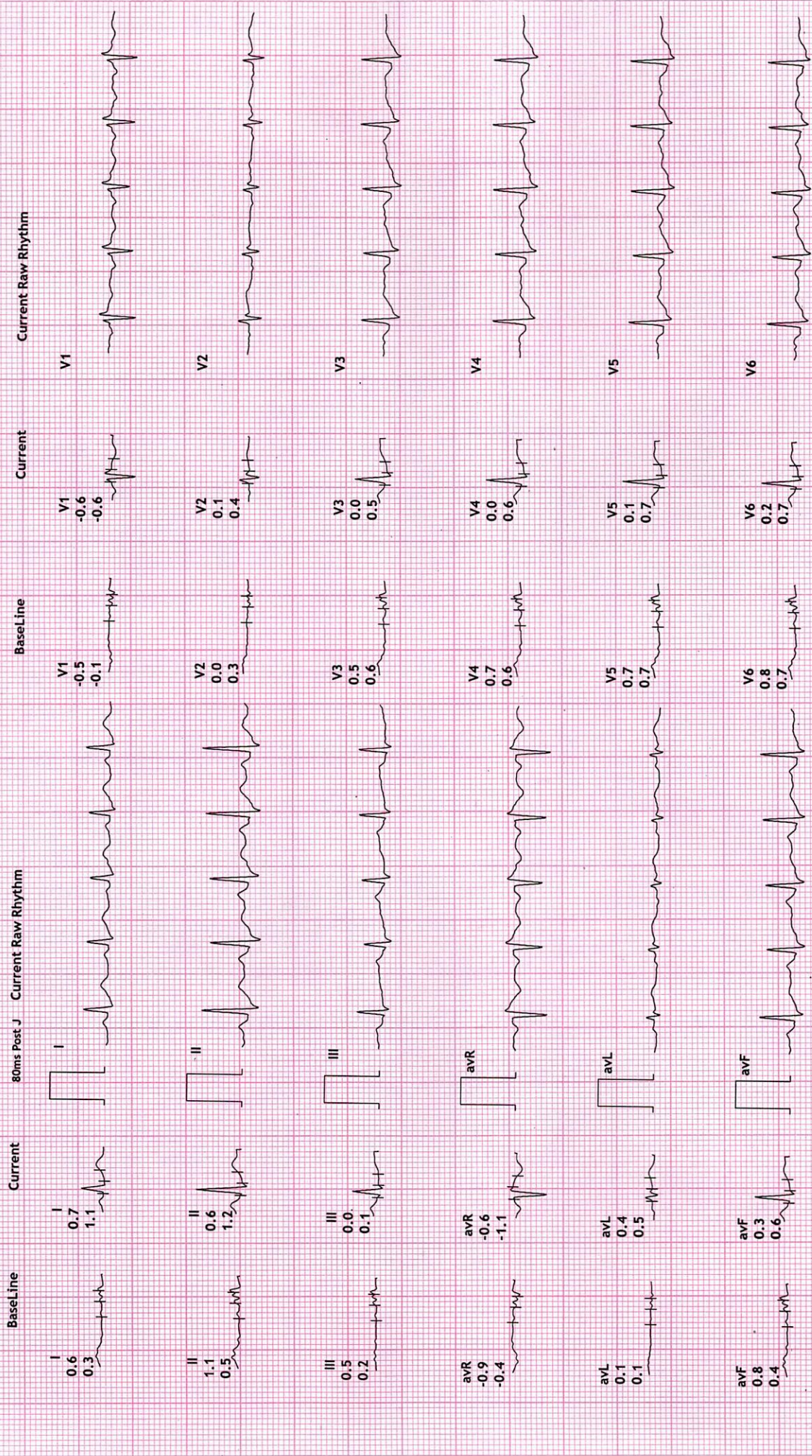
12 Lead + Comparison

HR: 127 bpm
MPHR: 67% of 189
Speed: 0.0 kmph
Grade: 0.0%

Raw ECG
BRUCE
(1.0-100)Hz

Ex Time 03:52
BLC :On
Natch :On

Recovery : (01)
10.0 mm/mV
25 mm/Sec.



12 Lead + Comparison

REVIVAL DIAGNOSTICS

4TH FLOOR, AQUA CORRIDOE, NEAR STAR BAZAR, ADAJAN- 395009, SURAT

6427 JAYANTIKUMARI CHAKRAVARTY
31 Yrs/Female
62 Kg/151 Cms

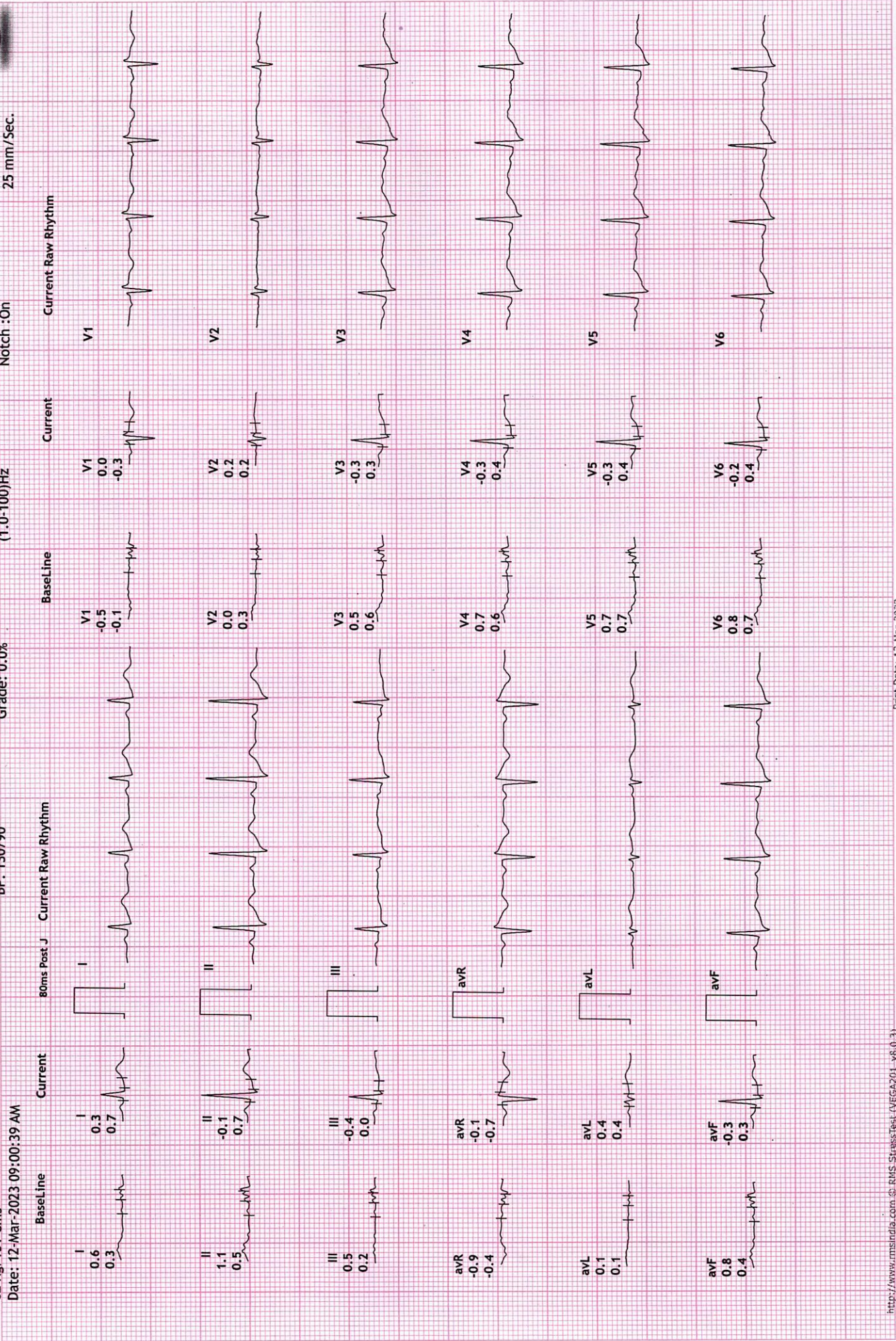
HR: 102 bpm
METS: 1.0
BP: 130/90

MPHR: 53% of 189
Speed: 0.0 kmph
Grade: 0.0%

Raw ECG
BRUCE
(1.0-100)HZ

Ex Time 03:52
BLC :On
Notch :On

Recovery : (02.00)
10.0 mm/mV
25 mm/Sec.



12 Lead + Comparison

REVIVAL DIAGNOSTICS

4TH FLOOR, AQUA CORRIDOE, NEAR STAR BAZAR, ADAJAN- 395009, SURAT

6427/JAYANTIKUMARI CHAKRAVARTY

31 Yrs/Female

62 Kg/151 Cms

Date: 12-Mar-2023 09:00:39 AM

HR: 104 bpm

METS: 1.0

BP: 120/80

MPHR:55% of 189

Speed: 0.0 kmph

Grade: 0.0%

Raw ECG

BRUCE

(1.0-100)Hz

Ex Time 03:52

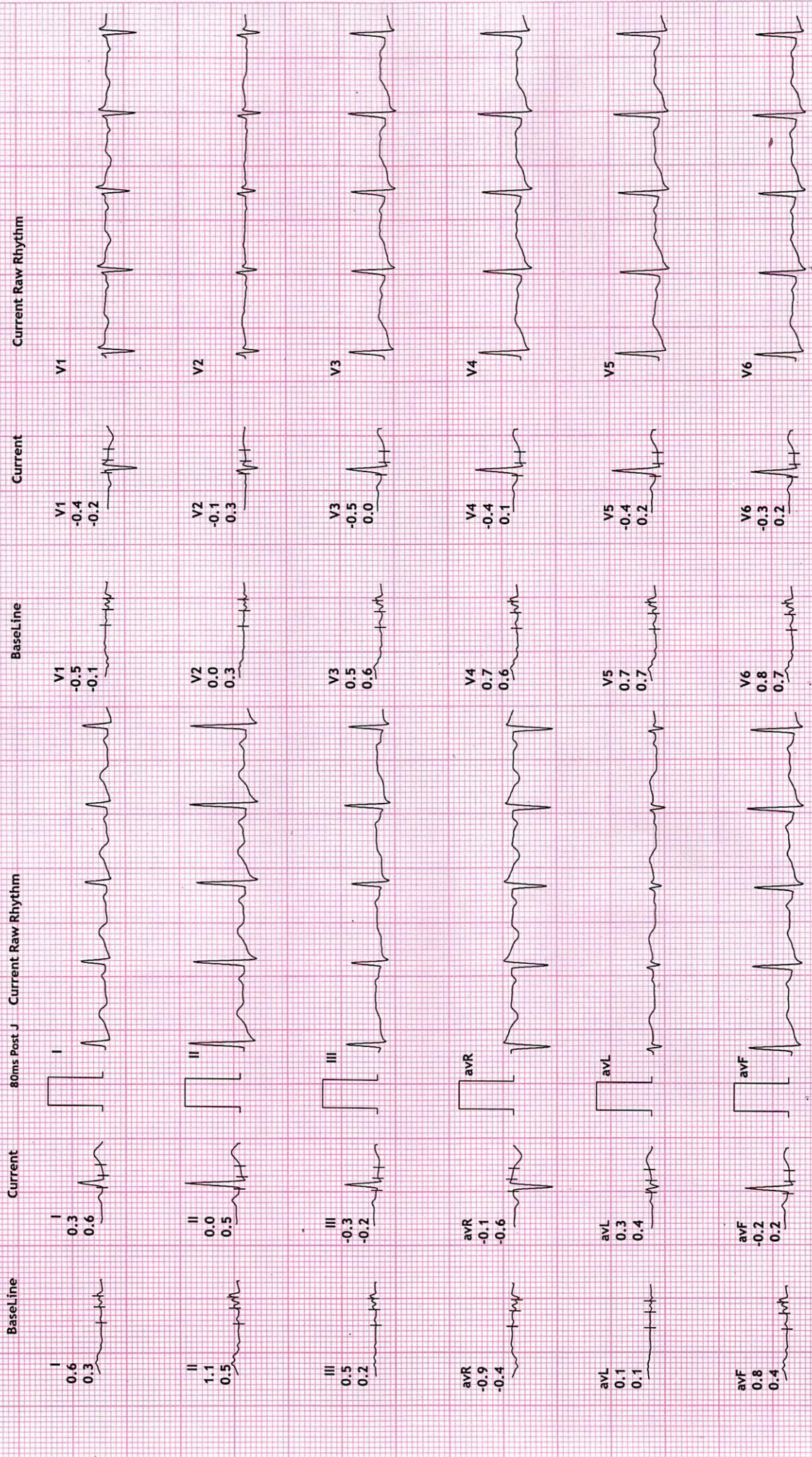
BLC :On


Notch :On

Recovery : (03.00

10.0 mm/mV

25 mm/Sec.





Name	JAYANTI KUMARI CHAKRAVARTY	Age/Gender	31Yrs/Female
Reg No.	2322/23	Receipt No	6688
Referred By	BOB - MEDI WHEEL(PKG10000241)	Mode of Payment	CREDIT
Collection Type	CENTER	Collection DateTime	12-Mar-2023 08:16 AM

USG OF ABDOMEN & PELVIS

LIVER:

Liver is normal in size, shape and echotexture.
No evidence of focal SOL or dilatation of IHBR seen.
Portahepatis appear normal.

GALLBLADDER:

Gallbladder is distended and appears normal.
No e/o calculus, mass lesion or changes of cholecystitis seen.

PANCREAS:

Pancreas appears normal in size, shape and echotexture.
No e/o focal lesion, mass or changes of pancreatitis seen.

SPLEEN:

Spleen appears normal in size, shape and echotexture.

PARAAORTIC REGION:

Aorta grossly appears normal. No e/o paraaortic lymphnodes seen.

KIDNEYS:

Both kidneys appear normal in size, shape, position and echotexture.
Cortex and collecting system of both kidneys appear normal.
No evidence of calculus or obstructive uropathy on either side.

URINARY BLADDER:

Bladder is distended and appears normal.
No calculus, mass lesion or changes of cystitis is seen.

UTERUS:

Retroverted, Normal in size, shape and echotexture with empty central uterine cavity.
Cervix appears normal.
No e/o focal SOL. Endometrial thickness is normal.

OVARIES:

Both adnexal region appear normal.
No e/o adnexal mass lesion seen on either side.
No evidence of free fluid seen in pelvis.

COMMENTS: NORMAL USG ABDOMEN AND PELVIS.

Dr. Chirag K. Patel

MBBS-DMPD

Reg. No. 3-3509

Revival Diagnostics

4th Floor, Aqua Corridor,

Nr. Star Beach, Hazira Road,

Adajan, Surat-395009.

Mo. 972667 Radiologist

revivaldiagnostics.surat@gmail.com

www.revivaldiagnostics.com



0261 2747788, 9825947712



4th Floor, Aqua Corridor, Hazira Road, Adajan Pal, Surat-395009.





NAME : JAYANTI KUMAR CHAKRAVARTY
AGE: 31 YRS / FEMALE
REF BY: MEDI WHEEL

31



REVIVAL DIAGNOSTICS

Name	JAYANTI KUMARI CHAKRAVARTY	Age/Gender	31Yrs/Female
Reg No.	2322/23	Receipt No	6688
Referred By	BOB - MEDI WHEEL(PKG10000241)	Mode of Payment	CREDIT
Collection Type	CENTER	Collection Date/Time	12-Mar-2023 08:16 AM

CHEST RADIOGRAPH (PA VIEW)

- Hilar shadows are within normal limits.
- Pulmonary vasculature appears normal.
- Cardiac appears normal in size.
- Both dome of the diaphragm are smooth.
- Both costophrenic recesses are clear.
- Both lung fields appear normal.
- Visualized bones and soft tissue shadows appear normal.

IMPRESSION: NORMAL STUDY.

DR. CHIRAG K PATEL
RADIOLOGIST

REVIVAL
DIAGNOSTICS

Dr. Chirag K. Patel
MBBS-DMPD
~~Reg. No. G-23509~~
Signature
Revival Diagnostic
4th Floor, Aqua Corridor,
Nr. Star Bazar, Hazira Main Road,
Adajan, Surat-395009.
Mo. 97266 726683



0261 2747788, 9825947712



4th Floor, Aqua Corridor, Hazira Road, Adajan Pal, Surat-395009.



revivaldiagnostics.surat@gmail.com



www.revivaldiagnostics.com

This Medical Report Is Not Intended For Medico-legal Purposes.
Laboratory Test Results Are Subject To Technical Limitation And Should
Be Clinically Correlate For Final Diagnosis