

Patient Name : Himanshu  
Age / Sex : m / 35  
Height : \_\_\_\_\_  
Weight : \_\_\_\_\_  
Mobile Number : 9821115425  
Date of Birth : 06.01.1988

Address : Surat

Requester Detail

Dr. Virel

Name of Doctor / Employee / Insurance Company : \_\_\_\_\_  
Location / Address : DeB  
Insurance / Policy Number : \_\_\_\_\_

Date & Time of Sample Collected \_\_\_\_\_  
Type of Sample :  Blood /  Serum

Test Requested :

PPBS

Download Date: 22/07/2019

भारतीय विशिष्ट पहचान प्राधिकरण  
S/O: Dineshbhai, rice mill,  
padar falia, Sevni, Surat,  
Gujarat - 394320

Address :  
S/O: Dineshbhai, rice mill,  
padar falia, Sevni, Surat,  
Gujarat - 394320

7422 9393 9365  
VID : 9126 0078 1368 1334

www.uidai.gov.in

P.O. Box No. 1947,  
Bengaluru-560 001

Generation Date: 19/12/2013

String Sample / Post-Prandial Sample / Random Sample

Patient Name : Himanshubhai D Mahant Mobile Number :  
Age / Sex : m 34 Date of Birth : 06.01.1988  
Height : \_\_\_\_\_ Weight : \_\_\_\_\_  
Address : Surat

Requester Detail

Name of Doctor / Employee / Insurance Company : Medi Wheel  
Location / Address : BCB  
Insurance / Policy Number :

Date & Time of Sample Coll  
Type of Sample :  Blood /  Se

Test Requested :

PPBS

 भारत सरकार  
GOVERNMENT OF INDIA



हिमांशुलाह द्दिनेशलाह महंत  
Himanshubhai Dineshbhai Mahant  
जन्म तारीख/DOB: 06/01/1988  
पुरुष/ MALE  
Mobile No: 9879921582  
**7422 9393 9365**  
VID : 9126 0078 1368 1334



मारो आधार, मारी ओज्ज

Sample / Post-Prandial Sample / Random Sample  
of collection : Cent

# REVIVAL DIAGNOSTICS



## HEALTH CHECK-UP SUMMARY

Name: Himanshubhai Mahawar

Date: 10/03/2022

Email ID:

Sex: M Age: 34 Years Contact No: 9824265423

Remarks:	
Under-weight	-
Normal	-
Over-weight	✓

i> BMI

Height (in Cm): 168 Weight (in Kg): 83 BMI: 29.4

ii> Blood Pressure & Pulse

110/72 mm/hg  
82/min. Regular

If high or low, whether the person is on medication: YES / (NO)

iii> Blood Tests & Lung Function Remarks

RS } (N)  
CVS }  
CNS }

If abnormal, whether the person is on medication: YES / (NO)

iv> Eye Test Remarks

Eye test (L) 6/6 (R) 6/6  
Color Vision: (2)

v> Heart Disease

Whether any specific heart ailment detected (ECG findings):  
normal

vi> Any other problems needing attention / Overall Assessment:

Hepatitis-B since 1 year.

*C.K. Patel*

Signature of the Doctor

**Dr. Chirag Patel**  
M.B.B.S. G-49432

**Revival Diagnostic**  
401, Aqua Corridor,  
B/s. Star Bazar, Surat-395009  
Mo. 91062-28601

Laboratory Test Result are Subject to technical limitation and should be clinically correlate for final diagnosis



NAME: Himanshubhai Mahant SEX: M  
BIRTHDATE: 06/01/1988 AGE: 34

## DEPARTMENT OF OPHTHALMOLOGY

### EYE TEST:

#### 1. VISION:

RIGHT EYE - 6/6 } normal vision with specs.  
LEFT EYE - 6/6

#### 2. COLOR VISION:

RIGHT EYE - (2)  
LEFT EYE - (2)

#### 3. FUNDUS:

RIGHT EYE - (2)  
LEFT EYE - (2)

### REMARKS:

**Revival Diagnostic**  
401, Aqua Corridor,  
B/s. Star Bazar, Surat-395009  
Mo. 91862-28601  
Ophthalmologist/Optomtrist

(2)

Laboratory Test Result are Subject to technical limitation and should be clinically correlate for final diagnosis



## Dental Assessment Form

NAME  
AGE

Himanshubhi Mahant  
34

DATE  
SEX

10/09/2022  
M

### \* CHIEF COMPLAINT

- A CLINICAL FEATURES :- Normal
- 1 CAVIES :- NO
- 2 MISSING TOOTH :- NO
- 3 MALOCCLUSION :- (2)
- 4 FILLING :- (CF) upper 2nd molar
- B DIAGNOSIS :- Normal
- C PERSONAL HISTORY :- Hygenic
- D PROVISIONAL D/G :- (2)
- E MEDICAL HISTORY :- RCT
- F FINAL D/G :- Normal
- G TREATMENT PLAN :- NO

CLINT SIGN

(2)

**Revival Diagnostic**  
401, Aqua Corridor,  
B/s. Station Road, Surat-395009  
Mo. 91062-28601

Laboratory Test Result are Subject to technical limitation and should be clinically correlate for final diagnosis



# REVIVAL DIAGNOSTICS



Name	HIMANSHUBHAI D MAHANT	Age/Gender	34Yrs/Male
Reg No.	1573/22	Receipt No	1266
Referred By	BOB - MEDI WHEEL(PKG10000240)	Mode of Payment	CREDIT
Collection Type	CENTER	Collection DateTime	10-Sep-2022 08:28 AM

### BLOOD GROUP - 1009228 Released at 10-Sep-2022 02:34 PM

Parameter	Result	Biological Ref.Range	Method
-Blood Group	"A"		
-Rh Factor	POSITIVE		

### CBC - 1009226 Released at 10-Sep-2022 02:56 PM

Parameter	Result	Biological Ref.Range	Method
-Haemoglobin	13.4 gm/dl	L (13.5 - 18 gm/dl)	Auto
-RBC Count	5.28 mill/cmm	(4.6 - 6.2 mill/cmm)	Auto
-Total WBC Count	9100 /cmm	(4000 - 10000 /cmm)	Auto
-Platelet Count	3.49 lacs/cmm	(1.5 - 4.5 lacs/cmm)	Auto

### Blood Indices

-HCT	42.5 %	(40 - 55 %)	Auto
-MCV	80.5 fl	(80 - 92 fl)	Auto
-MCH	25.4 pg	L (27 - 31 pg)	Auto
-MCHC	31.5 g/dl	L (32 - 36 g/dl)	Auto
-RDW	14.8 %	(11 - 15 %)	Auto

### Diff WBC Count

-Polymorphs	51 %	(40 - 80 %)	Microscopically
-Lymphocytes	44 %	H (20 - 40 %)	Microscopically
-Eosinophils	03 %	(1 - 6 %)	Microscopically
-Monocytes	02 %	(2 - 7 %)	Microscopically
-Basophils	00 %	(0 - 1 %)	Microscopically
-PLATELET ON SMEAR	Adequate		Microscopically
-MALARIAL PARASITES	Malarial Parasites Not Detected		Microscopically

[Test performed on Fully Automated Hematology Analyzer ERBA H-360]

Revival Diagnostic  
401, Aqua Corridor,  
B/s. Star Bazar, Surat-395009.  
Mo. 91062-28601

Dr. Mihir Icecreamwala

M.B.B.S., DPB.(PATH AND BACT)  
revivaldiagnostics.surat@gmail.com



0261 2747788, 9825947712



4<sup>TH</sup> Floor, Aqua Corridor, Hazira Road, Adajan Pal, Surat-395009.



www.revivaldiagnostics.com



This Medical Report Is Not Intended For Medico-legal Purposes.  
Laboratory Test Results Are Subject To Technical Limitation And Should  
Be Clinically Correlate For Final Diagnosis



# REVIVAL DIAGNOSTICS

Name	HIMANSHUBHAI D MAHANT	Age/Gender	34Yrs/Male
Reg No.	1573/22	Receipt No	1266
Referred By	BOB - MEDI WHEEL(PKG10000240)	Mode of Payment	CREDIT
Collection Type	CENTER	Collection DateTime	10-Sep-2022 08:28 AM

**ESR** - 1009226 Released at 10-Sep-2022 02:56 PM

Parameter	Result	Biological Ref.Range	Method
-E.S.R	06 mm/hr	(1 - 10 mm/hr)	



**Revival Diagnostic**  
401, Aqua Corridor,  
B/s. Star Bazar, Surat-395009.  
Mo. 91062-28601



0261 2747788, 9825947712



4<sup>th</sup> Floor, Aqua Corridor, Hazira Road, Adajan Pal, Surat-395009.



Dr. Mihir Icecreamwala  
M.B.B.S., DPB.(PATH AND BACT)  
revivaldiagnostics.surat@gmail.com



www.revivaldiagnostics.com

This Medical Report Is Not Intended For Medico-legal Purposes.  
Laboratory Test Results Are Subject To Technical Limitation And Should  
Be Clinically Correlate For Final Diagnosis



# REVIVAL DIAGNOSTICS



Name	HIMANSHUBHAI D MAHANT	Age/Gender	34Yrs/Male
Reg No.	1573/22	Receipt No	1266
Referred By	BOB - MEDI WHEEL(PKG1000240)	Mode of Payment	CREDIT
Collection Type	CENTER	Collection DateTime	10-Sep-2022 08:28 AM

### FBS (Fasting Blood Sugar) - 1009227 Released at 10-Sep-2022 04:39 PM

Parameter	Result	Biological Ref.Range	Method
-Fasting Blood Sugar (FBS)	88 mg/dL	(70 - 110 mg/dL)	GOD POD
-Fasting Urine Sugar	Absent		Dipstick Benedict
-Fasting Urine Acetone	Absent		Dipstick Rothera

[Test performed on Fully Automated Biochemistry Analyzer ERBA EM200]

### PPBS - 1009227 Released at 10-Sep-2022 04:39 PM

Parameter	Result	Biological Ref.Range	Method
-PPBS	109 mg/dl	(90 - 140 mg/dl)	
-PP2BS URINE SUGAR	Absent		Immunochromatography assay (Nano Diagtech USA)
-PP2BS URINE ACETONE	Absent		Immunochromatography assay (Nano Diagtech USA)

[Test performed on Fully Automated Biochemistry Analyzer ERBA EM200]

REVIVAL  
DIAGNOSTICS

### Revival Diagnostic

401, Aqua Corridor,  
B/s. Star Bazar, Surat-395009  
Mo. 91062-28601

Dr. Mihir Icecreamwala

M.B.B.S., DPB.(PATH AND BACT)  
revivaldiagnostics.surat@gmail.com



0261 2747788, 9825947712



4<sup>th</sup> Floor, Aqua Corridor, Hazira Road, Adajan Pal, Surat-395009.



www.revivaldiagnostics.com

This Medical Report Is Not Intended For Medico-legal Purposes.  
Laboratory Test Results Are Subject To Technical Limitation And Should  
Be Clinically Correlate For Final Diagnosis





# REVIVAL DIAGNOSTICS

Name	<b>HIMANSHUBHAI D MAHANT</b>	Age/Gender	<b>34Yrs/Male</b>
Reg No.	<b>1573/22</b>	Receipt No	<b>1266</b>
Referred By	<b>BOB - MEDI WHEEL(PKG10000240)</b>	Mode of Payment	<b>CREDIT</b>
Collection Type	<b>CENTER</b>	Collection DateTime	<b>10-Sep-2022 08:28 AM</b>

**HBA1C** - 1009226 Released at 10-Sep-2022 04:38 PM

Parameter	Result	Biological Ref.Range	Method
-HBA1C	5.3 %	HbA1C Degree of Glucose Control <5.6 % Non Diabetics 5.7 - 6.4 % Prediabetics >=6.5 % Diabetics (REF : Wallace, 11th Edition ) REMARKS: 6 - 7 % Excellent Control 7 - 8 % Good Control 8 - 10 % Unsatisfactory Control >10 % Poor Control	Boronate Affinity
-Method[]	High Performance Liquid Chromatography (HPLC)		

Method : High Performance Liquid Chromatography

GHb test is useful for the long term control and monitoring of diabetes mellitus since it reflects the integration of blood glucose levels during past 4-8 weeks.

Revival Diagnostic  
401, Aqua Corridor,  
E/s. Star Bazar, Surat-395009.  
Mo. 91062-28601

Dr. Mihir Icecreamwala

M.B.B.S., DPB.(PATH AND BACT)

revivaldiagnostics.surat@gmail.com



0261 2747788, 9825947712



4<sup>TH</sup> Floor, Aqua Corridor, Hazira Road, Adajan Pal, Surat-395009.



www.revivaldiagnostics.com

This Medical Report Is Not Intended For Medico-legal Purposes.  
Laboratory Test Results Are Subject To Technical Limitation And Should  
Be Clinically Correlate For Final Diagnosis



# REVIVAL DIAGNOSTICS

Name	HIMANSHUBHAI D MAHANT	Age/Gender	34Yrs/Male
Reg No.	1573/22	Receipt No	1266
Referred By	BOB - MEDI WHEEL(PKG10000240)	Mode of Payment	CREDIT
Collection Type	CENTER	Collection Date/Time	10-Sep-2022 08:28 AM

## Lipid Profile - 1009228 Released at 10-Sep-2022 04:39 PM

Parameter	Result	Biological Ref.Range	Method
-Serum Cholesterol	200 mg/dL	Desirable < 200 mg/dl Borderline High : 200-239 mg/dl High : > 240 mg/dl	CHOD-PAP
-Serum Triglyceride	102 mg/dL	Normal < 150 mg/dl Borderline High : 150 - 159 mg/dl High : 200 - 499 mg/dl Very High : 500 mg/dl	GPO-POD Method
-Serum HDLD(Direct)	38 mg/dL	Normal : > 55 mg/dl Borderline : 35-55 mg/dl Undesirable: < 35 mg/dl	PVS-PEGME Precipitation with CHOD-POD
-Serum VLDL	20 mg/dL	(5 - 30 mg/dL)	Calculated
-Serum LDL(Direct)	142 mg/dL	Optimal:< 100 mg/dl Above Optimal : 100- 129 mg/dl Borderline High : 130-159 mg/dl High : > 160-189mg/dl Very High : >190 mg/dl	Calculated
-Chol/HDL	5.26	Low risk: <3.8 Medium Risk: 3.8 to 5.9 High Risk: > 6	Calculated
-LDL/Chol	1.41	Low risk: <3.55 Medium Risk: 3.55 to 4.0 High Risk: > 6	Calculated

[Test performed on Fully Automated Biochemistry Analyzer ERBA EM200]

Revival Diagnostic  
401, Aqua Corridor,  
4<sup>th</sup> Star Bazar, Surat-395009.  
Mo. 91062-28601



0261 2747788, 9825947712



4<sup>th</sup> Floor, Aqua Corridor, Hazira Road, Adajan Pal, Surat-395009.



Dr. Mihir Icecreamwala  
M.B.B.S., DPB.(PATH AND BACT)  
revivaldiagnostics.surat@gmail.com



www.revivaldiagnostics.com

This Medical Report Is Not Intended For Medico-legal Purposes.  
Laboratory Test Results Are Subject To Technical Limitation And Should  
Be Clinically Correlate For Final Diagnosis



# REVIVAL DIAGNOSTICS

Name	HIMANSHUBHAI D MAHANT	Age/Gender	34Yrs/Male
Reg No.	1573/22	Receipt No	1266
Referred By	BOB - MEDI WHEEL(PKG10000240)	Mode of Payment	CREDIT
Collection Type	CENTER	Collection DateTime	10-Sep-2022 08:28 AM

### Total T3 T4 TSH - 1009228 Released at 10-Sep-2022 02:08 PM

Parameter	Result	Biological Ref.Range	Method
-Total T3	1.14 ng/ml	(0.87 - 1.78 ng/ml)	Fluorescence Enzyme Immunoassay
-Total T4	7.51 ug/dl	(4.6 - 11 ug/dl)	Fluorescence Enzyme Immunoassay
-TSH	2.21 uIU/ml	0.50 - 5.50 uIU/ml 5.5 to 15 ul U/ml - Suggested Clinical co-relation or Repeat test with new sample as physiological factors can give falsely high TSH Above 15uIU/ml Hypothyroid PREGNANT WOMEN normal ranges for TSH: 1st Trimester : 0.0878 - 2.8293 uIU/ml 2nd Trimester : 0.1998 - 2.7915 uIU/ml 3rd Trimester : 0.307 - 2.9028 uIU/ml Ref: TIETZ Fundamentals of Clinical Chemistry	Fluorescence Enzyme Immunoassay

[Test performed on Fully Automated Immunology Analyzer Maglumi-600]

Revival Diagnostic  
401, Aqua Corridor,  
B. S. Star Bazar, Surat-395009.  
No. 91082-28601

Dr. Mihir Icecreamwala

M.B.B.S., DPB.(PATH AND BACT)

revivaldiagnostics.surat@gmail.com



0261 2747788, 9825947712



4<sup>TH</sup> Floor, Aqua Corridor, Hazira Road, Adajan Pal, Surat-395009.



www.revivaldiagnostics.com

This Medical Report Is Not Intended For Medico-legal Purposes.  
Laboratory Test Results Are Subject To Technical Limitation And Should  
Be Clinically Correlate For Final Diagnosis



# REVIVAL DIAGNOSTICS

Name	HIMANSHUBHAI D MAHANT	Age/Gender	34Yrs/Male
Reg No.	1573/22	Receipt No	1266
Referred By	BOB - MEDI WHEEL(PKG10000240)	Mode of Payment	CREDIT
Collection Type	CENTER	Collection DateTime	10-Sep-2022 08:28 AM

### TOTAL PROTEIN - 1009228 Released at 10-Sep-2022 04:39 PM

Parameter	Result	Biological Ref.Range	Method
-Protein	6.5 g/dL	(6.4 - 8.3 g/dL)	Biuret
-Albumin (ALB)	4.0 gm/dL	(3.5 - 5.2 gm/dL)	BCG
-Globulin	2.5 gm/dL	(2.3 - 3.6 gm/dL)	Calculated
-A/G Ratio	1.60 gm/dL	(1 - 2.3 gm/dL)	Calculated

### Bilirubin - 1009228 Released at 10-Sep-2022 04:39 PM

Parameter	Result	Biological Ref.Range	Method
-Serum Total Bilirubin	0.2 mg/dL	(0 - 1.3 mg/dL)	DIAZO
-Serum Direct Bilirubin	0.1 mg/dL	(0 - 0.4 mg/dL)	DIAZO
-Serum InDirect Bilirubin	0.1 mg/dL	(0.1 - 1.3 mg/dL)	Calculated

### SGPT - 1009228 Released at 10-Sep-2022 04:39 PM

Parameter	Result	Biological Ref.Range	Method
-SGPT(ALT)	39 IU/L	(5 - 45 IU/L)	IFCC, Kinetic Without Pyridoxal Phosphate

### SGOT - 1009228 Released at 10-Sep-2022 04:39 PM

Parameter	Result	Biological Ref.Range	Method
-SGOT (AST)	19 IU/L	(0 - 35 IU/L)	IFCC, Without Pyridoxal Phosphate

### Alkaline Phosphatase - 1009228 Released at 10-Sep-2022 04:39 PM

Parameter	Result	Biological Ref.Range	Method
-Alkaline Phosph.	79 IU/L	(42 - 128 IU/L)	ALP-AMP

### Gamma-glutamyl Transferase (GGT) - 1009228 Released at 10-Sep-2022 04:39 PM

Parameter	Result	Biological Ref.Range	Method
-GGT	39 U/L	(5 - 50 U/L)	Glupa-C

### Creatinine - 1009228 Released at 10-Sep-2022 04:39 PM

Parameter	Result	Biological Ref.Range	Method
-Creatinine	0.7 mg/dL	(0.6 - 1.4 mg/dL)	ENZYMATIC

Revival Diagnostics

401, Aqua Corridor,  
Bys. Star Bazar, Surat-395009.  
Mo. 91062-28601

Dr. Mihir Icecreamwala

M.B.B.S., DPB.(PATH AND BACT)

revivaldiagnostics.surat@gmail.com



0261 2747788, 9825947712



4<sup>th</sup> Floor, Aqua Corridor, Hazira Road, Adajan Pal, Surat-395009.



www.revivaldiagnostics.com



This Medical Report Is Not Intended For Medico-legal Purposes.  
Laboratory Test Results Are Subject To Technical Limitation And Should  
Be Clinically Correlate For Final Diagnosis



# REVIVAL DIAGNOSTICS

Name	<b>HIMANSHUBHAI D MAHANT</b>	Age/Gender	<b>34Yrs/Male</b>
Reg No.	<b>1573/22</b>	Receipt No	<b>1266</b>
Referred By	<b>BOB - MEDI WHEEL(PKG10000240)</b>	Mode of Payment	<b>CREDIT</b>
Collection Type	<b>CENTER</b>	Collection DateTime	<b>10-Sep-2022 08:28 AM</b>

**BUN** - 1009228 Released at 10-Sep-2022 04:39 PM

Parameter	Result	Biological Ref.Range	Method
-Blood Urea Nitrogen (BUN)	10 mg/dL	(6 - 20 mg/dL)	Calculated

**Uric Acid** - 1009225 Released at 10-Sep-2022 04:39 PM

Parameter	Result	Biological Ref.Range	Method
-Uric Acid	5.5 mg/dL	(3.5 - 7.2 mg/dL)	Uricase-POD



Revival Diagnostic  
401, Aqua Corridor,  
E/s. Star Bazar, Surat-395009.  
Mo. 91062-28601

Dr. Mihir Icecreamwala

M.B.B.S., DPB.(PATH AND BACT)

revivaldiagnostics.surat@gmail.com



0261 2747788, 9825947712



4<sup>TH</sup> Floor, Aqua Corridor, Hazira Road, Adajan Pal, Surat-395009.



www.revivaldiagnostics.com

This Medical Report Is Not Intended For Medico-legal Purposes.  
Laboratory Test Results Are Subject To Technical Limitation And Should  
Be Clinically Correlate For Final Diagnosis



# REVIVAL DIAGNOSTICS

Name	HIMANSHUBHAI D MAHANT	Age/Gender	34Yrs/Male
Reg No.	1573/22	Receipt No	1266
Referred By	BOB - MEDI WHEEL(PKG10000240)	Mode of Payment	CREDIT
Collection Type	CENTER	Collection DateTime	10-Sep-2022 08:28 AM

## Urine Routine & Micro Examination - 1009228 Released at 10-Sep-2022 03:14 PM

Parameter	Result	Biological Ref.Range	Method
<b><u>Physical Examination</u></b>			
-Quantity	20		Manual
-Colour	Pale Yellow	Pale Yellow	Manual
-Appearance	Clear	Clear	Manual
-Reaction (pH)	Acidic		Dipstick
-Specific Gravity	1.010		Dipstick
<b><u>Chemical Examination</u></b>			
-Proteins.	Absent		Dipstick
-Sugar	Absent		Dipstick
-Acetone.	Absent		Dipstick
-Bile Salts	Absent	Absent	Dipstick
-Bile Pigments	Absent	Absent	Dipstick
-Occult Blood Test (OBT).	Negative		Dipstick
<b><u>Microscopic Examination</u></b>			
-Pus Cells	1-2		Microscopically
-Red Blood Cells	Absent		Microscopically
-Epithelial Cells	1-2		Microscopically
-Bacteria.	Absent		Microscopically
-Crystals	Absent	Absent	Microscopically
-Others	NIL	Absent	Microscopic Examination

Revival Diagnostics  
401, Aqua Corridor,  
Bys. Star Bazar, Surat-395009.  
Mo. 91062-28601

Dr. Mihir Icecreamwala

M.B.B.S., DPB.(PATH AND BACT)

revivaldiagnostics.surat@gmail.com



0261 2747788, 9825947712



4<sup>TH</sup> Floor, Aqua Corridor, Hazira Road, Adajan Pal, Surat-395009.



www.revivaldiagnostics.com

This Medical Report Is Not Intended For Medico-legal Purposes.  
Laboratory Test Results Are Subject To Technical Limitation And Should  
Be Clinically Correlate For Final Diagnosis



# REVIVAL DIAGNOSTICS

Name	HIMANSHUBHAI D MAHANT	Age/Gender	34Yrs/Male
Reg No.	1573/22	Receipt No	1266
Referred By	BOB - MEDI WHEEL(PKG10000240)	Mode of Payment	CREDIT
Collection Type	CENTER	Collection DateTime	10-Sep-2022 08:28 AM

### Stool Examination - 1009228 Released at 10-Sep-2022 04:38 PM

Parameter	Result	Biological Ref.Range	Method
-Consistency.	Semi-Solid		Manual

### Physical Examination

-Colour..	Brown		Manual
-Mucus..	Absent		Manual
-Pus..	Absent		Manual
-Blood..	Absent		Manual

### Chemical Examination

-Occult Blood..	Absent		
-Reducing Substance..	Absent		

### Microscopic Examination

-Ova..	Absent		
-Cysts..	Absent		
-Trophozoites..	Absent		
-Larva..	Absent		
-Red Blood Cells..	Absent		
-Macrophage cells..	Absent		
-Vegetable Cells..	Absent		
-Crystals..	Absent		
-Fat..	Absent		
-Darting Motility..	Not Seen		

### Revival Diagnostic

401, Aqua Corridor,  
B/s. Star Bazar, Surat-395009.  
Mo. 91062-28601

Dr. Mihir Icecreamwala

M.B.B.S., DPB.(PATH AND BACT)  
revivaldiagnostics.surat@gmail.com



0261 2747788, 9825947712



4<sup>th</sup> Floor, Aqua Corridor, Hazira Road, Adajan Pal, Surat-395009.



www.revivaldiagnostics.com

This Medical Report Is Not Intended For Medico-legal Purposes.  
Laboratory Test Results Are Subject To Technical Limitation And Should  
Be Clinically Correlate For Final Diagnosis

**KEVIVAL DIAGNOSTICS**

4TH FLOOR, AQUA CORRIDOE, NEAR STAR BAZAR, ADAJAN- 395009, SURAT

2959/HIMANSHU D MAHANT 34 Yrs/Male 83 Kg/168 Cms

Date: 10-Sep-2022 08:55:26 AM

Ref. By : MEDI WHEEL

**Summary**



Protocol : BRUCE

Objective : FOR TESTING PURPOSE ONLY.

Stage	StageTime (Min:Sec)	PhaseTime (Min:Sec)	Speed (kmph)	Grade (%)	METs	H.R. (bpm)	B.P. (mmHg)	R.P.P. x100	PVC	Comments
Supine					1.0	84	110/70	92	-	
Standing					1.0	86	110/70	94	-	
HV					1.0	93	110/70	102	-	
ExStart					1.0	89	110/70	97	-	
Stage 1	3:00	3:01	2.7	10.0	4.6	120	110/70	132	-	
Stage 2	3:00	6:01	4.0	12.0	7.0	148	130/80	192	-	
PeakEx	1:37	7:38	5.5	14.0	8.7	160	150/80	240	-	
Recovery	1:00		0.0	0.0	1.1	136	150/80	204	-	
Recovery	2:00		0.0	0.0	1.0	115	150/80	172	-	
Recovery	3:00		0.0	0.0	1.0	113	136/80	153	-	
Recovery	3:08		0.0	0.0	1.0	107	123/80	131	-	

Medication : Nil

History : Nil

Test End Reason : Test Complete

Findings :

The patient exercised according to BRUCE for 7:38, achieving a work level of Max METS:8.7. Resting heart rate initially 84 bpm, rose to a max. heart rate of 160 bpm which represents 86% of maximum age predicted heart rate. Resting blood pressure 110/70 mmhg, rose to a maximum blood pressure of 150/80 mmhg. The exercise stress test was stopped due to Test Complete

Parameters :

Exercise Time : 7:38 minutes

Max HR attained : 160 bpm 86% of Max Predictable HR 186

Max BP : 150/80(mmHg)

WorkLoad attained : 8.7 (Fair Effort Tolerance )

NOsignificant ST segment changes noted during exercise or recovery.

NOAngina/Arrhythmia/S3/murmur

Final Impression : Test is negative for inducible ischaemia.

Advice/Comments:

**Revival Diagnostic**

401, Aqua Corridor,

E/s. Star Bazar, Surat-395009

Mo. 91062-26601

**DR. ADITI PATEL**  
M.B.B.S. D.CARD (MUM)  
CLINICAL CARDIOLOGIST  
REG.NO.G-42901



REVIVAL DIAGNOSTICS

4TH FLOOR, AQUA CORRIDOE, NEAR STAR BAZAR, ADAJAN- 395009, SURAT

2959/HIMANSHU D MAHANT

34 Yrs/Male

83 Kg/168 Cms

Date: 10-Sep-2022 08:55:26 AM

12 Lead + Comparison

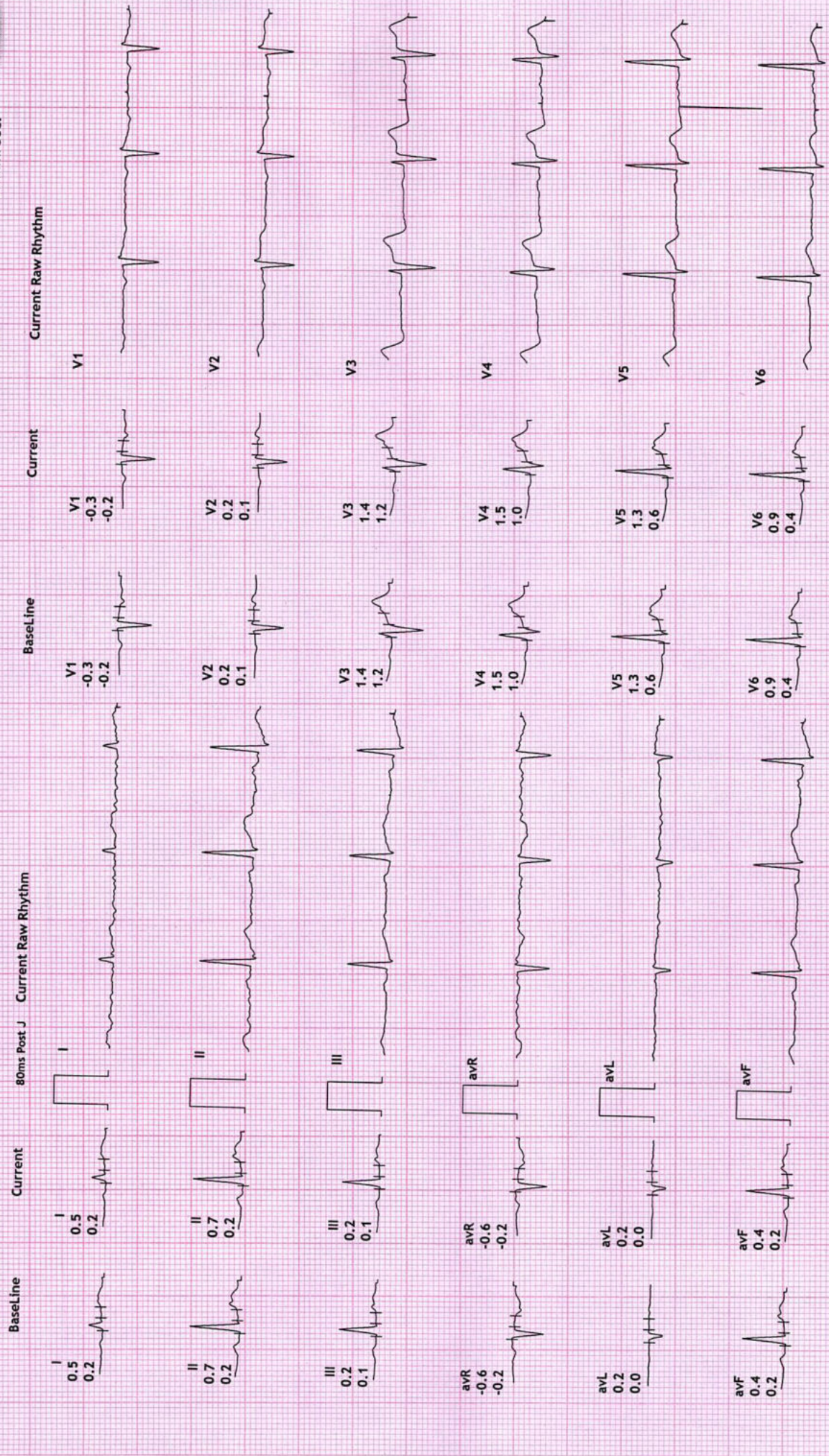


MPHR: 43% of 186  
Speed: 0.0 kmph  
Grade: 0.0%

Raw ECG  
BRUCE  
(1.0-100)HZ

Ex Time 00:32  
BLC :On  
Notch :Off

SUPINE  
10.0 mm/mV  
25 mm/Sec.



REVIVAL DIAGNOSTICS

4TH FLOOR, AQUA CORRIDOE, NEAR STAR BAZAR, ADAJAN- 3950009, SURAT

2959/HIMANSHU D MAHANT  
34 Yrs/Male  
83 Kg/168 Cms

Date: 10-Sep-2022 08:55:26 AM

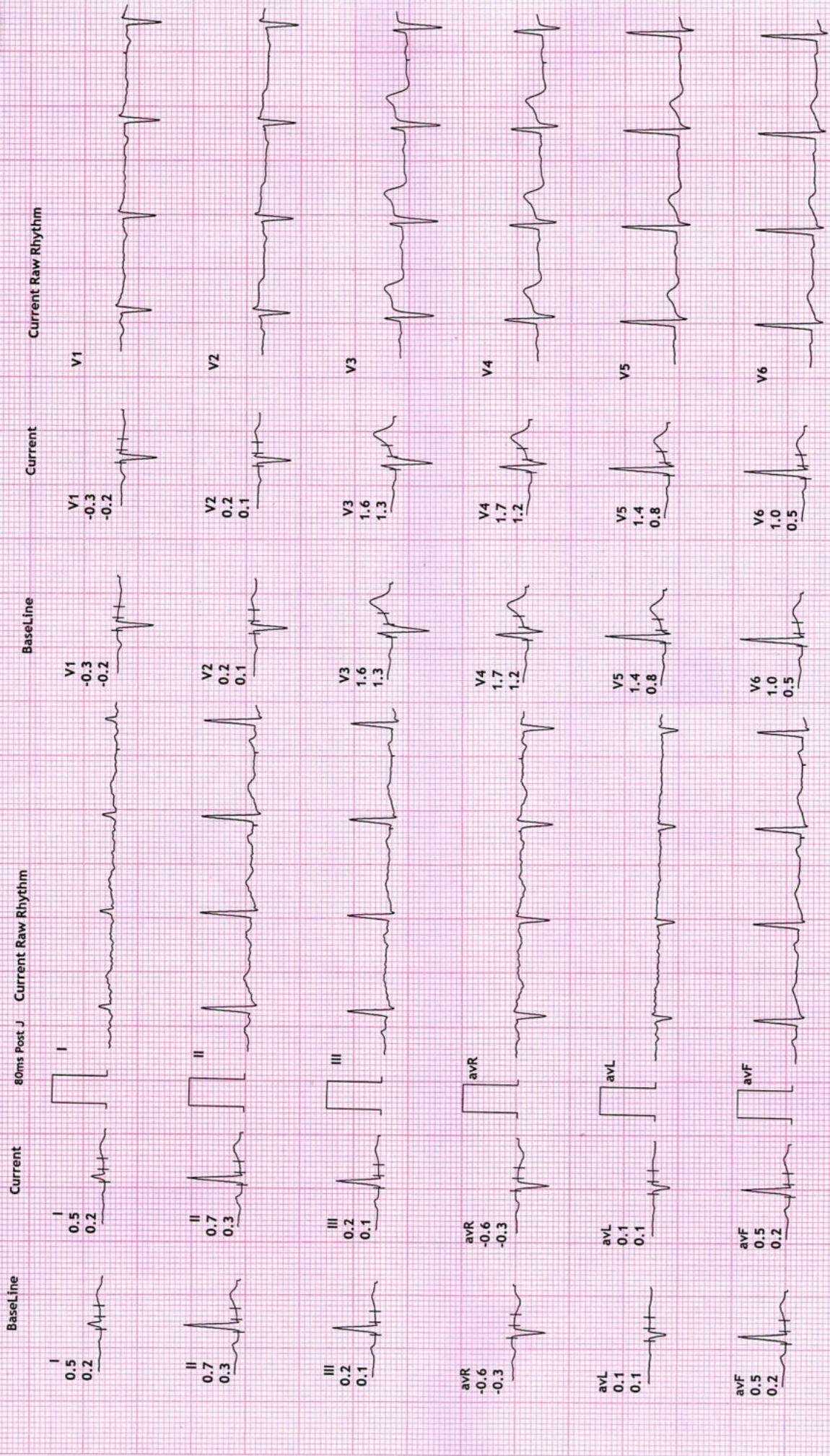
12 Lead + Comparison

HR: 85 bpm  
METs: 1.0  
BP: 110/70

Raw ECG  
BRUCE  
(1.0-100)HZ

Ex Time 00:47  
BLC :On  
Notch :On

STANDING  
10.0 mm/mV  
25 mm/Sec.



REVIVAL DIAGNOSTICS

4TH FLOOR, AQUA CORRIDOE, NEAR STAR BAZAR, ADAJAN- 3950009, SURAT

2959/HIMANSHU D MAHANT

34 Yrs/Male

83 Kg/168 Cms

Date: 10-Sep-2022 08:55:26 AM

HR: 93 bpm

METS: 1.0

BP: 110/70

MPHR: 50% of 186

Speed: 0.0 kmph

Grade: 0.0%

12 Lead + Comparison

Raw ECG

BRUCE

(1.0-100)HZ

Ex Time 01:01

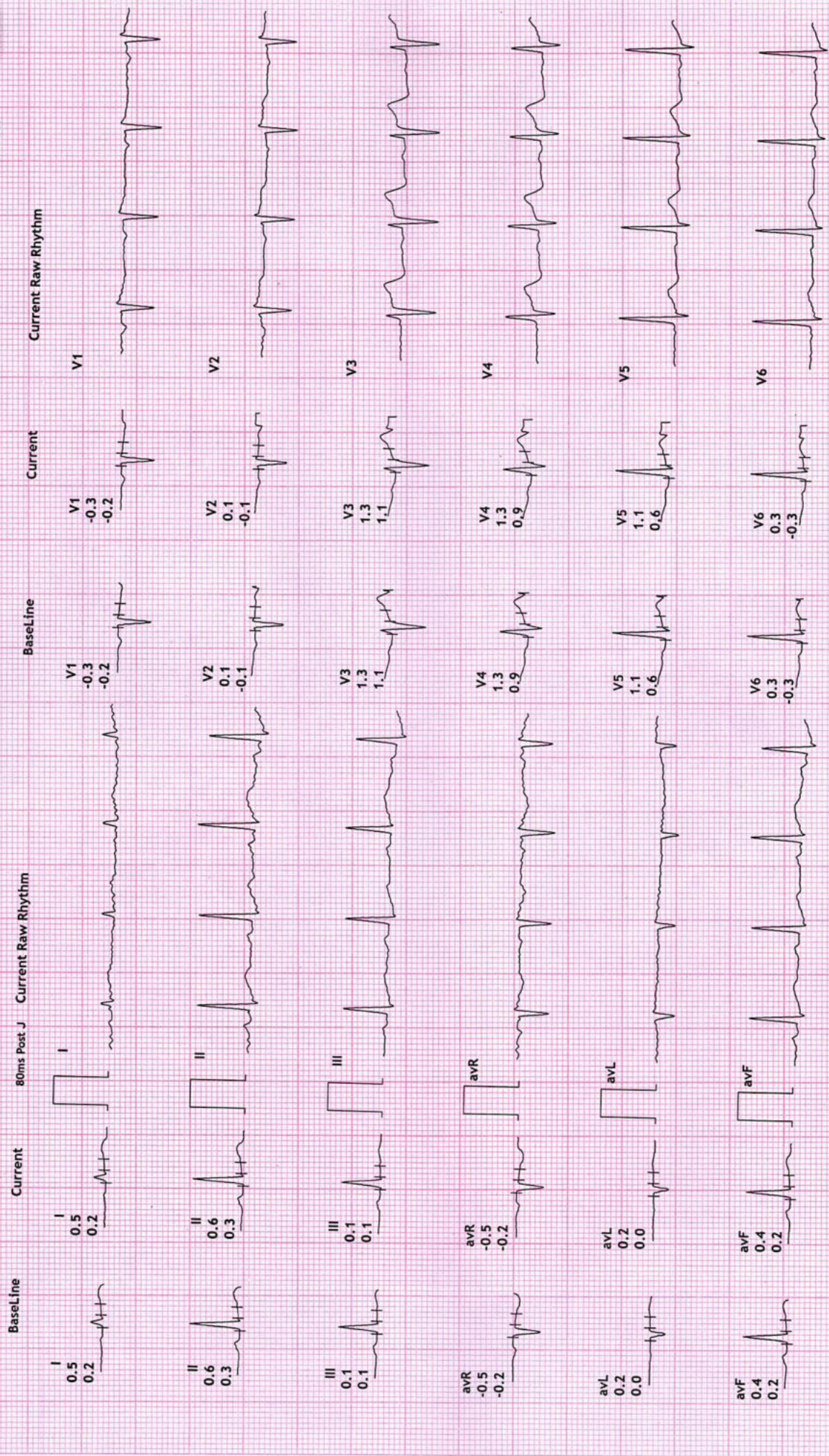
BLC : On

Notch : On

HV

10.0 mm/mV

25 mm/Sec.



REVIVAL DIAGNOSTICS

4TH FLOOR, AQUA CORRIDOE, NEAR STAR BAZAR, ADAJAN- 395009, SURAT

2959/HIMANSHU D MAHANT

34 Yrs/Male

83 Kg/168 Cms

Date: 10-Sep-2022 08:55:26 AM

HR: 87 bpm

METS: 1.0

Bp: 110/70

MPHR: 46% of 186

Speed: 0.0 kmph

Grade: 0.0%

12 Lead + Comparison

Raw ECG

BRUCE

(1.0-100)Hz

Ex Time 00:00

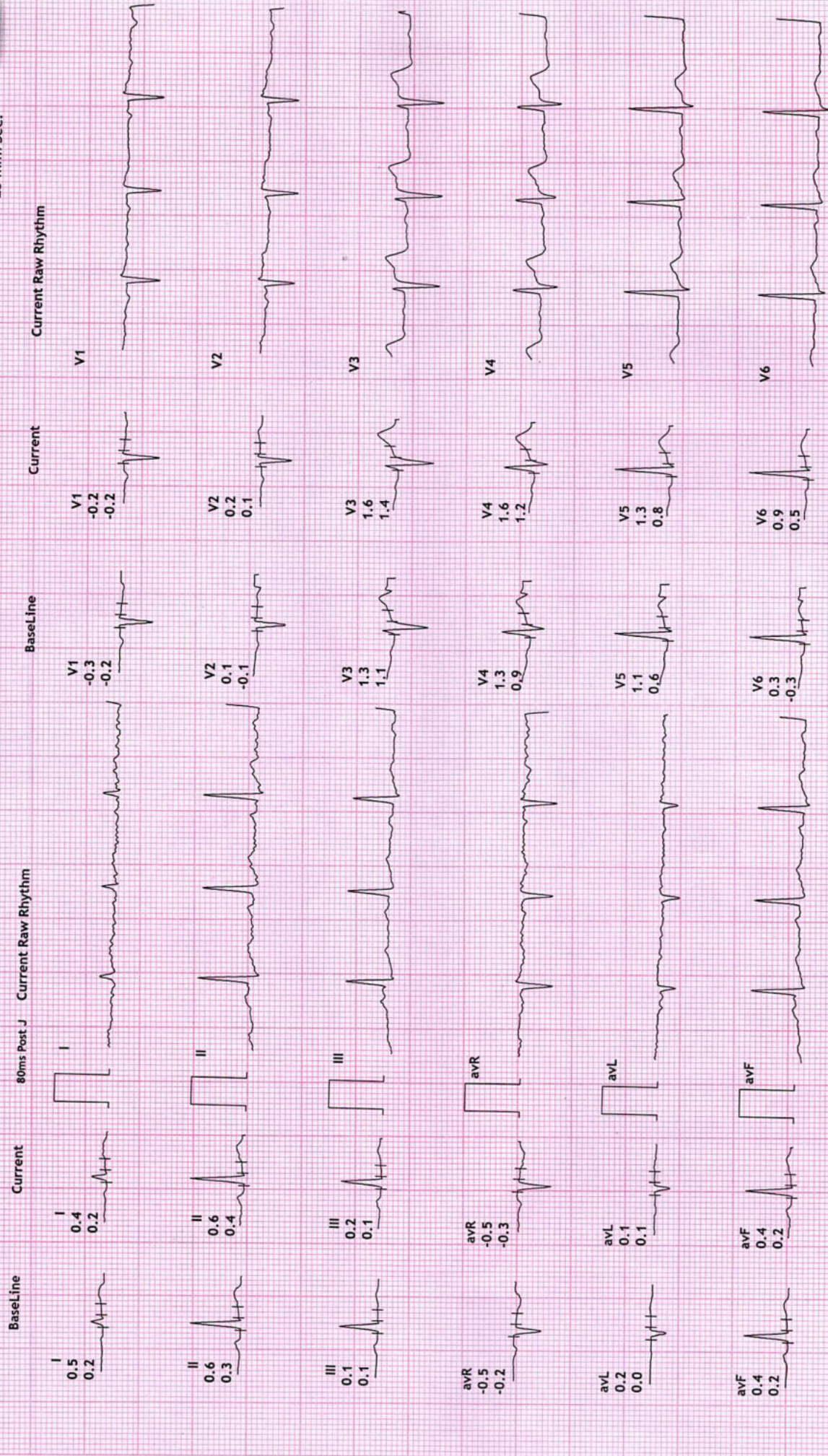
BLC :On

Notch :On

ExStrt

10.0 mm/mV

25 mm/Sec.



REVIVAL DIAGNOSTICS

4TH FLOOR, AQUA CORRIDOE, NEAR STAR BAZAR, ADAJAN- 395009, SURAT

2959/HIMANSHU D MAHANT

34 Yrs/Male

83 Kg/168 Cms

Date: 10-Sep-2022 08:55:26 AM

HR: 120 bpm

METS: 4.6

BP: 110/70

MPHR: 64% of 186

Speed: 2.7 kmph

Grade: 10.0%

12 Lead + Comparison

Raw ECG

BRUCE

(1.0-100)HZ

Ex Time 03:00

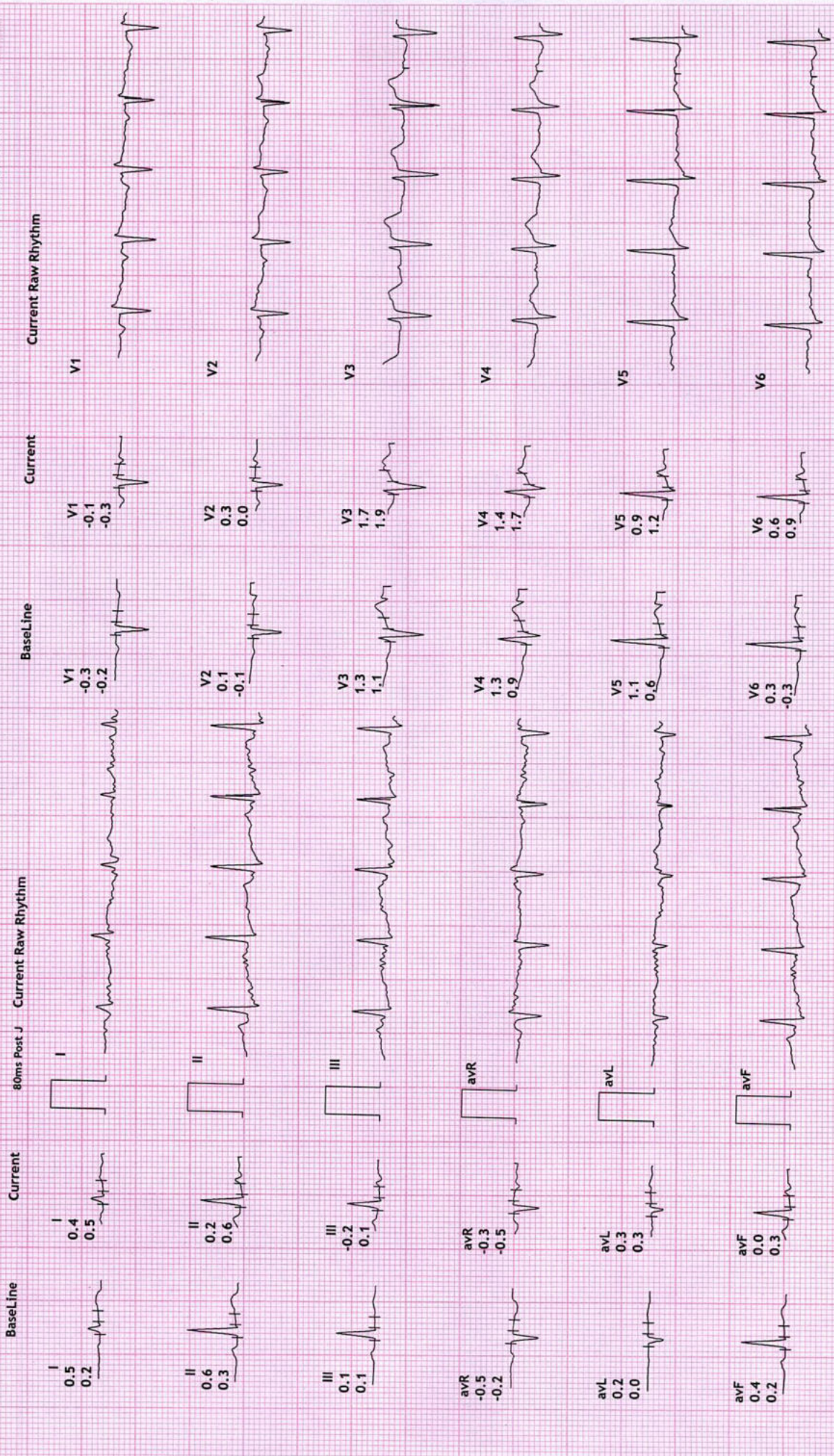
BLC :On

Notch :On

Stage 1 ( 03:00

10.0 mm/mV

25 mm/Sec.



REVIVAL DIAGNOSTICS

4TH FLOOR, AQUA CORRIDOE, NEAR STAR BAZAR, ADAJAN- 395009, SURAT

2959/HIMANSHU D MAHANT  
34 Yrs/Male  
83 kg/168 Cms

Date: 10-Sep-2022 08:55:26 AM

12 Lead + Comparison

MPHR: 79% of 186  
Speed: 4.0 kmph  
Grade: 12.0%

Raw ECG  
BRUCE  
(1.0-100)HZ

Ex Time 06:00  
BLC :On  
Notch :On

Stage 2 ( 03:00 )  
10.0 mm/mV  
25 mm/5sec.



REVIVAL DIAGNOSTICS

4TH FLOOR, AQUA CORRIDOE, NEAR STAR BAZAR, ADAJAN- 395009, SURAT

2959/HIMANSHU D MAHANT

34 Yrs/Male

83 Kg/168 Cms

Date: 10-Sep-2022 08:55:26 AM

HR: 160 bpm

METS: 8.7

BP: 150/80

MPHR: 86% of 186

Speed: 5.5 kmph

Grade: 14.0%

12 Lead + Comparison

Raw ECG

BRUCE

(1.0-100)HZ

Ex Time 07:37

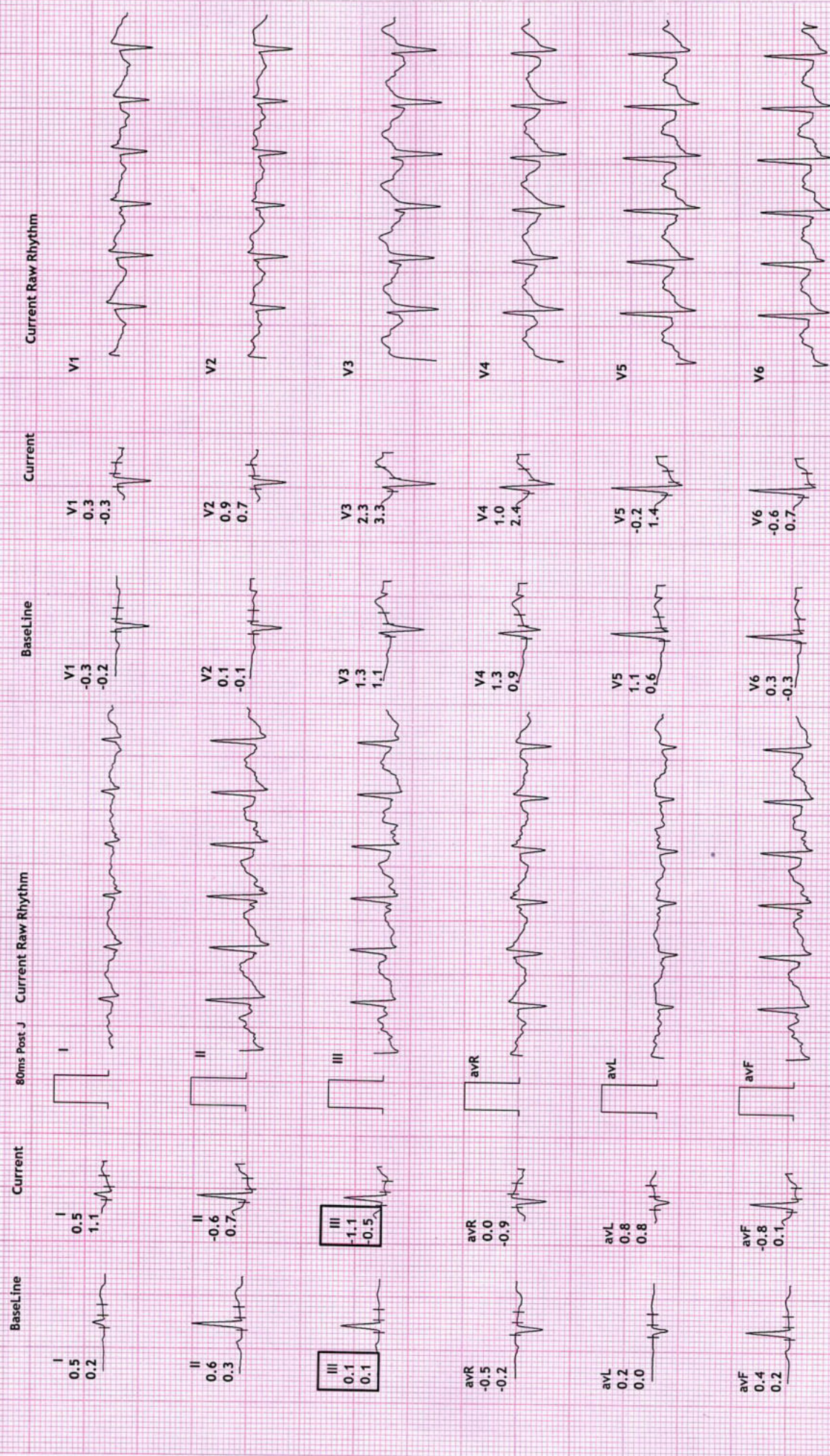
BLC :On

Notch :On

PeakEx

10.0 mm/mV

25 mm/Sec.



REVIVAL DIAGNOSTICS

4TH FLOOR, AQUA CORRIDOE, NEAR STAR BAZAR, ADAJAN- 395009, SURAT

2959/HIMANSHU D MAHANT

34 Yrs/Male

83 Kg/168 Cms

Date: 10-Sep-2022 08:55:26 AM

HR: 136 bpm

METS: 1.0

BP: 150/80

MPHR: 73% of 186

Speed: 0.0 kmph

Grade: 0.0%

12 Lead + Comparison

Raw ECG

BRUCE

(1.0-100)HZ

Ex Time 07:37

BLC : On

Notch : On

Recovery : ( 01

10.0 mm/mV

25 mm/Sec.





**REVIVAL DIAGNOSTICS**

**4TH FLOOR, AQUA CORRIDOE, NEAR STAR BAZAR, ADAJAN- 395009, SURAT**

2959/HIMANSHU D MAHANT  
34 Yrs/Male  
83 Kg/168 Cms

HR: 115 bpm  
METS: 1.0  
BP: 150/80

MPHR: 61% of 186  
Speed: 0.0 kmph  
Grade: 0.0%

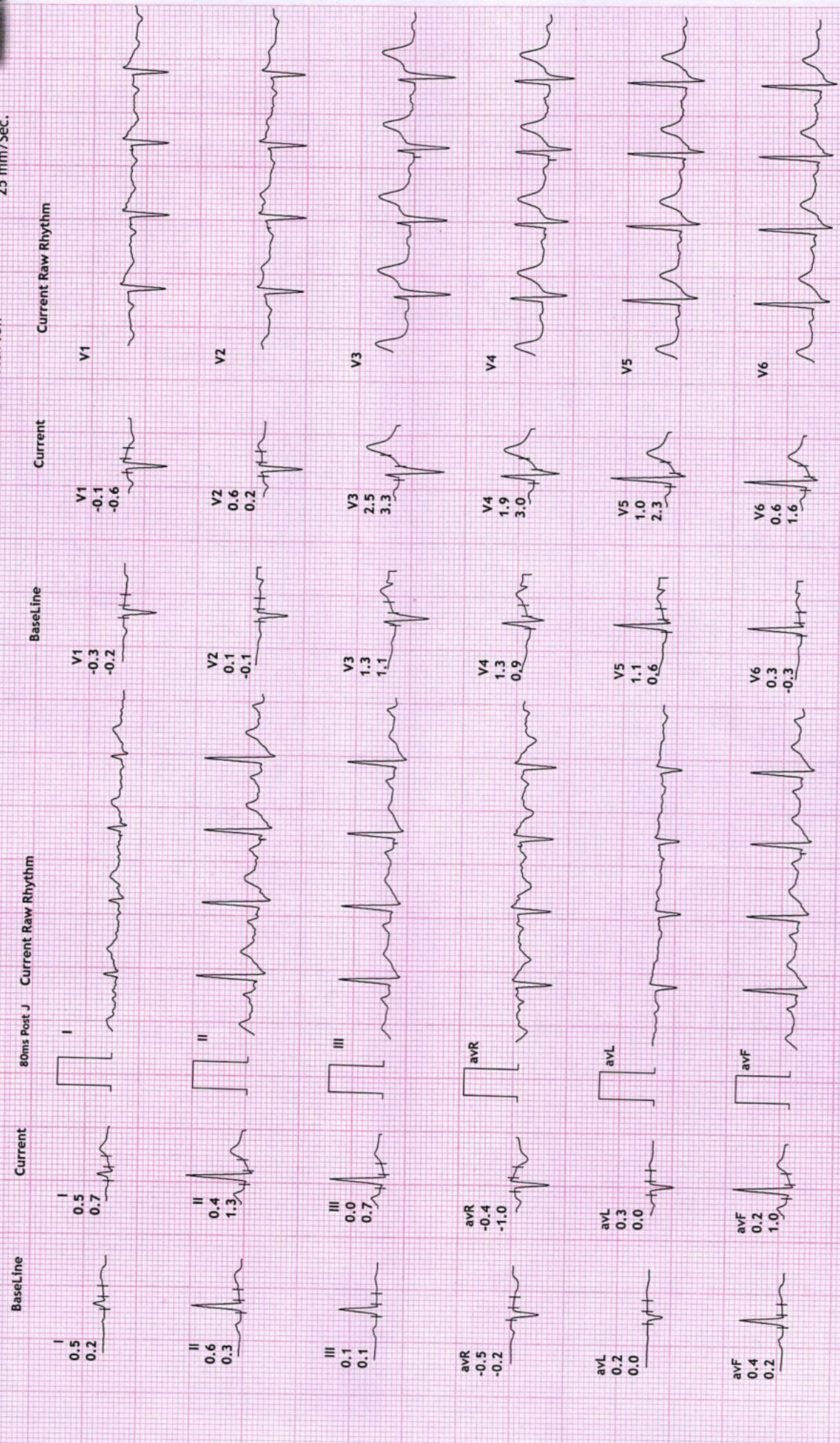
Date: 10-Sep-2022 08:55:26 AM

**12 Lead + Comparison**

Raw ECG  
BRUCE  
(1.0-100)HZ

Ex Time 07:37  
BLC :On  
Notch :On

Recovery : ( 02 )  
10.0 mm/mV  
25 mm/Sec.



REVIVAL DIAGNOSTICS

4TH FLOOR, AQUA CORRIDOE, NEAR STAR BAZAR, ADAJAN- 395009, SURAT

2959/HIMANSHU D MAHANT

34 Yrs/Male

83 Kg/168 Cms

Date: 10-Sep-2022 08:55:26 AM

HR: 113 bpm

METS: 1.0

BP: 136/80

MPHR: 60% of 186

Speed: 0.0 kmph

Grade: 0.0%

12 Lead + Comparison

Raw ECG

BRUCE

(1.0-100)Hz

Ex Time 07:37

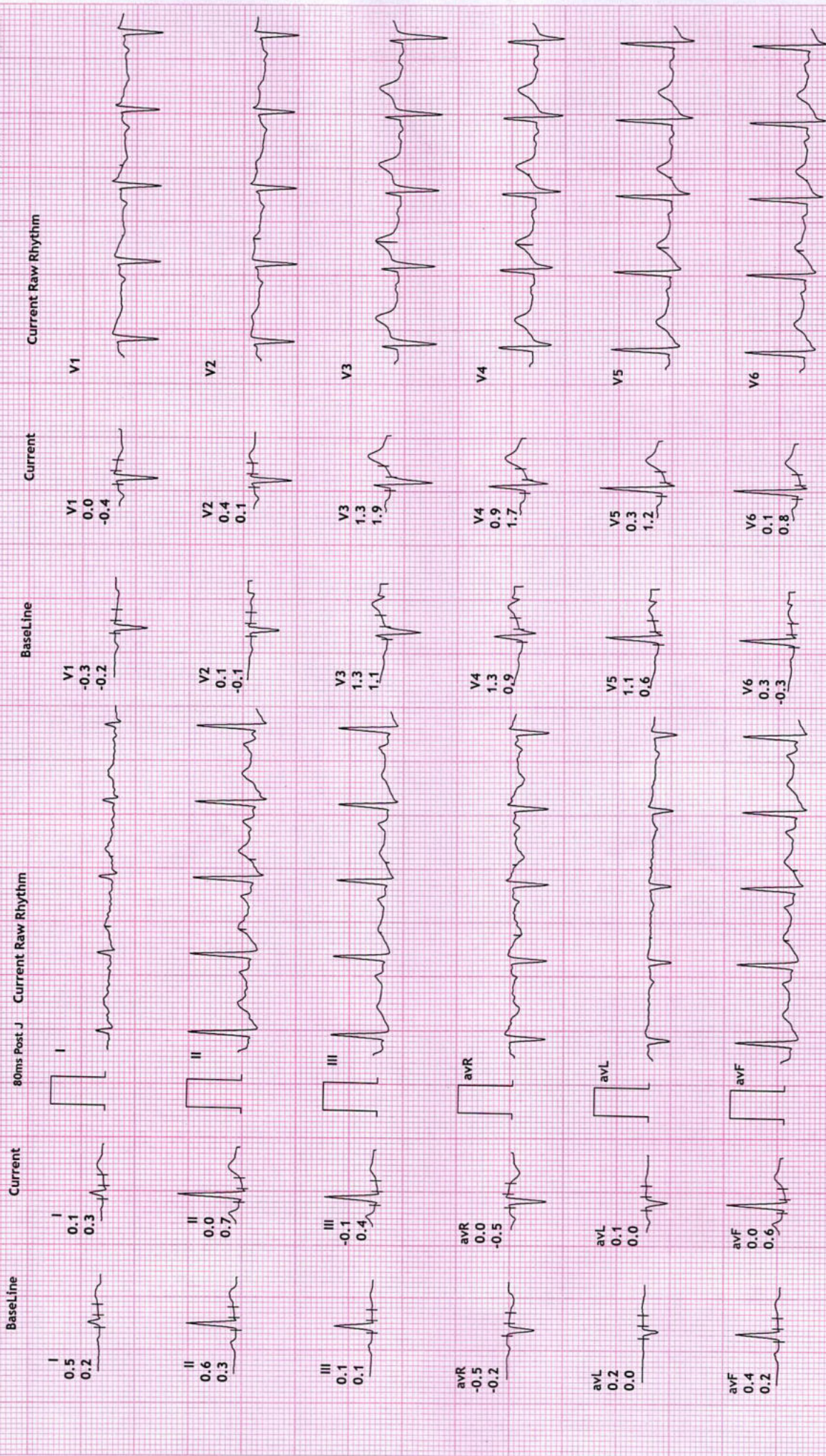
BLC :On

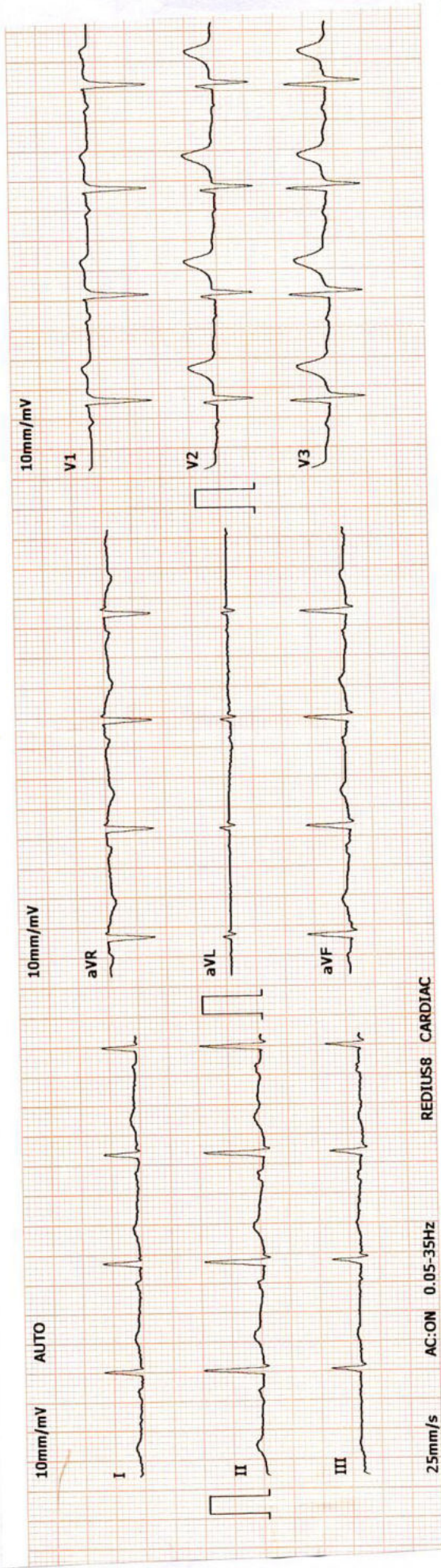
Notch :On

Recovery : ( 03

10.0 mm/mV

25 mm/Sec.

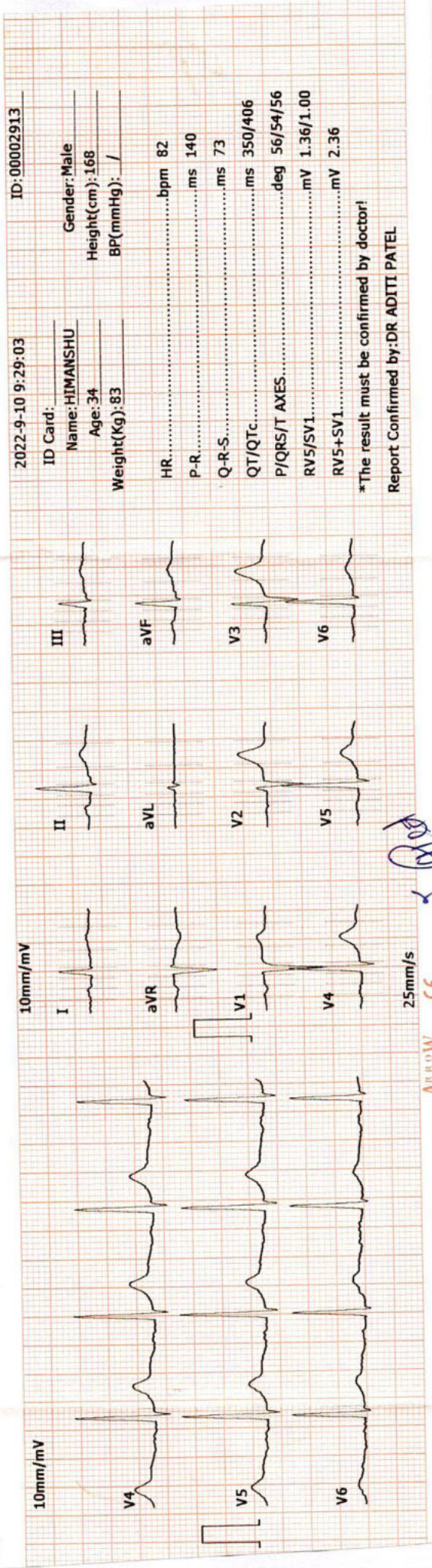




REDIUS8 CARDIAC

AC:ON 0.05-35HZ

ARROW CE



ID: 00002913

2022-9-10 9:29:03

ID Card: \_\_\_\_\_  
 Name: HIMANSHU \_\_\_\_\_  
 Age: 34 \_\_\_\_\_  
 Weight(Kg): 83 \_\_\_\_\_  
 Gender: Male \_\_\_\_\_  
 Height(cm): 168 \_\_\_\_\_  
 BP(mmHg): / \_\_\_\_\_

HR: ..... bpm 82  
 P-R: ..... ms 140  
 Q-R-S: ..... ms 73  
 QT/QTc: ..... ms 350/406  
 P/QRS/T AXES: ..... deg 56/54/56  
 RV5/SV1: ..... mV 1.36/1.00  
 RV5+SV1: ..... mV 2.36

\*The result must be confirmed by doctor!

Report Confirmed by: DR. ADITI PATEL


ARROW CE

**Revival Diagnostic**  
 401, Aqua Corridor,  
 B/s. Star Bazar, Surat-395009  
 Mo. 91062-28601

**DR. ADITI PATEL**  
 M.B.B.S., D. CARD (MUM)  
 CLINICAL CARDIOLOGIST  
 REG.NO.G-42901



# REVIVAL DIAGNOSTICS



Name	HIMANSHUBHAI D MAHANT	Age/Gender	34Yrs/Male
Reg No.	1573/22	Receipt No	1266
Referred By	BOB - MEDI WHEEL(PKG10000240)	Mode of Payment	CREDIT
Collection Type	CENTER	Collection DateTime	10-Sep-2022 08:28 AM

## ECG

- REPORT :

1. The rhythm is sinus.
2. Heart rate is 82 beats per minute.
3. Normal P,QRS,T wave axis.
4. Normal PR,QRS,Q.T. Duration.
5. No pathological q wave or ST-T changes seen.
6. No evidence of chamber hypertrophy or enlargement seen.

IMPRESSION : ECG WITHIN NORMAL LIMITS

REVIVAL  
DIAGNOSTICS

  
Signature

**Revival Diagnostic**  
401, Aqua Corridor,  
B/s. Star Bazar, Surat-395009  
Mo. 91062-28601

**DR. ADITI PATEL**  
M.B.B.S., D. CARD (MUM)  
CLINICAL CARDIOLOGIST  
REG.NO.G-42901



0261 2747788, 9825947712



4<sup>TH</sup> Floor, Aqua Corridor, Hazira Road, Adajan Pal, Surat-395009.



revivaldiagnostics.surat@gmail.com



www.revivaldiagnostics.com

This Medical Report Is Not Intended For Medico-legal Purposes.  
Laboratory Test Results Are Subject To Technical Limitation And Should  
Be Clinically Correlate For Final Diagnosis



NAME	HIMANSHU MAHANT	DATE	10-Sep-2022
REFERRED BY	MEDI WHEEL	AGE / SEX	34 YRS / M

Thanks for the reference

## USG ABDOMEN

**LIVER:** is normal in size and shows homogeneous echotexture.

No evidence of intrahepatic biliary radicles dilatation / focal space occupying lesion.

The portal vein and common bile duct show normal caliber.

**GALL BLADDER:** is distended and shows 7 x 6 mm polyp.

**SPLEEN:** Is normal in size and shows normal echo pattern.

**PANCREAS:** shows normal echo anatomy and its relationship with splenic vein is normal.

**KIDNEYS:** Both the kidneys are normal in size, shape and location and show normal cortico-medullary differentiation.

**Right kidney** measures- 10.0 x 4.3 cms.

**Left kidney** measures- 10.6 x 4.7 cms.

No evidence of hydronephrosis or calculus.

**URINARY BLADDER:** is distended with smooth walls.

No evidence of diverticulum or calculus.

**PROSTATE:** is normal in size and shows homogeneous echotexture.

No evidence of ascites / pleural effusion.

Fluid and gas filled bowel loops with normal wall thickness and peristalsis noted.

## **IMPRESSION:**

- small gall bladder polyp

**Dr. Chirag K. Patel**  
MBBS DMPD  
Reg. No. G-23509  
**DR. CHIRAG K. PATEL**  
**RADIOLOGIST**  
Revival Diagnostics  
4th Floor, Aqua Corridor,  
Nr. Star Bazar, Hazira Main Road,  
Adajan, Surat-395009.  
Mo. 97266 726683

Laboratory Test Result are Subject to technical limitation and should be clinically correlate for final diagnosis

4th Floor, Aqua Corridor, Hazira Road, Adajan Paal, Surat-395009.

0261 2747788

revivaldiagnostics.surat@gmail.com

www.revivaldiagnostics.com

This medical report is not intended for medico-legal purposes.

R

NAME : HIMANSHUBHAI D MAHANT  
AGE: 34 YRS / MALE  
REF BY: MEDI WHEEL



# REVIVAL DIAGNOSTICS



Name	HIMANSHUBHAI D MAHANT	Age/Gender	34Yrs/Male
Reg No.	1573/22	Receipt No	1266
Referred By	BOB - MEDI WHEEL(PKG10000240)	Mode of Payment	CREDIT
Collection Type	CENTER	Collection DateTime	10-Sep-2022 08:28 AM

## CHEST RADIOGRAPH (PA VIEW)

- Hilar shadows are within normal limits.
- Pulmonary vasculature appears normal.
- Cardiac appears normal in size.
- Both dome of the diaphragm are smooth.
- Both costophrenic recesses are clear.
- Both lung fields appear normal.
- Visualized bones and soft tissue shadows appear normal.

IMPRESSION: NORMAL STUDY.

DR. CHIRAG K PATEL  
RADIOLOGIST

REVIVAL  
DIAGNOSTICS

**Dr. Chirag K. Patel**

MBBS-DMPD

Reg. No. G-72509

Radiologist

**Revival Diagnostic**

4th Floor, Aqua Corridor,  
Nr. Star Bazar, Hazira Main Road,  
Adajan, Surat-395009.  
Mo. 97266 726683

Laboratory Test Result are Subject to technical limitation and should be clinically correlate for final diagnosis

📍 4th Floor, Aqua Corridor, Hazira Road, Adajan Paal, Surat-395009.  
☎ 0261 2747788 ✉ revivaldiagnostics.surat@gmail.com 🌐 www.revivaldiagnostics.com  
This medical report is not intended for medico-legal purposes.



10-Sep-2022 8:24:48 am  
Himanshubhai