

### OP CASE SHEET

MRNO : FGUN.0000017574  
 Patient Name : Mr. KELAM CHENNANJANEYULU REDDY  
 Sex / Age : Male / 42 Y  
 Address :

Date : 25-03-2023  
 Department : General  
 Consultant :  
 Mobile No : +917661004477

Pulse : 88 <sup>bt</sup> / min	B.P : 140 / 90 mmHg	Resp : 22	Temp : 98.6 f
Weight : 116 kg	Height : 175 cm	BMI : 38.6	Waist Circum : 98.1

Chief Complaints : *came for General Checkup*  
*No Significant complaint found.*

Past History : *No Significant past history.*

General and Systemic Examination : *NAD.*

Diagnosis and Final Impression :

Treatment, Recommendation and Investigations :

*Adv. :*  
*Regular exercise*  
*Repeat Thyroid Profile*  
*after 1 month.*

Follow Up :  
 Doctor Signature With Date :  
*[Signature]*  
 25/3/23

## CERTIFICATE OF MEDICAL FITNESS

This is to certify that I have conducted the clinical examination  
of Kalam. Chemranjaneyulu Reddy on 25/03/2023.

After reviewing the medical history and on clinical examination it has been found that he/she is

	Tick
<ul style="list-style-type: none"> <li>• Medically Fit</li> </ul>	✓
<ul style="list-style-type: none"> <li>• Fit with restrictions/recommendations</li> </ul> <p>Though following restrictions have been revealed, in my opinion, these are not impediments to the job.</p> <p>1.....</p> <p>2.....</p> <p>3.....</p> <p>However, the employee should follow the advice/medication that has been communicated to him/her.</p> <p>Review after _____</p>	
<ul style="list-style-type: none"> <li>• Currently Unfit. Review after _____ recommended</li> <li>• Unfit</li> </ul>	

Dr. [Signature]  
Medical Officer  
The Apollo Clinic, 25/3/23

*This certificate is not meant for medico-legal purposes*

**Licensee: SRI HANUMAN HEALTH AND LIFESTYLE LLP**

GST: 37AAMFH3723P1ZT  
Address: 3-28-26/11, Kundala Road, Guntur,  
Guntur, Andhra Pradesh 522006

Online appointments: [www.apolloclinic.com](http://www.apolloclinic.com)  
Email: [guntur@apolloclinic.com](mailto:guntur@apolloclinic.com)

TO BOOK AN APPOINTMENT

☎	<b>0863 222 2933</b>
LAB	<b>888 663 2122</b>

**Patient Information**

**FVL (ex/in)**

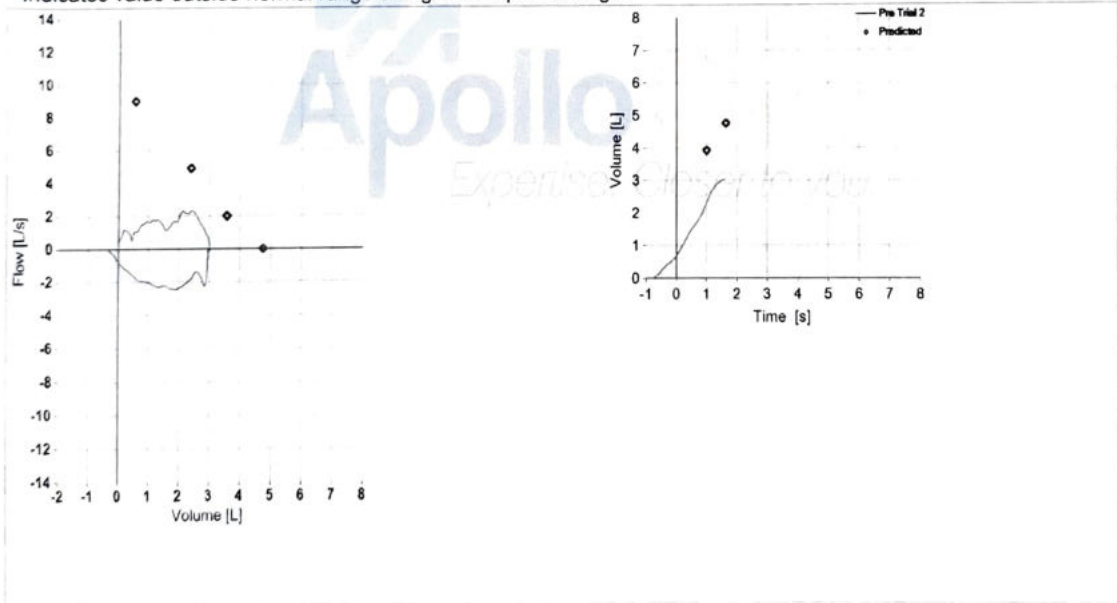
Name	Mr.k chennanjaneyulu	Asthma	--
ID	fgun.0000017574	Smoker	--
Age	41 (22-08-1981)	Test Type	FVL (ex/in)
Height	175 cm	Test Date	25-03-2023 13:32:41
Weight	116 kg	Post Time	
Gender	Male	Interpretation	GOLD(2008)/Hardie
Ethnicity	INDIAN (+)	Predicted	Knudson, 1983 * 1.00
		Physician	

Parameter	Pred	LLN	Pre Best	
			Trial-2	%Pred
FVC [L]	4.77	3.50	3.03*	63
FEV1 [L]	3.92	3.03	2.28*	58
FEV1/FVC	0.823	0.715	0.754	92
FEF25-75 [L/s]	4.13	1.66	1.63*	39
PEF [L/s]	9.02	-	2.32	26
FET [s]	-	-	1.6	-
FIVC [L]	4.77	3.50	3.35*	70
PIF [L/s]	-	-	2.47	-

System Interpretation Pre No interpretation, not enough acceptable maneuvers

Caution: Poor session quality. Interpret with care

\* Indicates value outside normal range or significant post change.



**Physician Signature**

Licensee: SRI HANUMAN HEALTH AND LIFESTYLE LLP

GST: 37AAMFH3723P1ZT

Address: 3-28-26/11, Kundala Road, Guntur,  
Guntur, Andhra Pradesh 522006

Online appointments: [www.apolloclinic.com](http://www.apolloclinic.com)

Email: [guntur@apolloclinic.com](mailto:guntur@apolloclinic.com)

TO BOOK AN APPOINTMENT



**OP CASE SHEET**

FGUN NO. :

Date : 25-03-2023

Patient Name : KELAM CHENNANJANEYULU REDDY

Department : ENT

Age / Sex : 42Y/M

DR . DR. SHARMILA

Mobile No:7661004477

Pulse:	B.P:	Resp:	Temp:
Weight:	Height:	BMI:	SpO <sub>2</sub> :

**Chief Complaints:**

Pt came for regular checkup of ENT

**Past History:**

O/E

Both ear : @  
 & Tuning fork tests - normal limits.

**General and Systemic Examination:**

Note  
 Throat NAD.

**Diagnosis and Final Impression:**

**Treatment, Recommendation and Investigations:**

14

- Neosporin - 14 ointment

Follow up : Rei SOB

Doctor Signature with Date: D Sharmila  
24/3/2023

**OP CASE SHEET**

FGUN NO. :

Date : 25-03-2023

Patient Name : KELAM CHENNJANEYULU REDDY

Department : DENTAL

Age / Sex : 42Y/M

DR. DR. SAI MADHAV GABBITI

Mobile No: 7661004477

Pulse:	B.P:	Resp:	Temp:
Weight:	Height:	BMI:	SpO <sub>2</sub> :

Chief Complaints: Patient came for future dental checkup.

Past History: Underwent FPD 7 years ago.

General and Systemic Examination: N R A

Diagnosis and Final Impression:  
Gen. gingival recession.  
FPD IXT 21/12 -

Treatment, Recommendation and Investigations:

Adv - Scaling -  
Adv - Gum massage & oral hygiene instructions.

Follow up :

R  
1) methohex gel.  
1 - 0 - 1  
for 15 days

Doctor Signature with Date:

*[Signature]*  
25/03/23

**Results**

Run Date 03/25/2023 02:04:13 PM

Operator APOL DGMT

Last Name

Sample ID AUTO\_SID0008

First Name K.C.REDDY

Rack/Pos

Gender Male

Age 42 Y

Department

Patient ID 082503

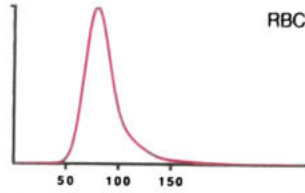
Physician SELF

Birth Date

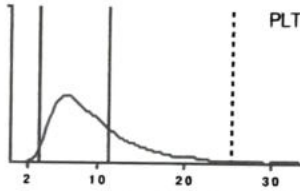
Type Man

Sample comments

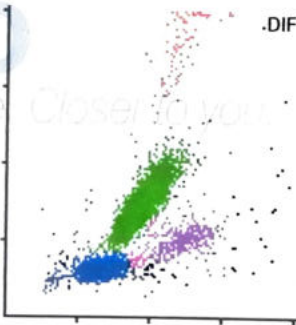
			Range
RBC	5.45	10 <sup>6</sup> /μL	4.20 - 6.00
HGB	15.8	g/dL	13.0 - 17.0
HCT	47.6	%	39.0 - 52.0
MCV	87.4	μm <sup>3</sup>	76.0 - 100.0
MCH	29.0	pg	26.0 - 34.0
MCHC	33.2	g/dL	32.0 - 35.0
RDW-CV	13.2	%	11.0 - 16.0
RDW-SD	50.4	h μm <sup>3</sup>	37.0 - 49.0



			Range
PLT	231	10 <sup>3</sup> /μL	150 - 400
PCT	0.22	%	0.15 - 0.40
MPV	9.4	μm <sup>3</sup>	8.0 - 11.0
PDW	14.7	μm <sup>3</sup>	11.0 - 22.0
P-LCC	60	10 <sup>3</sup> /μL	44 - 140
P-LCR	26.1	%	18.0 - 50.0



			Range	%	Range
WBC	7.36	10 <sup>3</sup> /μL	3.50 - 10.00		
	#				
NEU	4.30	1.60 - 7.00	58.4		40.0 - 73.0
LYM	2.52	1.00 - 3.00	34.3		15.0 - 45.0
MON	0.28	0.20 - 0.80	3.7		4.0 - 12.0
EOS	0.15	0.00 - 0.50	2.1		0.5 - 7.0
BAS	0.08	0.00 - 0.15	1.1		0.0 - 2.0
LIC	0.03	0.00 - 0.10	0.4		0.0 - 1.0



**Slide Review**

Neutrophil	Myeloblast	Anisocytosis
Lymphocyte	Promyelocyte	Hypochromia
Monocyte	Myelocyte	Polychromasia
Eosinophil	Metamyelocyte	Poikilocytosis
Basophil	Blast	Microcytosis
Atypical Lymphocyte	Target Cell	Macrocytosis
Other	Sickle Cell	Platelet Clumps

Reviewed on \_\_\_\_\_ by \_\_\_\_\_ Signature :

Patient Name	: Mr. KELAM CHENNANJANEYULU REDDY	Reg .No	: 1000011058
Sex / Age	: Male / 42Years	Client Code	: Apollo Guntur
Ref. Doctor	: Self	Reg. On	: 25-03-2023 10:06:00 AM
Ref. Customer	: APOLLO B1	Sample Received	: 25-03-2023 10:07:00 AM
Test ID	: 12066	Reported On	: 25-03-2023 06:07:00 PM

**DEPARTMENT OF HAEMATOLOGY AND CLINICAL PATHOLOGY**

**TEST NAME**

**Peripheral Smear :**

**RBC:**

Normocytic Normochromic RBC

**WBC :**

Total and differential counts are with in normal limits.  
No abnormal cells

Differential Count: - Neutrophils - 61%  
Lymphocytes - 34%.  
Monocytes - 03%  
Eosinophils - 02%

**Platelet Count :** Adequate – 2,50,000 /cum. Seen discretely.

**Haemoparasites:**No hemoparasites.

**IMPRESSION :** NORMAL BLOOD PICTURE .

\*\*\*End of the Report\*\*\*

  
**Dr.G.SUMALATHA**  
CONSULTANT PATHOLOGIST

Licensee: SRI HANUMAN HEALTH AND LIFESTYLE LLP

GST: 37AAMFH3723P1ZT

Address: 3-28-26/11, Kundala Road, Guntur,  
Guntur, Andhra Pradesh 522006

Online appointments: [www.apolloclinic.com](http://www.apolloclinic.com)  
Email: [guntur@apolloclinic.com](mailto:guntur@apolloclinic.com)

TO BOOK AN APPOINTMENT

 **0863 222 2933**  
 **888 663 2122**

Patient Name	: Mr. KELAM CHENNANJANEYULU REDDY	Reg.No	: 100011058
Sex / Age	: Male / 42Years	Client Code	: Apollo Guntur
Ref. Doctor	: Self	Reg. On	: 25-03-2023 10:06:00 AM
Ref. Customer	: APOLLO B1	Sample Received	: 25-03-2023 10:07:00 AM
Test ID	: 12066	Reported On	: 25-03-2023 06:07:00 PM

**DEPARTMENT OF HAEMATOLOGY AND CLINICAL PATHOLOGY**

<u>TEST NAME</u>	<u>RESULT</u>
Blood Grouping	" O "
Rh Typing	Positive



*Ch. Raju*

CH. Raju

Lab Technician

Licensee: SRI HANUMAN HEALTH AND LIFESTYLE LLP

GST: 37AAMFH3723P1ZT

Address: 3-28-26/11, Kundala Road, Guntur,  
Guntur, Andhra Pradesh 522006

Online appointments: [www.apolloclinic.com](http://www.apolloclinic.com)

Email: [guntur@apolloclinic.com](mailto:guntur@apolloclinic.com)



*Dr. G. Suma Latha*

Dr. G. Suma Latha MBBS, DCP.

Consultant Pathologist

TO BOOK AN APPOINTMENT





Patient Name	: Mr. KELAM CHENNANJANEYULU REDDY	Reg.No	: 100011058
Sex / Age	: Male / 42Years	Client Code	: Apollo Guntur
Ref. Doctor	: Self	Reg. On	: 25-03-2023 10:06:00 AM
Ref. Customer	: APOLLO B1	Sample Received	: 25-03-2023 10:07:00 AM
Test ID	: 12066	Reported On	: 25-03-2023 06:07:00 PM

**DEPARTMENT OF CLINICAL BIOCHEMISTRY**

<u>TEST NAME</u>	<u>RESULTS</u>	<u>UNITS</u>	<u>BIO.REFERENCE INTERVAL</u>
<b>Glycosylated Hemoglobin (HbA1c):</b>			
Glycosylated Hemoglobin (HbA1c):	5.4	%	< 6.0% : Non Diabetic 6.0 - 7.0% : Good Control 7.0 - 8.0% : Average Control 8.0 - 9.0% : Poor Control >9.0% :Very poor control

Mean Blood Glucose **108.3** mg/dL

**INTERPRETATION:** HbA1c is an indicator of glycemic control. HbA1c represents average glycemia over the past six to eight weeks. Glycation of hemoglobin occurs over the entire 120 day life span of the red blood cell, but within this 120 days. Recent glycemia has the largest influence on the HbA1c value. Clinical studies suggest that a patient in stable control will have 50% of their HbA1c formed in the month before sampling, 25% in the month before that, and the remaining 25% in months two to four.

Mean Plasma Glucose mg/dl =  $(\text{HbA1c} \times 28.7) - 46.7$  Correlation between HbA1c and Mean Plasma Glucose (MPG) is not "perfect" but rather only this means that to predict or estimate average glucose from Hb-A1c or vice-versa is not "perfect" but gives a good working ballpark estimate. Afternoon and evening results correlate more closely to HbA1c than morning results, perhaps because morning fasting glucose levels vary much more than daytime glucose levels, which are easier to predict and control.

As per IFCC recommendations 2007, HbA1c being reported as above maintaining traceability to both IFCC (mmol/mol) & NGSP (%) units..

*Ch. Raju*

CH. Raju

Lab Technician



*Dr. G. Suma Latha*

Dr. G. Suma Latha MBBS, DCP

Consultant Pathologist

TO BOOK AN APPOINTMENT



Licensee: SRI HANUMAN HEALTH AND LIFESTYLE LLP

GST: 37AAMFH3723P1ZT

Address: 3-28-26/11, Kundala Road, Guntur,  
Guntur, Andhra Pradesh 522006

Online appointments: [www.apolloclinic.com](http://www.apolloclinic.com)

Email: [guntur@apolloclinic.com](mailto:guntur@apolloclinic.com)

Patient Name : **Mr. KELAM CHENNANJANEYULU REDDY**

Reg.No : 100011058

Sex / Age : Male / 42Years

Client Code : Apollo Guntur

Ref. Doctor : Self

Reg. On : 25-03-2023 10:06:00 AM

Ref. Customer : APOLLO B1

Sample Received : 25-03-2023 10:07:00 AM

Test ID : 12066

Reported On : 25-03-2023 06:07:00 PM

**DEPARTMENT OF CLINICAL BIOCHEMISTRY**

<u>TEST NAME</u>	<u>RESULTS</u>	<u>UNITS</u>	<u>BIO.REFERENCE INTERVAL</u>
Fasting Blood Sugar (Hexokinase)	91	mg/dl	70 - 110
Post Prandial Blood Sugar (Hexokinase)	128	mg/dl	80-170
Blood Urea (Enzymatic, Urease-GLDH)	22	mg/dl	15 - 45
Creatinine	1.0	mg/dl	Adults 0.6 -1.5 child(0 - 2yrs) 0.2 - 0.6 (3 -8 yrs) 0.3 - 0.8

**ELECTROLYTES - SERUM**

Sodium - Na+	141	mmol/l	136 - 145
Potassium - K+	4.4	mmol/l	3.5 - 5.1
Chloride - Cl - ISE - Direct	105	mmol/l	98.0 - 107

*Ch. Raju*

CH. Raju

Lab Technician



*G. Suma Latha*

Dr. G Suma Latha MBBS, DCP.

Consultant Pathologist

TO BOOK AN APPOINTMENT

Licensee: **SRI HANUMAN HEALTH AND LIFESTYLE LLP**

GST: 37AAMFH3723P1ZT

Address: 3-28-26/11, Kundala Road, Guntur,  
Guntur, Andhra Pradesh 522006

Online appointments: [www.apolloclinic.com](http://www.apolloclinic.com)

Email: [guntur@apolloclinic.com](mailto:guntur@apolloclinic.com)



Patient Name : **Mr. KELAM CHENNANJANEYULU REDDY**  
 Sex / Age : Male / 42Years  
 Ref. Doctor : Self  
 Ref. Customer : APOLLO B1  
 Test ID : 12066

Reg.No : 100011058  
 Client Code : Apollo Guntur  
 Reg. On : 25-03-2023 10:06:00 AM  
 Sample Received : 25-03-2023 10:07:00 AM  
 Reported On : 25-03-2023 06:07:00 PM

**DEPARTMENT OF CLINICAL BIOCHEMISTRY**

<u>TEST NAME</u>	<u>RESULTS</u>	<u>UNITS</u>	<u>BIO.REFERENCE INTERVAL</u>
<b><u>LIVER FUNCTION TEST:</u></b>			
Total Bilurubin (Jendrassik & Grof)	0.6	mg/dl	Up to 1.0
Direct Bilurubin (Diazotization)	0.2	mg/dl	0.0 - 0.2
Indirect Bilurubin (Calculated)	0.4	mg/dl	0.2 - 0.8
Alkaline Phosphatase (PNPP,AMP Buffer-IFCC Ref.Proc.,Calibrated)	83	Iu/L	Up to 140
AST (SGOT) (UV,Using Pyridoxal Phosphate:IFCC)	22	Iu/L	Up to 40
ALT (SGPT) (UV,Using Pyridoxal Phosphate:IFCC)	26	Iu/L	Up to 40
PROTEIN- TOTAL (Modified Biuret)	6.9	g/dl	6.0 - 8.0
Albumin (Bromocresol Purple Dye)	3.9	g/dl	3.5 - 5.0
Globulin (Calculated)	3.0	g/dl	2.5 - 5.5
Albumin:Globulin - (Ratio) (Calculated)	1.3		1.0 - 2.0
Gamma Glutamyl Transferase (GGT)	23	u/l	Healthy Men : 15 - 85 Healthy Women : 05 - 55

*Ch. Raju*

CH. Raju

Lab Technician

Licensee: SRI HANUMAN HEALTH AND LIFESTYLE LLP

GST: 37AAMFH3723P1ZT  
 Address: 3-28-26/11, Kundala Road, Guntur,  
 Guntur, Andhra Pradesh 522006

Online appointments: [www.apolloclinic.com](http://www.apolloclinic.com)  
 Email: [guntur@apolloclinic.com](mailto:guntur@apolloclinic.com)



*G. Suma Latha*

Dr. G.Suma Latha MBBS, DCP.

Consultant Pathologist

TO BOOK AN APPOINTMENT



Patient Name : Mr. KELAM CHENNANJANEYULU  
REDDY  
Sex / Age : Male / 42Years  
Ref. Doctor : Self  
Ref. Customer : APOLLO B1  
Test ID : 12066

Reg.No  
Client Code : Apollo Guntur  
Reg. On : 25-03-2023 10:06:00 AM  
Sample Received : 25-03-2023 10:07:00 AM  
Reported On : 25-03-2023 06:07:00 PM

**DEPARTMENT OF CLINICAL BIOCHEMISTRY**

TEST NAME	RESULTS	UNITS	BIO.REFERENCE INTERVAL
<b>LIPID PROFILE:</b>			
Total Cholesterol (Cholesterol Oxidase / Esterase)	142	mg/dl	Normal : <200 Borderline: 200 – 240 High Risk : >240
Triglycerides (GPO - TOPS)	170	mg/dl	Normal : < 150 Borderline: 150 – 200 High Risk : >200
HDL Cholesterol (Direct Measurement)	28	mg/dl	Low Risk : >60 Normal Risk : 40 – 60 High Risk : < 40
LDL Cholesterol (Calculate Measurement)	80	mg/dl	Normal : < 130 Boder Line : 130 - 160 High Risk : > 160
VLDL Cholesterol (Calculated)	34	mg/dl	Normal : < 40 High : > 40
Total CHolesterol/HDL Cholesterol Ratio (Calculated)	5.1		Normal : < 3.5

*Ch. Raju*  
CH. Raju

Lab Technician



*Dr. G. Suma Latha*  
Dr. G. Suma Latha MBBS, DCP.  
Consultant Pathologist

Licensee: SRI HANUMAN HEALTH AND LIFESTYLE LLP  
GST: 37AAMFH3723P12T  
Address: 3-28-26/11, Kundala Road, Guntur,  
Guntur, Andhra Pradesh 522006  
Online appointments: www.apolloclinic.com  
Email: guntur@apolloclinic.com

TO BOOK AN APPOINTMENT

	<b>0863 222 2933</b>
<b>LAB</b>	<b>888 663 2122</b>

Patient Name : **Mr. KELAM CHENNAJANEYULU REDDY**

Sex / Age : Male / 42Years

Ref. Doctor : Self

Ref. Customer : APOLLO B1

Test ID : 12066

Reg.No : 100011058

Client Code : Apollo Guntur

Reg. On : 25-03-2023 10:06:00 AM

Sample Received : 25-03-2023 10:07:00 AM

Reported On : 25-03-2023 06:07:00 PM

**DEPARTMENT OF CLINICAL BIOCHEMISTRY**

**TEST NAME**

**RESULTS**

**UNITS**

**BIO.REFERENCE INTERVAL**

Total Prostatic Specific Antigen (PSA)

0.22

ng/mL

0.0 - 4.0

Total Prostatic Specific Antigen (tPSA): PSA is elevated in benign prostatic hyperplasia (BPH). Clinically an elevated PSA value alone is not of diagnostic value as a specific test for cancer and should only be used in conjunction with other clinical manifestations and diagnostic procedures such as prostate biopsy and DRE (Digital Rectal Examination) report. Free PSA determinations may be helpful in regard to the differential diagnosis of BPH and prostate cancer conditions.

Method: Chemi Luminiscence Immuno Assay (CLIA)

*Ch. Raju*

CH. Raju

Lab Technician



*Dr. G. Suma Latha*

Dr. G. Suma Latha MBBS, DCP.

Consultant Pathologist

TO BOOK AN APPOINTMENT

Licensee: SRI HANUMAN HEALTH AND LIFESTYLE LLP

GST: 37AAMFH3723P1ZT

Address: 3-28-26/11, Kundala Road, Guntur,  
Guntur, Andhra Pradesh 522006

Online appointments: [www.apolloclinic.com](http://www.apolloclinic.com)

Email: [guntur@apolloclinic.com](mailto:guntur@apolloclinic.com)



Patient Name : **Mr. KELAM CHENNANJANEYULU REDDY**

Reg.No : 100011058

Sex / Age : Male / 42Years

Client Code : Apollo Guntur

Ref. Doctor : Self

Reg. On : 25-03-2023 10:06:00 AM

Ref. Customer : APOLLO B1

Sample Received : 25-03-2023 10:07:00 AM

Test ID : 12066

Reported On : 25-03-2023 06:07:00 PM

**DEPARTMENT OF CLINICAL BIOCHEMISTRY**

TEST NAME	RESULTS	UNITS	BIO.REFERENCE INTERVAL
<b>THYROID FUNCTION TEST:</b>			
Total Triiodo Thyronine (T3)	<b>0.89</b>	ng / ml	Healthy adult :0.87-1.78 Pregnant Women 1 Trimester :0.81-1.90 2&3 Trimester :1.00-2.60
Total Thyroxine (T4)	<b>11.2</b>	µg / dl	Healthy adult:4.82-15.65 Pregnant Women 1 Trimester :6.40-15.2 2 Trimester :7.40-15.2 3 Trimester :7.70-13.8
Thyroid Stimulating Hormone(TSH)	<b>17.90</b>	µIU / ml	Healthy adult :0.38-5.33 Pregnant Women 1 Trimester :0.30-4.50 2 Trimester :0.50-4.60 3.Trimester :0.80-5.20

Method : Chemi Luminiscence Immuno Assay (CLIA)

*Ch. Raju*

CH. Raju

Lab Technician



*Dr. G. Suma Latha*

Dr. G.Suma Latha MBBS, DCP.

Consultant Pathologist

TO BOOK AN APPOINTMENT



Licensee: SRI HANUMAN HEALTH AND LIFESTYLE LLP

GST: 37AAMFH3723P1ZT

Address: 3-28-26/11, Kundala Road, Guntur, Guntur, Andhra Pradesh 522006

Online appointments: [www.apolloclinic.com](http://www.apolloclinic.com)

Email: [guntur@apolloclinic.com](mailto:guntur@apolloclinic.com)

Patient Name	: Mr. KELAM CHENNAJANEYULU REDDY	Reg.No	: 100011058
Sex / Age	: Male / 42Years	Client Code	: Apollo Guntur
Ref. Doctor	: Self	Reg. On	: 25-03-2023 10:06:00 AM
Ref. Customer	: APOLLO B1	Sample Received	: 25-03-2023 10:07:00 AM
Test ID	: 12066	Reported On	: 25-03-2023 06:07:00 PM

**DEPARTMENT OF HAEMATOLOGY AND CLINICAL PATHOLOGY**

<b>TEST NAME</b>	<b>RESULT</b>
------------------	---------------

**COMPLETE URINE EXAMINATION:**

**Physical Examination :**

Colour	Pale Yellow
Clarity	Clear

**Chemical Examination:**

Specific Gravity	1.010
Protein	Nil
Sugar	Nil
Ketone Bodies	Absent
Bile salts & Bile Pigments	Absent

**Microscopic Examination:**

Pus cells	2 - 3
RBC's	NIL
Epithelial cells	1 - 2
Casts	NIL
Crystals	NIL
Bacteria	NIL
Others	PH.6.0

*Ch. Raju*  
CH. Raju  
Lab Technician



*Dr. G. Suma Latha*  
Dr. G. Suma Latha MBBS. DCP  
Consultant Pathologist  
TO BOOK AN APPOINTMENT

Licensee: **SRV HANUMANI HEALTH AND LIFESTYLE LLP**  
GST: 37AAMFH3723P1ZT  
Address: 3-28-26/11, Kundala Road, Guntur,  
Guntur, Andhra Pradesh 522006  
Online appointments: [www.apolloclinic.com](http://www.apolloclinic.com)  
Email: [guntur@apolloclinic.com](mailto:guntur@apolloclinic.com)

	<b>0863 222 2933</b>
<b>LAB</b>	<b>888 663 2122</b>

**Patient Information**

**FVL (ex/in)**

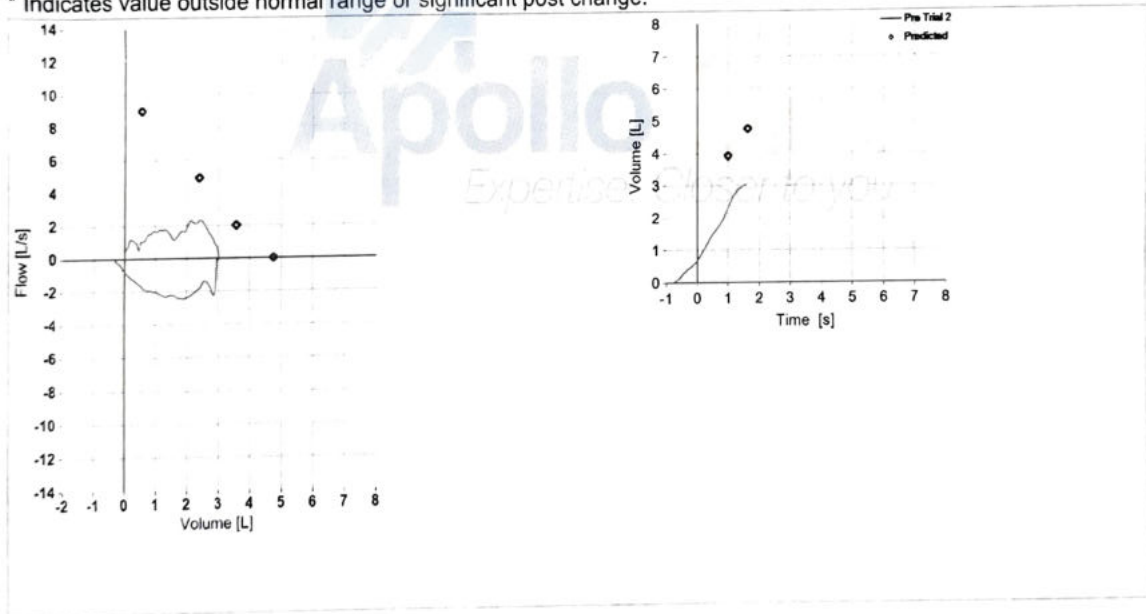
Name	Mr.k chennanjaneyulu	Asthma	--
ID	fgun.0000017574	Smoker	--
Age	41 (22-08-1981)	Test Type	FVL (ex/in)
Height	175 cm	Test Date	25-03-2023 13:32:41
Weight	116 kg	Post Time	
Gender	Male	Interpretation	GOLD(2008)/Hardie
Ethnicity	INDIAN (+)	Predicted	Knudson, 1983 * 1.00
		Physician	

Parameter	Pre Best			
	Pred	LLN	Pre-2	%Pred
FVC [L]	4.77	3.50	3.03*	63
FEV1 [L]	3.92	3.03	2.28*	58
FEV1/FVC	0.823	0.715	0.754	92
FEF25-75 [L/s]	4.13	1.66	1.63*	39
PEF [L/s]	9.02	-	2.32	26
FET [s]	-	-	1.6	-
FIVC [L]	4.77	3.50	3.35*	70
PIF [L/s]	-	-	2.47	-

System Interpretation Pre No interpretation, not enough acceptable maneuvers

Caution: Poor session quality. Interpret with care

\* Indicates value outside normal range or significant post change.



**Physician Signature**

Licensee: SRI HANUMAN HEALTH AND LIFESTYLE LLP

GST 37AAMFH3723P1ZT

Address: 3-28-26/11, Kundala Road, Guntur,  
Guntur, Andhra Pradesh 522006

Online appointments: [www.apolloclinic.com](http://www.apolloclinic.com)

Email: [guntur@apolloclinic.com](mailto:guntur@apolloclinic.com)

TO BOOK AN APPOINTMENT





GE



GE



FR	28
AO%	100
CHI	
Frq	4.0
Gn	53
S/A	3/3
Map	F/I
D	18.0
DR	69
Whizz	Off

GE



GE



NAME	AGE	SEX	DATE
K. Chennanjaneyulu Reddy	42	M	25-03-2023

### USG ABDOMEN

Real time grey scale B-Mode transabdominal ultrasonography performed with 3.5 MHz transducer.

- LIVER** : Normal in size with increased parenchymal echogenicity. Normal echotexture. No focal lesions. No IHBRD. Portal vein appears normal. CBD within normal limits.
- GALL BLADDER** : Partially distended. No obvious calculi to the extent visualised. No wall thickening.
- SPLEEN** : Normal in size and echotexture. No focal lesions.
- PANCREAS** : Visualized portion of head and body appears normal.
- KIDNEYS** : RK. Normal in size and echogenicity. No focal lesions. No calculi. No hydronephrosis CMD well maintained.  
LK. Normal in size and echogenicity. No focal lesions. No calculi. No hydronephrosis CMD well maintained.
- URINARY BLADDER** : Almost empty. No calculi.
- PROSTATE** : Poor window appears normal..

Paraaortic regions appear normal. No pleural effusion / No ascites.

### IMPRESSION:

- **Fatty liver**

Suggested clinical correlation for further evaluation.

NB This report is only an opinion furnished only on the present black & white shadows (findings), which may be variable in identification, significance with inter & intra observer variations & also depending upon disease dynamics. Hence opinion needs clinical correlation with other investigations, follow up & if necessary second opinion. Hence this opinion cannot be subjected at jurisdiction, in any court or tribunal.

**Dr. CHANDRA SEKHAR KM**  
MBBS., DMRD.

Reg. No: 68960  
Consultant Radiologist  
TO BOOK AN APPOINTMENT

Licensee: SRI HANUMAN HEALTH AND LIFESTYLE LLP

GST: 37AAMFH3723P1ZT  
Address: 3-28-26/11, Kundala Road, Guntur,  
Guntur, Andhra Pradesh 522006

Online appointments: [www.apolloclinic.com](http://www.apolloclinic.com)  
Email: [guntur@apolloclinic.com](mailto:guntur@apolloclinic.com)



**Dr. P. Swarna Latha**

M.B.B.S., MS (Gold Medalist), FACS, FMR,

Consultant Ophthalmologist, Retina Specialist.

Regd. No. : APMC 75549



**Dr. SWARNA**  
**EYE CARE**

Morning : 10-00 a.m. to 2-00 p.m.

OP TIMINGS :

Evening : 5-00 p.m. to 9-00 p.m.

Sunday : 10-00 a.m. to 1-00 p.m.

*Appolo.*

Name : K. C. Reddy

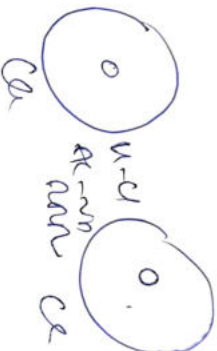
Age / Sex : 49/MR No. :

Date : 25/3/2021

Address : Guntur

Contact No. : 977513933

*c/o. Rudra chetty .*



*Vn < 6/6  
e pr. N6*

*N/n < 2/6  
2/121  
Color Vn < 2/121*

*Adv  
Mend gutturalic  
dear Sir,*

*R  
25/3/2021*

**Dr. POLURI SWARNA LATHA**  
M.B.B.S., M.S., FMR  
CONSULTANT-OPHTHALMOLOGIST  
RETINA SPECIALIST  
1/10, RAGHURAM CHILDREN HOSPITAL  
GUNTUR - 522 006.

**Dr. Swarna Eye Care, C/o. Raghuram Children Hospital**

2nd Ln, East Krishna Nagar, Krishna Nagar, Guntur, Andhra Pradesh - 522 006.

Mail : drswarnaeyecare@gmail.com, Call : 86399921655

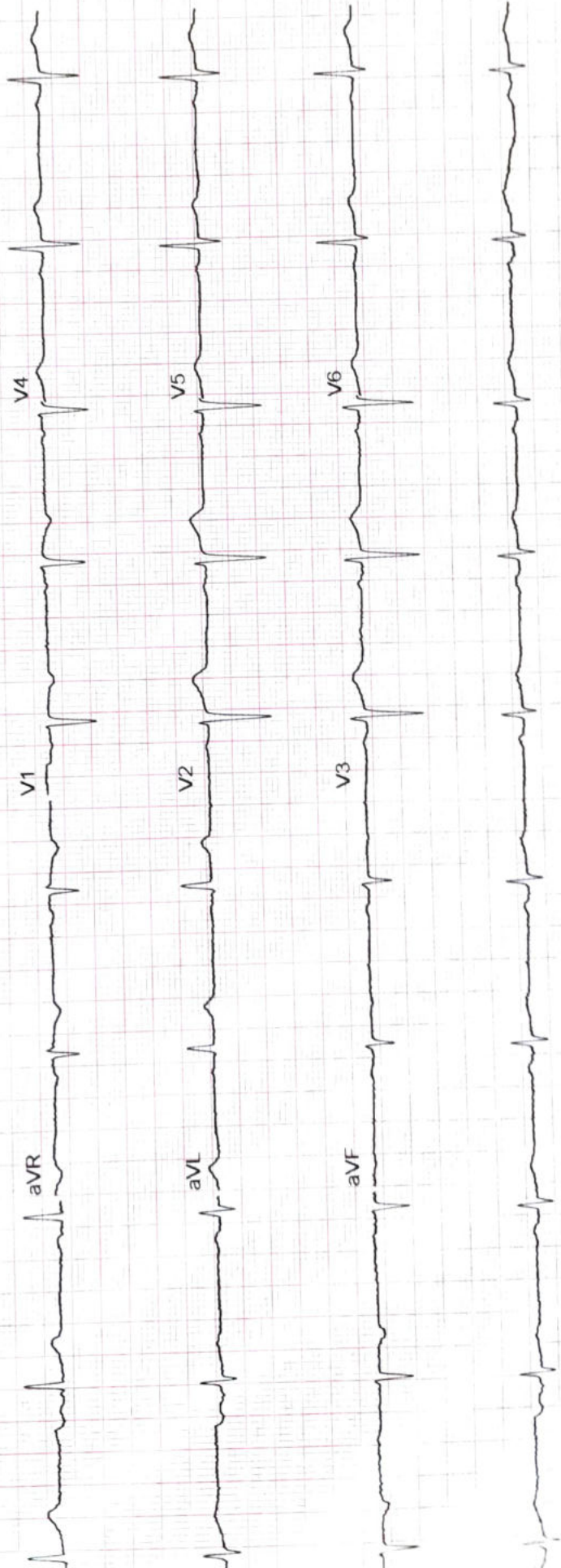
Male

QRS : 84 ms  
QT / QTcBaz : 404 / 396 ms  
PR : 168 ms  
P : 98 ms  
RR / PP : 1038 / 1034 ms  
P / QRS / T : 36 / -21 / 5 degrees

Technician:  
Ordering Ph:  
Referring Ph:  
Attending Ph:

Location:  
Room:  
Order Num:  
Indicat:  
Medication 1:  
Medication 2:  
Medication 3:

58 bpm  
- / - mmHg




## 2DECHO&COLOURDOPPLERSTUDYREPORT

<b>NAME:</b> K. Chennarjaneyulu Reddy		<b>AGE:</b> 42y	<b>SEX:</b> M	<b>DATE:</b> 25/3/23
<b>IP/OPNO:</b>		<b>REFERRED BY DR:</b>		
<b>MITRAL VALVE</b>	:	Normal		
<b>AORTIC VALVE</b>	:	normal		
<b>TRICUSPID VALVE</b>	:	Normal		
<b>PULMONARY VALVE</b>	:	normal		
<b>AORTA</b>	:	2.1 cm		
<b>LEFT ATRIUM</b>	:	3.2 cm		
<b>LEFT VENTRICLE:</b> Normal size, shown good contraction				
<b>RWMA:</b> No RWMA				
<b>IVSd:</b> 0.7 cm	<b>LVIDd:</b> 4.9 cm			
<b>PWd:</b> 0.9 cm	<b>LVIDs:</b> 3.6 cm	<b>LVEF:</b> 59%		
<b>RIGHT ATRIUM</b>	:	Normal		
<b>RIGHT VENTRICLE</b>	:	normal		
<b>PULMONARY ARTERY</b>	:	normal		
<b>IAS</b>	:	Intact		
<b>IVS</b>	:	Intact		
<b>PERICARDIUM</b>	:	no pericardial effusion		
<b>DOPPLER STUDY</b>				
<b>MITRAL FLOW</b>	:	E < A		
<b>TRICUSPID JET VELOCITY</b>	:	cm/s	<b>RVSP:</b>	mmHg
<b>AORTIC JET VELOCITY</b>	:	110 cm/s		
<b>PULMONARY JET VELOCITY</b>	:	86 cm/s		
<b>COLOUR DOPPLER</b>	<b>MR:</b> - No	<b>TR:</b> - No	<b>AR:</b> - No	<b>PR:</b> - No
<b>OTHERS</b>	:			

**CONCLUSION:**

- All Chambers - Normal size
- No RWMA
- Normal LV Systolic function
- Diastolic dysfunction present
- All Valves - Normal
- No PE / clot

  
**Dr SIVAJI PATIBANDLA**  
 MD(GENERAL MEDICINE), DM(CARDIOLOGY)  
 CONSULTANT CARDIOLOGIST

**Licensee: SRI HANUMAN HEALTH AND LIFESTYLE LLP**

GST: 37AAMFH3723P1ZT

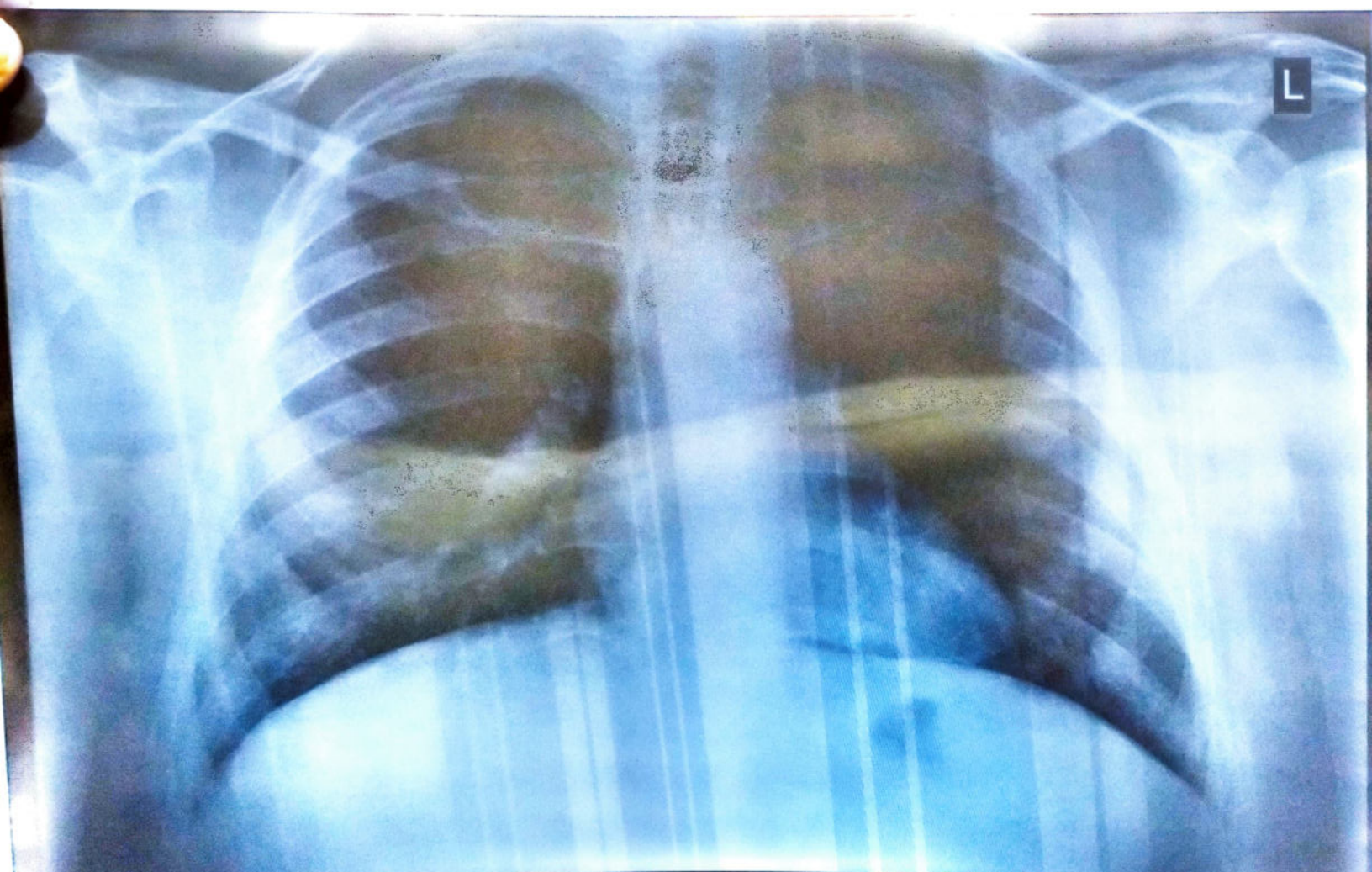
Address: 3-28-26/11, Kundala Road, Guntur,  
Guntur, Andhra Pradesh 522006

Online appointments: [www.apolloclinic.com](http://www.apolloclinic.com)

Email: [guntur@apolloclinic.com](mailto:guntur@apolloclinic.com)

TO BOOK AN APPOINTMENT

	<b>0863 222 2933</b>
<b>LAB</b>	<b>888 663 2122</b>



L

K.CHENNAJANEYULU REDDY 42Y//Chest PA

25-Mar-23 10:28:32 AM

FGUN 0000017574

ABOLLO CLINIC , KUNDULA ROAD , GUNTUR .