



ABI SCANS & LABS

A unit of Aarthi Scans and Labs

Patient Name : MRS. SUTHA R

Age / Gender : 38 Yrs 9 M / Female

Patient ID : 125749

Referral : MediWheel

Collection Time : Mar 25, 2023, 11:13 a.m.


Reporting Time : Mar 25, 2023, 04:42 p.m.

Sample ID :



002108423P

Test Description	Value(s)	Unit(s)	Reference Range
COMPLETE BLOOD COUNT (CBC)			
Hemoglobin (Hb)	9.5	gm/dL	12.0 - 15.0
Erythrocyte (RBC) Count	4.70	mil/cu.mm	3.8 - 4.8
Packed Cell Volume (PCV)	30.2	%	36 - 46
Mean Cell Volume (MCV)	64.26	fL	83 - 101
Mean Cell Haemoglobin (MCH)	20.21	pg	27 - 32
Mean Corpuscular Hb Concn. (MCHC)	31.46	g/dL	31.5 - 34.5
Red Cell Distribution Width (RDW)	14.9	%	11.6 - 14.0
Total Leucocytes (WBC) Count	4370	cell/cu.mm	4000-10000
Neutrophils	62	%	40 - 80
Lymphocytes	30	%	20 - 40
Monocytes	6	%	2 - 10
Eosinophils	1	%	1 - 6
Basophils	1	%	1-2
Absolute Neutrophil Count	2709.40	/c.mm	2000 - 7000
Absolute Lymphocyte Count	1311	/c.mm	1000 - 3000
Absolute Monocyte Count	262.20	/c.mm	200 - 1000
Absolute Eosinophil Count	43.70	/c.mm	20 - 500
Absolute Basophils Count	43.70	/c.mm	20 - 100
Platelet Count	285	10 ³ /ul	150 - 410
Mean Platelet Volume (MPV)	----	fL	7.2 - 11.7
PDW	----	%	9.0 - 17.0
ESR	15.0	mm/hr	12.0 - 15.0


DR.K.MURALEKAARTHIC
MD(Patho)

Scan to Validate



Door No. 452/493, PN Road, Millar Stop,
Tirupur - 641 602. Phone: 99434 99994

Obli Towers, #594, D. B. Road - Cowley Brown Road Jn.,
Coimbatore - 641 002. Phone: 99430 99994

email: info@abiscans.com

www.abiscans.com

1.This is only a radiological impression. Like other investigations, radiological investigation also have limitation. Therefore radiological reports should be interpreted in correlation with clinical and pathological findings. 2.The results reported here in are subject to interpretation by qualified medical professionals only. 3.Customer identities are accepted as provided by the customer or their representative. 4.Information about the customer's condition at the time of sample collection such as fasting, food consumption, medication, etc are accepted as provided by the customer or representative and shall not be investigated for its truthfulness. 5.Test results should be interpreted in context of clinical and other findings if any. In case of any clarification /doubt, the referring doctor/patient can contact the centre manager. 6.Results of the test are influenced by the various factors such as sensitivity, specificity of the procedures of the tests, quality of the samples and drug interactions etc.. 7.Liability is limited to the extent of amount billed. 8.Reports are subject to interpretation in their entirety,partial or selective interpretation may lead to false opinion. 9.Disputes,if any, with regard to the report findings are subject to the exclusive jurisdiction of the court at Tirupur only.



ABI SCANS & LABS

A unit of Aarthi Scans and Labs

Patient Name : MRS. SUTHA R

Age / Gender : 38 Yrs 9 M / Female

Patient ID : 125749

Referral : MediWheel

Collection Time : Mar 25, 2023, 11:13 a.m.


Reporting Time : Mar 25, 2023, 04:42 p.m.

Sample ID :



002108423P

Test Description	Value(s)	Unit(s)	Reference Range
<u>URINE COMPLETE ANALYSIS,</u>			
<u>Physical Examination</u>			
Quantity	30	ml	-
Colour	Pale Yellow		Pale yellow/Yellow
Appearance	Cloudy		Clear
Specific Gravity	1.030		1.005-1.025
pH	6.0		5.0 - 8.0
Deposit	Present		Absent
<u>Chemical Examination</u>			
Protein	Absent		Absent
Sugar	Absent		Absent
Ketones	Absent		Absent
Bile Salt	Absent		Absent
Bile Pigment	Absent		Absent
Urobilinogen	Normal		Normal
<u>Microscopic Examination (/hpf)</u>			
Pus Cell	6-8		Upto 5
Epithelial Cells	2-4		Upto 5
Red Blood Cells	Absent		Absent
Casts	Absent		Absent
Crystals	Absent		Absent
Amorphous Deposit	Absent		Absent
Yeast Cells	Absent		Absent
Bacteria	Present		Absent
Other findings	Not seen		Not seen


DR.K.MURALEKAARTHIC
MD(Patho)

Scan to Validate



Door No. 452/493, PN Road, Millar Stop,
Tirupur - 641 602. Phone: 99434 99994

Obli Towers, #594, D. B. Road - Cowley Brown Road Jn.,
Coimbatore - 641 002. Phone: 99430 99994

email: info@abiscans.com

www.abiscans.com



ABI SCANS & LABS

A unit of Aarthi Scans and Labs

Patient Name : MRS. SUTHA R

Age / Gender : 38 Yrs 9 M / Female

Patient ID : 125749

Referral : MediWheel

Collection Time : Mar 25, 2023, 11:13 a.m.

Reporting Time : Mar 25, 2023, 04:42 p.m.

Sample ID :



002108423P

Test Description	Value(s)	Unit(s)	Reference Range
<u>BLOOD GROUP & RH TYPING</u>			
Blood Group (ABO typing) Method : Manual-Hemagglutination	- "O"		
RhD Factor (Rh Typing) Method : Manual hemagglutination	Negative		

DR.K.MURALEKAARTHIC
MD(Patho)

Scan to Validate



Door No. 452/493, PN Road, Millar Stop,
Tirupur - 641 602. Phone: 99434 99994

Obli Towers, #594, D. B. Road - Cowley Brown Road Jn.,
Coimbatore - 641 002. Phone: 99430 99994

email: info@abiscans.com

www.abiscans.com



ABI SCANS & LABS

A unit of Aarthi Scans and Labs

Patient Name : MRS. SUTHA R

Age / Gender : 38 Yrs 9 M / Female

Patient ID : 125749

Referral : MediWheel

Collection Time : Mar 25, 2023, 11:13 a.m.

Reporting Time : Mar 25, 2023, 04:42 p.m.

Sample ID :



002108423P

Test Description	Value(s)	Unit(s)	Reference Range
------------------	----------	---------	-----------------

Glycosylated HbA1c

HbA1c (GLYCOSYLATED HEMOGLOBIN), BLOOD	4.8	%	
--	-----	---	--

Method : (HPLC, NGSP certified)

Estimated Average Glucose :	91.06	mg/dL	-
-----------------------------	-------	-------	---

Interpretation

As per American Diabetes Association (ADA)	
Reference Group	HbA1c in %
Non diabetic adults >=18 years	<5.7
At risk (Prediabetes)	5.7 - 6.4
Diagnosing Diabetes	>= 6.5
Therapeutic goals for glycemic control	Age > 19 years Goal of therapy: < 7.0 Action suggested: > 8.0 Age < 19 years Goal of therapy: <7.5

DR.K.MURALEKAARTHIC
MD(Patho)

Scan to Validate



Door No. 452/493, PN Road, Millar Stop,
Tirupur - 641 602. Phone: 99434 99994

Obli Towers, #594, D. B. Road - Cowley Brown Road Jn.,
Coimbatore - 641 002. Phone: 99430 99994

email: info@abiscans.com

www.abiscans.com



ABI SCANS & LABS

A unit of Aarthi Scans and Labs

Patient Name : MRS. SUTHA R

Age / Gender : 38 Yrs 9 M / Female

Patient ID : 125749

Referral : MediWheel

Collection Time : Mar 25, 2023, 11:13 a.m.


Reporting Time : Mar 25, 2023, 04:42 p.m.

Sample ID :



002108423P

Test Description	Value(s)	Unit(s)	Reference Range
THYROID PROFILE TEST - TOTAL			
T3-Total	83.0	ng/dL	60-200 Healthy Pregnancy First Trimester : 60-200 Second Trimester : 62-230 Third trimester : 62-230
T4-Total	14.0	ug/dL	4.52 - 12.8
TSH-Ultrasensitive Method : CLIA	7.86	uIU/mL	0.32 - 5.5 First Trimester : 0.1-2.5 Second Trimester : 0.2-3.0 Third trimester : 0.3-3.0


DR.K.MURALEKAARTHIC
MD(Patho)

Scan to Validate



Door No. 452/493, PN Road, Millar Stop,
Tirupur - 641 602. Phone: 99434 99994

Obli Towers, #594, D. B. Road - Cowley Brown Road Jn.,
Coimbatore - 641 002. Phone: 99430 99994

email: info@abiscans.com

www.abiscans.com

1.This is only a radiological impression. Like other investigations, radiological investigation also have limitation. Therefore radiological reports should be interpreted in correlation with clinical and pathological findings. 2.The results reported here in are subject to interpretation by qualified medical professionals only. 3.Customer identities are accepted as provided by the customer or their representative. 4.Information about the customer's condition at the time of sample collection such as fasting, food consumption, medication, etc are accepted as provided by the customer or representative and shall not be investigated for its truthfulness. 5.Test results should be interpreted in context of clinical and other findings if any. In case of any clarification /doubt, the referring doctor/patient can contact the centre manager. 6.Results of the test are influenced by the various factors such as sensitivity, specificity of the procedures of the tests, quality of the samples and drug interactions etc.. 7.Liability is limited to the extent of amount billed. 8.Reports are subject to interpretation in their entirety,partial or selective interpretation may lead to false opinion. 9.Disputes,if any, with regard to the report findings are subject to the exclusive jurisdiction of the court of law. Page 5 of 10



ABI SCANS & LABS

A unit of Aarthi Scans and Labs

Patient Name : MRS. SUTHA R

Age / Gender : 38 Yrs 9 M / Female

Patient ID : 125749

Referral : MediWheel

Collection Time : Mar 25, 2023, 11:13 a.m.

Reporting Time : Mar 25, 2023, 04:42 p.m.

Sample ID :



002108423P

Test Description	Value(s)	Unit(s)	Reference Range
LIPID PROFILE			
Cholesterol-Total Method : Spectrophotometry	100.0	mg/dL	Desirable level < 200 Borderline High 200-239 High >or = 240
Triglycerides Method : Serum, Enzymatic, endpoint	56.0	mg/dL	Normal: < 150 Borderline High: 150-199 High: 200-499 Very High: >= 500
HDL Cholesterol Method : Serum, Direct measure-PEG	29.0	mg/dL	Normal: > 40 Major Risk for Heart: < 40
LDL Cholesterol Method : Enzymatic selective protection	59.80	mg/dL	Optimal < 100 Near / Above Optimal 100-129 Borderline High 130-159 High 160-189 Very High >or = 190
VLDL Cholesterol Method : Serum, Enzymatic	11.20	mg/dL	6 - 38
CHOL/HDL Ratio Method : Serum, Enzymatic	3.45		3.5 - 5.0
LDL/HDL Ratio Method : Serum, Enzymatic	2.06		2.5 - 3.5

Note:

8-10 hours fasting sample is required.

DR.K.MURALEKAARTHIC
MD(Patho)

Scan to Validate



Door No. 452/493, PN Road, Millar Stop,
Tirupur - 641 602. Phone: 99434 99994

Obli Towers, #594, D. B. Road - Cowley Brown Road Jn.,
Coimbatore - 641 002. Phone: 99430 99994

email: info@abiscans.com

www.abiscans.com



ABI SCANS & LABS

A unit of Aarthi Scans and Labs

Patient Name : MRS. SUTHA R

Age / Gender : 38 Yrs 9 M / Female

Patient ID : 125749

Referral : MediWheel

Collection Time : Mar 25, 2023, 11:13 a.m.

Reporting Time : Mar 25, 2023, 04:42 p.m.

Sample ID :




002108423P

Test Description	Value(s)	Unit(s)	Reference Range
RENAL PROFILE			
Urea Method : Uricase	15	mg/dL	15-36
Blood Urea Nitrogen-BUN Method : Serum, Urease	7.00	mg/dL	7 - 17
Creatinine Method : Serum, Jaffe	0.79	mg/dL	0.52-1.25
Uric Acid Method : Serum, Uricase	3.3	mg/dL	2.5 - 6.2

Remark:

In blood, Urea is usually reported as BUN and expressed in mg/dl. BUN mass units can be converted to urea mass units by multiplying by 2.14.


DR.K.MURALEKAARTHIC
MD(Patho)

Scan to Validate



Door No. 452/493, PN Road, Millar Stop,
Tirupur - 641 602. Phone: 99434 99994

Obli Towers, #594, D. B. Road - Cowley Brown Road Jn.,
Coimbatore - 641 002. Phone: 99430 99994

email: info@abiscans.com

www.abiscans.com



ABI SCANS & LABS

A unit of Aarthi Scans and Labs

Patient Name : MRS. SUTHA R

Age / Gender : 38 Yrs 9 M / Female

Patient ID : 125749

Referral : MediWheel

Collection Time : Mar 25, 2023, 11:13 a.m.


Reporting Time : Mar 25, 2023, 04:42 p.m.

Sample ID :



002108423P

Test Description	Value(s)	Unit(s)	Reference Range
LIVER FUNCTION TEST			
Total Protein Method : Serum, Biuret, reagent blank end point	6.9	g/dL	6.3-8.2
Albumin Method : Serum, Bromocresol green	3.7	g/dL	3.5-5.0
Globulin Method : Serum, EIA	3.20	g/dL	1.8 - 3.6
A/G Ratio Method : Serum, EIA	1.16		1.2 - 2.2
Bilirubin - Total Method : Serum, Jendrassik Grof	0.4	mg/dL	0.3-1.2
Bilirubin - Direct Method : Serum, Diazotization	0.1	mg/dL	< 0.2
Bilirubin - Indirect Method : Serum, Calculated	0.30	mg/dL	0.1 - 1.0
SGOT Method : Serum, UV with P5P, IFCC 37 degree	17.0	U/L	14-36
SGPT Method : Serum, UV with P5P, IFCC 37 degree	14.0	U/L	9-52
Alkaline Phosphatase Method : PNPP-AMP Buffer/Kinetic	45.0	U/L	30 - 120
GGT-Gamma Glutamyl Transpeptidase Method : Serum, G-glutamyl-carboxy-nitroanilide	16.0	U/L	< 38


DR.K.MURALEKAARTHIC
MD(Patho)

Scan to Validate



Door No. 452/493, PN Road, Millar Stop,
Tirupur - 641 602. Phone: 99434 99994

Obli Towers, #594, D. B. Road - Cowley Brown Road Jn.,
Coimbatore - 641 002. Phone: 99430 99994

email: info@abiscans.com

www.abiscans.com



ABI SCANS & LABS

A unit of Aarthi Scans and Labs

Patient Name : MRS. SUTHA R

Age / Gender : 38 Yrs 9 M / Female

Patient ID : 125749

Referral : MediWheel

Collection Time : Mar 25, 2023, 11:13 a.m.

Reporting Time : Mar 25, 2023, 04:42 p.m.

Sample ID :



002108423P

Test Description	Value(s)	Unit(s)	Reference Range
GLUCOSE (F)			
Glucose fasting Method : GOD-POD	78.0	mg/dL	Normal: 70 - 120

DR.K.MURALEKAARTHIC
MD(Patho)

Scan to Validate



Door No. 452/493, PN Road, Millar Stop,
Tirupur - 641 602. Phone: 99434 99994

Obli Towers, #594, D. B. Road - Cowley Brown Road Jn.,
Coimbatore - 641 002. Phone: 99430 99994

email: info@abiscans.com

www.abiscans.com



ABI SCANS & LABS

A unit of Aarthi Scans and Labs

Patient Name : MRS. SUTHA R

Age / Gender : 38 Yrs 9 M / Female

Patient ID : 125749

Referral : MediWheel

Collection Time : Mar 25, 2023, 11:13 a.m.

Reporting Time : Mar 25, 2023, 04:42 p.m.

Sample ID :



002108423P

Test Description	Value(s)	Unit(s)	Reference Range
GLUCOSE (PP)			
Blood Glucose-Post Prandial Method : GOD-POD	86.0	mg/dL	80- 140

DR.K.MURALEKAARTHIC
MD(Patho)

Scan to Validate



Door No. 452/493, PN Road, Millar Stop,
Tirupur - 641 602. Phone: 99434 99994

Obli Towers, #594, D. B. Road - Cowley Brown Road Jn.,
Coimbatore - 641 002. Phone: 99430 99994

email: info@abiscans.com

www.abiscans.com