



<p align="center"><b>भारत सरकार</b> <b>Government of India</b></p>	<p align="center"><b>माहिती / INFORMATION</b></p>
<p align="center"><b>भारतीय विशिष्ट ओळख प्राधिकरण</b> <b>Unique Identification Authority of India</b></p> <p>नोंदणी क्रमांक / Enrolment No.: 0667/00478/46757</p> <p>To विशाल शिवशरण Vishal Shivasharan S/O Bhimashankar, B-123/2, Ramling Society, Vajapur Road, VTC, Solapur, District: Solapur, State: Maharashtra, PIN Code: 413004, Mobile: 9975721020</p>  <p align="center"><b>आपला आधार क्रमांक / Your Aadhaar No. :</b> <b>7680 2332 1449</b> VID : 9196 8897 4409 2099</p> <p align="center"><b>माझे आधार, माझी ओळख</b></p>	<ul style="list-style-type: none"> <li>■ आधार हा ओळखीचा पुरावा आहे. नागरिकत्वाचा किंवा जन्मतारखेचा नाही. जन्मतारीख आधार क्रमांक धारकांना प्रस्तुत केलेल्या विषयामध्ये निर्दिष्ट केलेल्या जन्मतारीख दस्तऐवजाच्या पुराव्याद्वारे समर्थित असलेल्या माहितीवर आधारित आहे.</li> <li>■ ह्या आधार पत्राची घडताळणी UIDAI-मिळवून घ्यावी. एनसीडीद्वारे ऑनलाइन प्रमाणीकरणद्वारे किंवा ऑफ स्टोअरमध्ये उपलब्ध mAadhaar किंवा Aadhaar QR स्कॅनर अॅप वापरून किंवा <a href="http://www.uidai.gov.in">www.uidai.gov.in</a> वर उपलब्ध सुरक्षित QR कोड रीडर अॅप वापरून QR कोड स्कॅनिंगद्वारे सत्यापित केले जाते.</li> <li>■ आधार अद्वितीय आणि सुरक्षित आहे.</li> <li>■ ओळख आणि पत्त्याचा आधार देण्याची कामे म्हणजे आधार नोंदणीच्या तारखेपासून दर 10 वर्षांनी आधारमध्ये अद्यतनित केले जाऊ शकते.</li> <li>■ आधार तुम्हाला विविध सरकारी आणि गैर-सरकारी लाभ/सेवांचा लाभ घेण्यास मदत करते.</li> <li>■ आधारमध्ये तुमचा मोबाईल नंबर आणि ईमेल आयडी अपडेट ठेवा.</li> <li>■ आधार सेवांचा लाभ घेण्यासाठी mAadhaar अॅप डाऊनलोड करा.</li> <li>■ आपला/आपली ओळख वापरत नसताना सुरक्षितता सुनिश्चित करण्यासाठी लॉक/अनलॉक आधार/आयडेंटिफिकेशनचे योग्य वेळी वापरा.</li> <li>■ आधारची मागणी करणाऱ्या सहाय्यी समिती घेणे बंधनकारक आहे.</li> <li>■ Aadhaar is proof of identity, not of citizenship (or date of birth). DOB is stated on information supplied by proof of DOB document specified in regulations, submitted by Aadhaar number holder.</li> <li>■ This Aadhaar letter should be verified through either online authentication by UIDAI-appointed authentication agency or QR code scanning using mAadhaar or Aadhaar QR Scanner app available in app stores or using secure QR code reader app available on <a href="http://www.uidai.gov.in">www.uidai.gov.in</a>.</li> <li>■ Aadhaar is unique and secure.</li> <li>■ Documents to support identity and address should be updated in Aadhaar after every 10 years from date of enrolment for Aadhaar.</li> <li>■ Aadhaar helps you avail of various Government and Non-Government benefits services.</li> <li>■ Keep your mobile number and email id updated in Aadhaar.</li> <li>■ Download mAadhaar app to avail of Aadhaar services.</li> <li>■ Use the feature of Lock/Unlock Aadhaar biometrics to ensure security when not using Aadhaar biometrics.</li> <li>■ Entities seeking Aadhaar are obligated to seek consent.</li> </ul>
<p align="center"><b>भारत सरकार</b> <b>Government of India</b></p>  <p>विशाल शिवशरण Vishal Shivasharan जन्म तारीख/DOB: 24/03/1987 पुरुष/MALE</p> <p>Aadhaar is proof of identity, not of citizenship or date of birth, it should be used with verification (online authentication or scanning of QR code / offline KMT)</p> <p align="center"><b>7680 2332 1449</b> VID : 9196 8897 4409 2099</p> <p align="center"><b>माझे आधार, माझी ओळख</b></p>	<p align="center"><b>भारतीय विशिष्ट ओळख प्राधिकरण</b> <b>Unique Identification Authority of India</b></p> <p>पत्ता: S/O भिमशंकर, बी. 123/2, रामलिंग सोसायटी, वजपूर वि. सोलापूर, सोलापूर, पिनकोड - 413004</p> <p>Address: S/O Bhimashankar, B-123/2, Ramling Society, Vajapur Road, Solapur, DIST: Solapur, Maharashtra - 413004</p>  <p align="center"><b>7680 2332 1449</b> VID : 9196 8897 4409 2099</p> <p align="center">1047   <a href="mailto:help@uidai.gov.in">help@uidai.gov.in</a>   <a href="http://www.uidai.gov.in">www.uidai.gov.in</a></p>



*Handwritten signature*



3 - Shop No. 7, "Diwan Towers" Mangalwar Peth, Near Mirajkar Tikti, Opp. Nutan Marathi High School, Kolhapur. Mob. 9158529408, 9422047480, 9921285167

NAME : MR. VISHAL SHIVASHARAN  
REF BY : Dr. MEDIWHEEL LIFE INS

DATE : 14/09/2024 PT.NO. : 205 14092  
AGE : 37. Yrs. SEX : M

### HAEMOGRAM WITH INDICES

Test	Result	Units	Normal Range	Histogram
<b>Haemoglobin</b>	- 14.7	g/dl	14-18	
RBC Count	- 4.96	millions / cu-mm	4.5 - 6.5	
PCV	- 42.1	%	40 - 54	
MCV	- 84.9	fL	80 - 96	
MCH	- 29.6	Pg	27 - 33	
MCHC	- 34.9	gm/dl	33 - 36	
RDW CV	- 13.0	%	11.0 - 14.5	
<b>WBC Count</b>	- 7200	/cumm	4000 - 11000	
Neutrophils	- 55	%	40 - 75	
Lymphocytes	- 40	%	20 - 40	
Eosinophils	- 03	%	1 - 6	
Monocytes	- 02	%	2-10	
Basophils	- 00	%	0 - 1	
<b>Platelet Count</b>	- 238000	/ul	150000 - 450000	
MPV	- 10.2	fL	7.4 - 10.4	
PDW	- 13.3	%	8-12	
P-LCR	- 27.8	%	15-35	
<b>E.S.R.</b> (By Wintrobe Method)	- 09	mm at 1hr	0-10	
RBC Morphology	-	Normochromic, Normocytic.		
WBC Morphology	-	Within Normal Limits		
Platelets	-	Adequate		
* Blood group	-	'A' Rh Positive		

Dr. Vandana G. Powar  
M.B.B.S., D.C.P.  
Reg. No. 68137



**PATHOLOGIST**

*[Signature]*  
DR. VANDANA POWAR  
M.B.B.S., D.C.P.

All Biochemistry Tests Done By Computerised Auto Analyser

HAEMATOLOGY | CLINICAL PATHOLOGY | BIOCHEMISTRY | SEROLOGY | MICROBIOLOGY | HISTOPATHOLOGY

**24 Hours Emergency Service**

**Home Service Available**





PT.NAME : MR. VISHAL SHIVASHARAN  
REF. BY : DR. MEDIWHEEL LIFE INS

DATE : 14/09/2024  
AGE : 37 Yrs. SEX : M  
PT.NO. : 205 140924

BIOCHEMISTRY TEST REPORT

			<u>Normal Range</u>
Fasting Plasma Glucose	: 109.3	mg/dl	60-110 mg/dl
Fasting Urine Glucose	: Absent		Absent
2 Hrs. Plasma Glucose	: 113.5	mg/dl	90-140 mg/dl
2 Hrs. Urine Glucose	: Absent		Absent
S. Creatinine	: 0.88	mg/dl	0.7 - 1.4 mg/dl
Blood Urea	: 26.4	mg/dl	12-42 mg/dl
Blood Urea Nitrogen	: 12.34	mg/dl	5 - 21 mg/dl
S. Uric acid	: 4.1	mg/dl	3.5 -7.2 mg/dl
CHOLESTEROL	: 122.8	mg/dl	0-250 mg/dl
HDL Cholesterol	: 26.0	mg/dl	30 - 70 mg/dl
S. Triglycerides	: 114.8	mg/dl	0- 190 mg/dl
LDL Cholesterol	: 73.8	mg/dl	60 - 150 mg/dl
TC/HDLC Ratio	: 4.7		
LDLC/HDLC Ratio	: 2.8		

Dr. Vandana G. Powar  
M.B.B.S., D.C.P.  
2.5 Reg. No. 68137



**PATHOLOGIST**

DR. VANDANA POWAR  
M.B.B.S., D.C.P.

All Biochemistry Tests Done By Computerised Auto Analyser

HAEMATOLOGY | CLINICAL PATHOLOGY | BIOCHEMISTRY | SEROLOGY | MICROBIOLOGY | HISTOPATHOLOGY

24 Hours Emergency Service

Home Service Available



Dr. Vandana G. Powar M.B.B.S., D.C.P.  
Consultant Pathologist



**PARTH**  
PATHOLOGY LABORATORY  
(Computerised)

B - Shop No. 7, "Diwan Towers" Mangalwar Peth, Near Mirajkar Tikti, Opp. Nutan Marathi High School, Kolhapur. Mob. 9158529408, 9422047480, 9921285167

PT.NAME : MR. VISHAL SHIVASHARAN  
REF. BY : DR. MEDIWHEEL LIFE INS

DATE : 14/09/2024  
AGE : 37 Yrs. SEX : M  
PT.NO. : 205 140924

### BIOCHEMISTRY TEST REPORT

			<u>Normal Range</u>
S. Bilirubin (Total)	: 0.22	mg/dl	0 - 1.0 mg/dl
S. Bilirubin (Direct)	: 0.16	mg/dl	0 - 0.25 mg/dl
S. Bilirubin (Indirect)	: 0.06	mg/dl	0 - 0.75 mg/dl
S.G.O.T	: 23.4	IU/L	5-40 IU/L
S.G.P.T	: 19.2	IU/L	5-40 IU/L
S. Alkaline Phosphatase	: 90.4	IU/L	80-306 IU/L
Total Proteins	: 7.5	g/dl	6.6 - 8.3 g/dl
S. Albumin	: 4.0	g/dl	3.5 - 5.0 g/dl
S. Globulin	: 3.5	g/dl	1.5 - 3 g/dl
A/G Ratio	: 1.1 : 1		0.90 - 2.00

Dr. Vandana G. Powar  
M.B.B.S., D.C.P.  
Reg. No. 68137



**PATHOLOGIST**

*Powar*  
DR. VANDANA POWAR  
M.B.B.S., D.C.P.

All Biochemistry Tests Done By Computerised Auto Analyser

HAEMATOLOGY | CLINICAL PATHOLOGY | BIOCHEMISTRY | SEROLOGY | MICROBIOLOGY | HISTOPATHOLOGY

**24 Hours Emergency Service**

**Home Service Available**



Scanned with OKEN Scanner

Dr. Vandana G. Powar M.B.B.S., D.C.P.  
Consultant Pathologist



**PARTH**  
PATHOLOGY LABORATORY  
(Computerised)

B - Shop No. 7, "Diwan Towers" Mangalwar Peth, Near Mirajkar Tikti, Opp. Nutan Marathi  
High School, Kolhapur. Mob. 9158529408, 9422047480, 9921285167

PT.NAME : MR. VISHAL SHIVASHARAN

DATE : 14/09/2024

REF. BY : DR. MEDIWHEEL LIFE INS

AGE : 37 Yrs. SEX : M

PT.NO. : 205 140924

**REPORT ON % GLYCOHAEMOGLOBIN OF BLOOD**

% Glycohaemoglobin of blood : 4.7 %

Estimated mean blood glucose : 88.6 mg/dl

(Reference For Guideline)

- < 6.0 - Normal
- 6.0 - 7.0 % - Good Control
- 7.0 - 8.0 % - Fair Control
- 8.0-10.0% - Unsatisfactory control
- >10.0% - Poor control

Dr. Vandana G. Powar  
M.B.B.S., D.C.P.  
Reg. No. 68137

**PATHOLOGIST**



*[Signature]*  
DR. VANDANA POWAR  
M.B.B.S., D.C.P.

All Biochemistry Tests Done By Computerised Auto Analyser

HAEMATOLOGY | CLINICAL PATHOLOGY | BIOCHEMISTRY | SEROLOGY | MICROBIOLOGY | HISTOPATHOLOGY

**24 Hours Emergency Service**

**Home Service Available**



Scanned with OKEN Scanner

Dr. Vandana G. Powar M.B.B.S., D.C.P.  
Consultant Pathologist



**PARTH**  
PATHOLOGY LABORATORY  
(Computerised)

LAB - Shop No. 7, "Diwan Towers" Mangalwar Peth, Near Mirajkar Tikti, Opp. Nutan Marathi High School, Kolhapur. Mob. 9158529408, 9422047480, 9921285167

PT.NAME : MR. VISHAL SHIVASHARAN  
REF. BY : DR. MEDIWHEEL LIFE INS

DATE : 14/09/2024  
AGE : 37 Yrs. SEX : M  
PT.NO. : 205 140924

**EXAMINATION OF URINE**

Normal Range

**PHYSICAL EXAMINATION**

Quantity	: 05 ml	
Colour	: Pale Yellow	
Appearance	: Clear	
Deposit	: Absent	
Reaction (pH)	: Acidic	
Specific Gravity	: 1.024	1.003 - 1.035

**CHEMICAL EXAMINATION**

Proteins	: Absent	
Glucose	: Absent	
Ketone Bodies	: --	
Bile Salts	: --	Absent
Bile Pigments	: --	Absent
Urobilinogen	: --	
Occult Blood	: Absent	

**MICROSCOPIC EXAMINATION**

Epithelial Cells	: 1 - 2	/hpf
Pus Cells	: 2 - 3	/hpf
Red Blood Cells	: Absent	/hpf
Casts	: Absent	
Crystals	: Absent	
Amorphous Deposits	: Absent	

**OTHER FINDINGS**

Yeast Cells	: Absent
Trichomonas vaginalis	: Absent
Bacteria	: Absent
Mucus Threads	: Absent
Spermatozoa	: Absent

Dr. Vandana G. Powar  
M.B.B.S., D.C.P.  
Reg. No. 68137



**PATHOLOGIST**

*[Signature]*  
DR. VANDANA POWAR  
M.B.B.S., D.C.P.

All Biochemistry Tests Done By Computerised Auto Analyser

HAEMATOLOGY | CLINICAL PATHOLOGY | BIOCHEMISTRY | SEROLOGY | MICROBIOLOGY | HISTOPATHOLOGY

**24 Hours Emergency Service**

**Home Service Available**



Scanned with OKEN Scanner

Dr. Vandana G. Powar M.B.B.S., D.C.P.  
Consultant Pathologist



**PARTH**  
PATHOLOGY LABORATORY  
(Computerised)

Shop No. 7, "Diwan Towers" Mangalwar Peth, Near Mirajkar Tikti, Opp. Nutan Marathi High School, Kolhapur. Mob. 9158529408, 9422047480, 9921285167

PATIENT NAME :- VISHAL SHIVASHARAN

AGE - 37 /SEX-MALE

REFERANCE :- MEDIWHEEL LIFE INS.

DATE - 14/09/2024

BIOCHEMISTRY

NORMAL VALUE

SRUM VLDL - 38.4mmol/L

10-50 mmol / L

Dr. Vandana G. Powar  
M.B.B.S., D.C.P.  
Reg. No. 68137

**PATHOLOGIST**

DR. VANDANA POWAR  
M.B.B.S., D.C.P.



All Biochemistry Tests Done By Computerised Auto Analyser

HAEMATOLOGY | CLINICAL PATHOLOGY | BIOCHEMISTRY | SEROLOGY | MICROBIOLOGY | HISTOPATHOLOGY

24 Hours Emergency Service

Home Service Available



Scanned with OKEN Scanner

Dr. Vandana G. Powar M.B.B.S., D.C.P.  
Consultant Pathologist



**PARTH**  
PATHOLOGY LABORATORY  
(Computerised)

Shop No. 7, "Diwan Towers" Mangalwar Peth, Near Mirajkar Tikti, Opp. Nutan Marathi  
High School, Kolhapur. Mob. 9158529408, 9422047480, 9921285167

PATIENT NAME:- VISHAL SHIVASHARAN

AGE – 37 /SEX -MALE

REFERANCE :- MEDIWHEEL LIFE INS.

DATE – 14/09/2024

### BIOCHEMISTRY

S. GAMMA G.T : 36.7 mmol/L

NORMAL RENG

10 -50 mmol/L



Dr. Vandana G. Powar  
M.B.B.S., D.C.P.  
Reg. No. 68137

**PATHOLOGIST**

*[Signature]*  
DR. VANDANA POWAR  
M.B.B.S., D.C.P.

All Biochemistry Tests Done By Computerised Auto Analyser

HAEMATOLOGY | CLINICAL PATHOLOGY | BIOCHEMISTRY | SEROLOGY | MICROBIOLOGY | HISTOPATHOLOGY

24 Hours Emergency Service

Home Service Available



Scanned with OKEN Scanner



Dr. Vandana G. Powar M.B.B.S., D.C.P.  
Consultant Pathologist



**PARTH**  
PATHOLOGY LABORATORY  
(Computerised)

LAB - Shop No. 7, "Diwan Towers" Mangalwar Peth, Near Mirajkar Tikti, Opp. Nutan Marathi High School, Kolhapur. Mob. 9158529408, 9422047480, 9921285167

14/09/2024

**THE ECG OF THE CLIENT :- VISHAL SHIVASHARAN  
IS WITHIN NORMAL LIMIT**

**NO ABNORMAL FINDINGS ARE DETECTED .**

Dr. Vandana G. Powar  
M.B.B.S., D.C.P.  
Reg. No. 68137



**PATHOLOGIST**

DR. VANDANA POWAR  
M.B.B.S., D.C.P.

All Biochemistry Tests Done By Computerised Auto Analyser

HAEMATOLOGY | CLINICAL PATHOLOGY | BIOCHEMISTRY | SEROLOGY | MICROBIOLOGY | HISTOPATHOLOGY


**24 Hours Emergency Service**

**Home Service Available**



Scanned with OKEN Scanner



 GPS Map Camera



**Kolhapur, Maharashtra, India**  
1095/1B/1, Mangalwar Peth, C Ward, Kolhapur, Maharashtra 416012, India  
Lat 16.692812°  
Long 74.224283°  
14/09/24 10:54 AM GMT +05:30

Patient Name : MR. VISHAL SHIVASHARAN

Date : 14 Sep 2024

Referred By : Dr. VANDANA POWAR

Age : 37 YEARS Sex : M

Clinically – FOR HEALTH CHECK UP.

### Abdomen Sonography

#### GASSY ABDOMEN.

**LIVER**: is normal in size, shape, position and shows normal echogenicity. The contours are smooth. The parenchyma shows homogeneous echotexture. The intra – hepatic portal and venous system appears normal. The portal vein is normal and show hepatopetal flow. The intra-hepatic biliary radicals are not dilated. There is no focal mass lesion.

**GALL BLADDER**: is physiologically distended, normal in size and echotexture. There is no evidence of echoreflexive calculus in gall bladder. **There is e/o single polyp measuring 6 mm on posterior wall.** There is no abnormal biliary tree dilation noted. The portal vein & C.B.D appear normal. Wall thickness is normal. No e/o cholecystitis/calculus seen. PV measures -11 mm, CBD measures – 3 mm.

**PANCREAS**: is normal size, position & echotexture. The contours are smooth. There is focal mass lesion seen. No pancreatitis or calcification.

**SPLEEN**: is normal in size, shape and echopattern. The contours are smooth. The splenic vein and portal vein are normal in calibre.

**KIDNEYS**: Both the kidneys are normal in size, shape and position and contours. There is no echoreflexive obstructing calculus seen on left side no hydronephrosis. Both visualized ureters appear to be normal. Parenchymal/cortical thickness is normal. Cortico -medullary differentiation is well maintained. Overlying bowel gases does not show further course of ureter.

**Right kidney** measures- 112 x 44 mm. **Left kidney** measures -106 x 47 mm.

**Right kidney** shows few tiny calculi, largest measuring 3 mm in upper pole.

**Urinary bladder** is physiologically distended, appears normal. No intraluminal abnormality.

**PROSTATE**: is normal size and uniform echotexture, measures 29 x 30 x 34 mm (weight- 10 gms). The gland bulges urinary bladder base.

Aorta and IVC are normal. No e/o free fluid in peritoneal cavity. No ascites. No significant lymphadenopathy. **Bowel loops appear normal in size with good peristalsis.**

**Appendix** is not appreciated in today's study. Terminal ileum is well seen.

No probe tenderness in right iliac fossa or anywhere in abdomen.

**IMPRESSION** : < GALL BLADDER POLYP.  
< TINY RIGHT RENAL CALCULI.

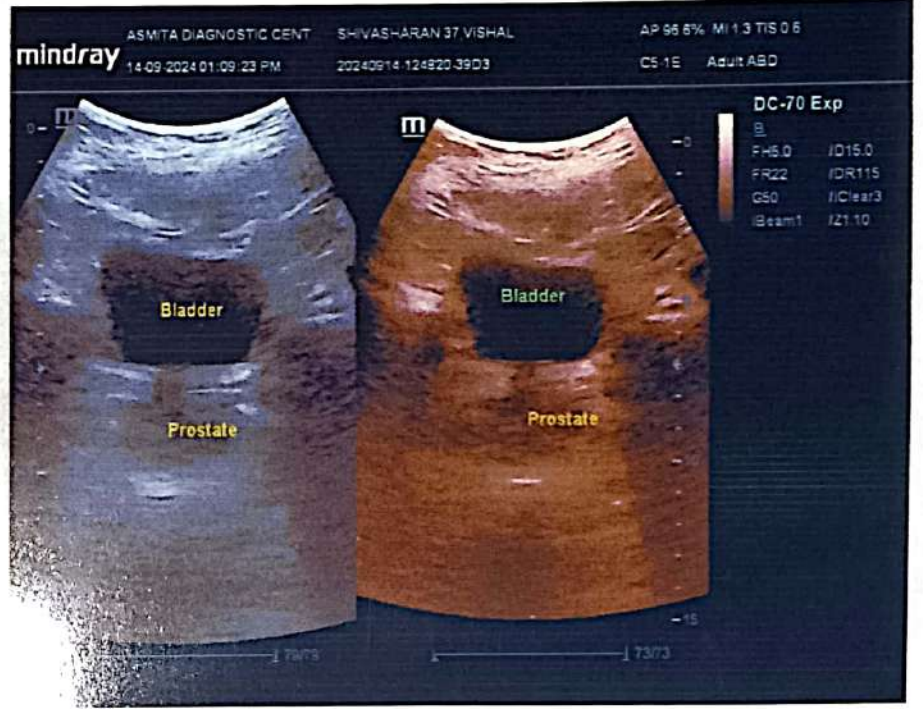
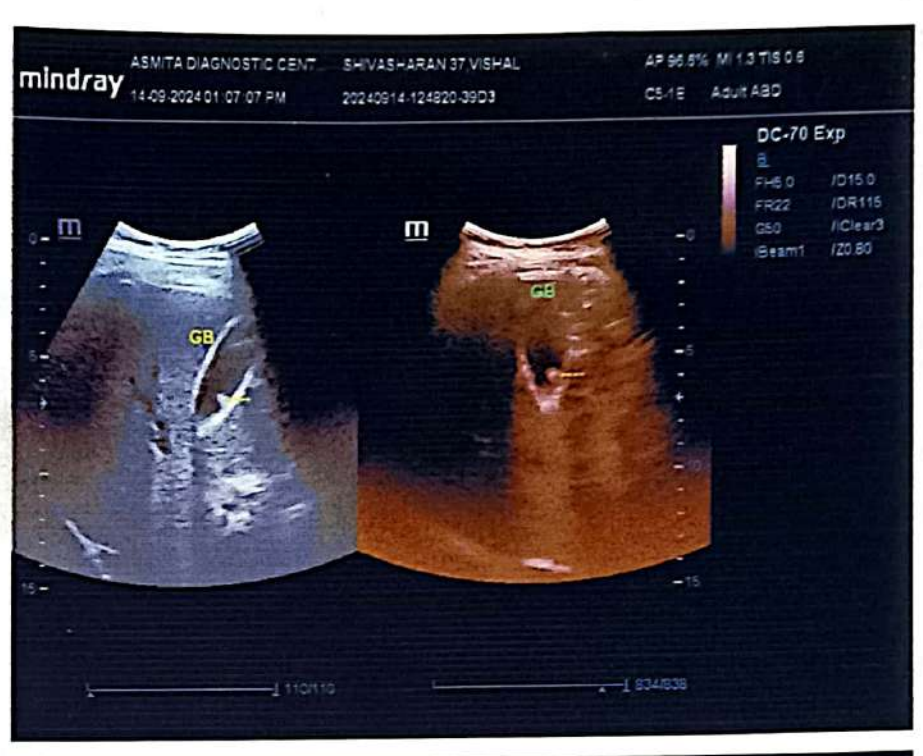
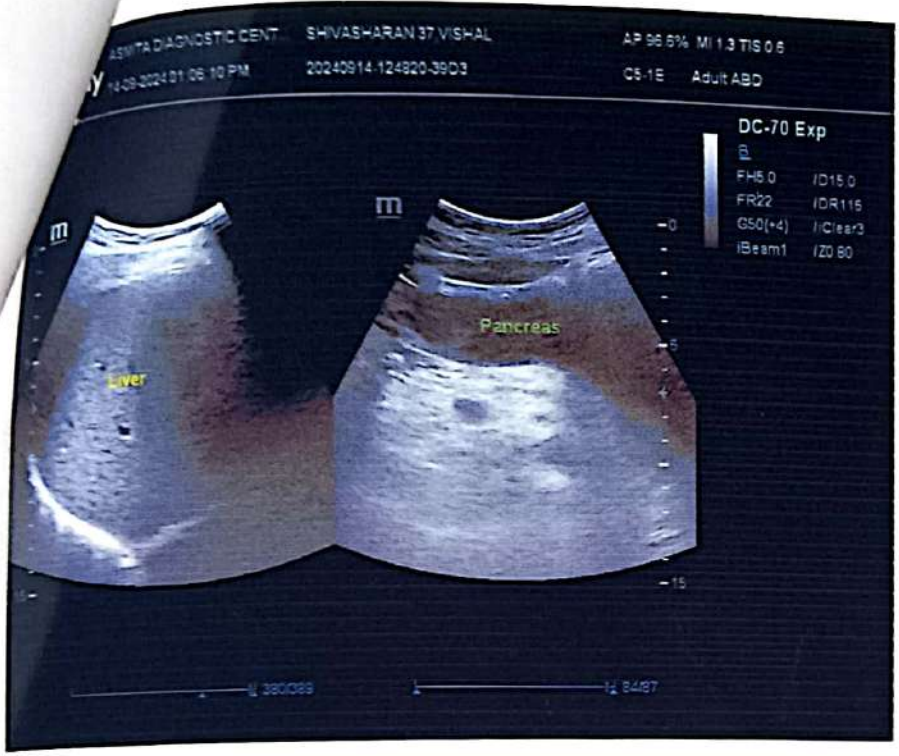
ADVICE - Clinical correlation and follow up if clinically needed.  
THANKS FOR REFERRAL. FEEDBACK IS WELCOME



डॉ. नेहा घोरपडे

एम. बी. बी. एस., डी.एम.आर.ई (रेडीओलॉजिस्ट)  
रजि.नं.79916

परत येताना सर्व जुने रिपोर्ट्स, सोनोग्राफी रिपोर्ट्स अथवा एक्स-रे असल्यास बरोबर घेऊन येणे.





# SWARA DIGITAL

## X- RAY

All Types Of Digital, Portable X-rays And Procedural X-rays

---

PATEINT NAME :	MR VISHAL SHIVSHARAN	AGE/SEX :	37Y/MALE
REF BY :	PARTH LAB	DATE :	14/09/2024

---

### CHEST X-RAY PA

Both lungs fields are normal

Both costophrenic angles appear normal

The tracheal lucency is centrally placed

The mediastinal & diaphragmatic outlines appear normal.

The heart shadow is normal

IMPRESSION : **NORMAL CHEST X-RAY**

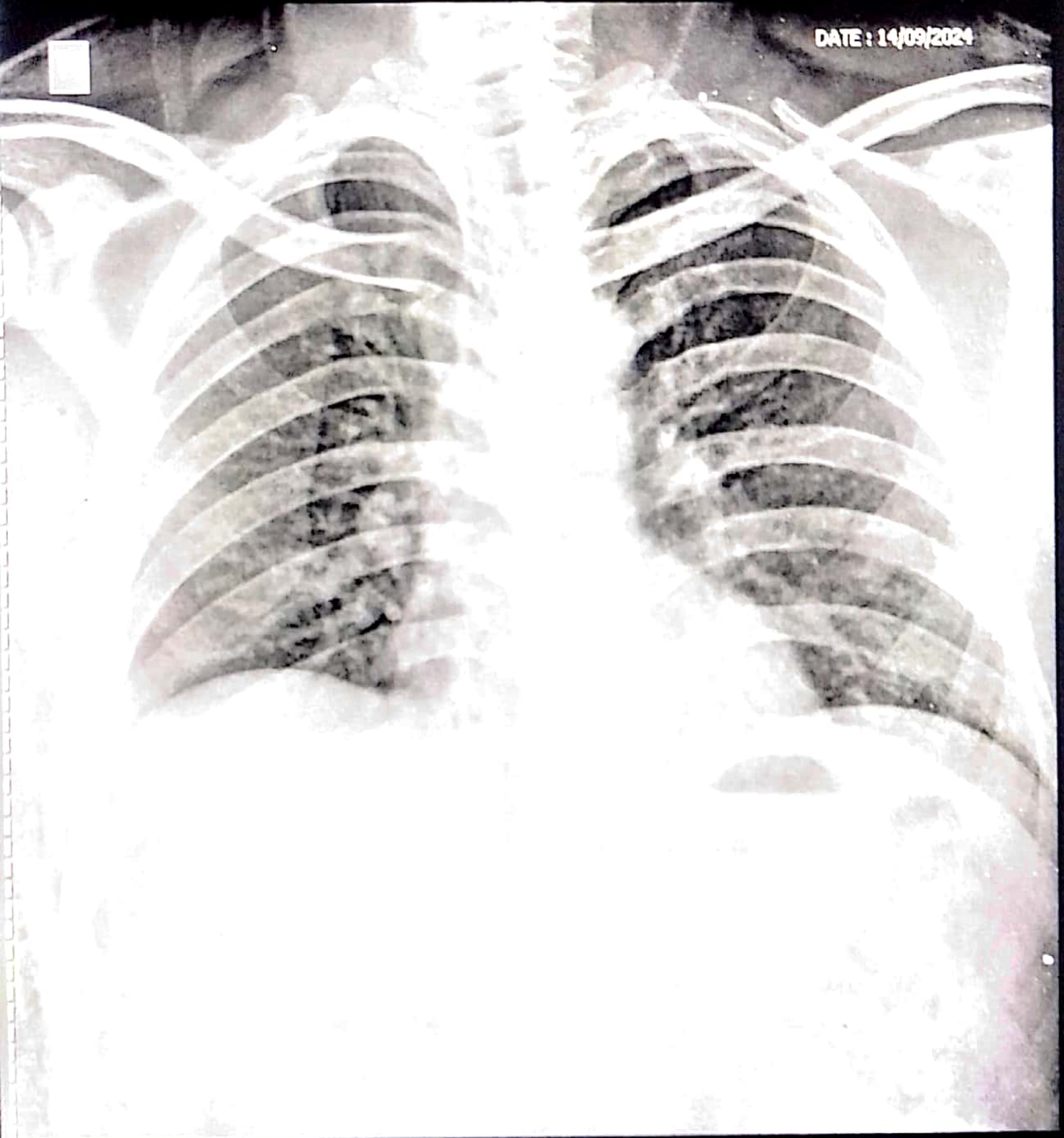
ADV: Clinical correlated

  
DR SAKSHAM GUPTA  
MBBS,MD Radio diagnosis FMF UK  
Consultant Radiologist

**Mob. 9890185675**

Address : Bramhanand, Near Tawanappa Patne High School, Rajarampuri 10 Galli, Kolhapur.

DATE : 14/09/2024



Name: MR VISHAL SHIVSHARAN

Age/Sex: 37 / Male

Ref. Dr. PARTH LAB

Chest PA

SWARA DIGITAL X-RAY RAJARAMPURI 12TH LANE KOLHAPUR