

आयकर विभाग

INCOME TAX DEPARTMENT

TANDRANGI VARA PRASANNA  
KUMAR

MARIA DAS TANDRANGI

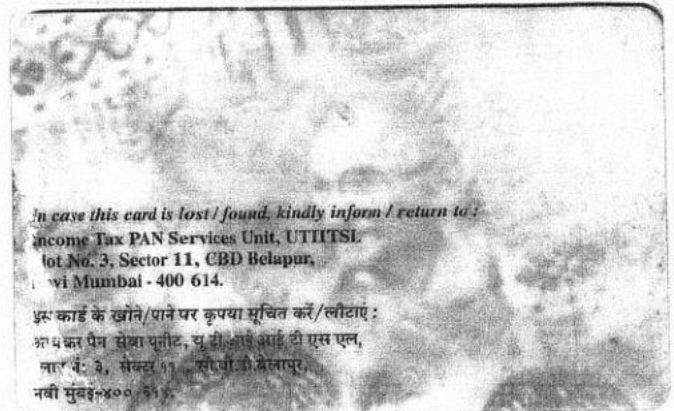
22/12/1989

AQCPT4120E

*[Handwritten Signature]*

भारत सरकार

GOVT. OF INDIA



*In case this card is lost / found, kindly inform / return to:*  
Income Tax PAN Services Unit, UTIITSL  
lot No. 3, Sector 11, CBD Belapur,  
Mumbai - 400 614.

इस कार्ड के खोने/पाने पर कृपया सूचित करें/लीटाएं:  
आयकर पैन सेवा यूनिट, यू टी आई टी एस एल,  
प्लॉट नं. 3, सेक्टर 11, सीबीडी बेलपुर,  
मुंबई-400 614.



# Bangalore Diagnostics & Multi-Speciality Centre

Quality Assurance : EQAP from AIIMS & CMC- Vellore

Quality. Trust. Since 1982.

# 198, 12th Main, 3rd Block, (Above Namma MTR, Next to SBI), Rajajinagar, Bangalore- 560 010.

Ph. : 080-23505407, 9448079978 e-mail : bangalore.d.s@gmail.com

**Name :** MR. TANDRANGI VARA PRASANNA KUMAR **Reg. No :** C8121  
**Age/Sex:** 33 Year(s) / Male **Date :** 17/12/2022  
**Ref. by :** DR. BOB **Corporate:** NON CORPORATE

Test Name Result Reference Range Page 1 of 4

## HAEMATOLOGY REPORT

### **COMPLETE BLOOD COUNT**

Haemoglobin	14.3 gms %	Male : 13.0 - 18.0 gms % Female: 11.0 - 15.0 gms %
Red Blood Cell Count	4.80 million/cumm	Male : 4.5-6.5 millions/cumm Female : 3.7-5.5 million/cumr
Packed Cell Volume	42.5 %	Females: 32 - 45 % Males: 39 - 54%
Total Count	6,400 cells /cumm	4000-11000 cells /cumm

### **Differential Count**

Neutrophils	46.2 %	40 - 75%
Lymphocytes	47.1 %	20 - 45%
Monocytes	4.7 %	01 - 10%
Eosinophils	2.0 %	01 - 06 %
Basophils	0.0 %	00 to 01 %

### **COMPLETE BLOOD COUNT**

Platelet count	2,74,000 cells/cumm	150000-400000 cells/cumm
Mean Corpuscular Volume	88.5 fL	78 - 98 fL
Mean Corpuscular Haemoglobin	29.8 pg	27 - 32 pg
Mean Corpuscular Haemoglobin Concentration	33.6 g/dl	31 - 36 g/dl
ESR	10 mm/hour	Male: 0 - 10 mm/ hour Female: 0 - 20 mm/hour

ABSOLUTE EOSINOPHIL COUNT 128 cells/cumm 40 - 440 cells/cumm

BLOOD GROUP(ABO) "AB"  
Rh Type (D) POSITIVE

## BIOCHEMISTRY REPORT

FASTING BLOOD SUGAR 212 mg/dl 70 to 100 mg/dl  
FASTING URINE SUGAR 1.0% NIL



# Bangalore Diagnostics & Multi-Speciality Centre

Quality Assurance : EQAP from AIIMS & CMC- Vellore

Quality. Trust. Since 1982.

# 198, 12th Main, 3rd Block, (Above Namma MTR, Next to SBI), Rajajinagar, Bangalore- 560 010.

Ph. : 080-23505407, 9448079978 e-mail : bangalore.d.s@gmail.com

**Name :** MR. TANDRANGI VARA PRASANNA KUMAR **Reg. No :** C8121  
**Age/Sex:** 33 Year(s) / Male **Date :** 17/12/2022  
**Ref. by :** DR. BOB **Corporate:** NON CORPORATE

Test Name Result Reference Range Page 2 of 4

## BIOCHEMISTRY REPORT

POST PRANDIAL BLOOD SUGAR	279 mg/dl	80 to 140 mg/dl
POST PRANDIAL URINE SUGAR	2.0%	NIL
<b>LIPID PROFILE</b>		
TOTAL CHOLESTEROL	297.9 mg/dl	up to 200 mg/dl
TRIGLYCERIDES	159.6 mg/dl	<150 : Normal
HDL Cholesterol	40.1 mg/dl	Male: >40 mg/dl Female: > 50 mg/dl
LDL Cholesterol	225.9 mg/dl	<100 mg/dl
VLDL Cholesterol	31.9 mg/dl	<40 mg/dl
CHOLESTEROL/HDL RATIO	7.4:1.0	up to 6.0 %

## **LIVER FUNCTION TESTS**

Total Bilirubin	0.54 mg/dl	up to 1.2 mg/dl
Direct Bilirubin	0.13 mg/dl	0 to 0.3 mg/dl
Indirect Bilirubin	0.41 mg/dl	up to 1.5 mg/dl
S.G.O.T. (AST)	20.7 U/L	0 - 46 U/L
S.G.P.T. (ALT)	28.3 U/L	0 - 49 U/L
ALKALINE PHOSPHATASE	93.0 U/L	Men : 80-306 Women : 64-306 Children upto 15 Yrs : upto 644 Children upto 17 yrs : upto 483
Gamma Glutamyl Transpeptidase (GGT)	23.9 IU/L	0 - 55 IU/L
Total Protein	7.3 gms/dl	6.6 - 8.3 gms/dl
Albumin	3.9 gms/dl	3.4 - 5.0 gms/dl
Globulin	3.4 gms/dl	2.3 - 3.5 gms/dl
A/G Ratio	1.1:1.0	1.2 : 1.0
SERUM CREATININE	0.99 mg/dl	Females 0.6 - 1.2 mg/dl Males 0.7 - 1.4 mg/dl
BLOOD UREA NITROGEN (BUN)	10.2 mg/dl	7-18 mg/dl



# Bangalore Diagnostics & Multi-Speciality Centre

Quality Assurance : EQAP from AIIMS & CMC- Vellore

Quality. Trust. Since 1982.

# 198, 12th Main, 3rd Block, (Above Namma MTR, Next to SBI), Rajajinagar, Bangalore- 560 010.

Ph. : 080-23505407, 9448079978 e-mail : bangalore.d.s@gmail.com

**Name :** MR. TANDRANGI VARA PRASANNA KUMAR **Reg. No :** C8121  
**Age/Sex:** 33 Year(s) / Male **Date :** 17/12/2022  
**Ref. by :** DR. BOB **Corporate:** NON CORPORATE

Test Name Result Reference Range Page 3 of 4

## BIOCHEMISTRY REPORT

URIC ACID 5.19 mg/dl M: 3.5 -7.2 mg/dl  
F: 2.6 - 6.0 mg/dl

### **Glycosylated Haemoglobin (HbA1c)**

Glycosylated Haemoglobin (HbA1c) 12.1 %  
Normal : <5.7 %  
PRE DIABETES: 5.7-6.4 %  
DIABETES : 6.5 % or  
HIGHER  
(American Diabetes  
Association)

## URINE EXAMINATION REPORT

### **PHYSICAL EXAMINATION**

COLOUR LIGHT YELLOW  
APPEARANCE CLEAR  
REACTION ACIDIC

### **BIOCHEMICAL EXAMINATION**

PROTEIN NIL  
GLUCOSE 1.0%  
BILE SALT NIL  
BILE PIGMENT NIL  
SPECIFIC GRAVITY 1.023 1.003 - 1.035

### **MICROSCOPIC EXAMINATION**

PUS CELLS 1-2/HPF  
EP CELLS OCCASIONAL  
MACROPHAGES NIL  
R.B.C.s ABSENT  
CASTS NIL



# Bangalore Diagnostics & Multi-Speciality Centre

Quality Assurance : EQAP from AIIMS & CMC- Vellore

Quality. Trust. Since 1982.

# 198, 12th Main, 3rd Block, (Above Namma MTR, Next to SBI), Rajajinagar, Bangalore- 560 010.

Ph. : 080-23505407, 9448079978 e-mail : bangalore.d.s@gmail.com

**Name :** MR. TANDRANGI VARA PRASANNA KUMAR **Reg. No :** C8121  
**Age/Sex:** 33 Year(s) / Male **Date :** 17/12/2022  
**Ref. by :** DR. BOB **Corporate:** NON CORPORATE

Test Name

Result

Reference Range

Page 4 of 4

## URINE EXAMINATION REPORT

### **MICROSCOPIC EXAMINATION**

CRYSTALS NIL

----- End of Report -----

**Biochemist**

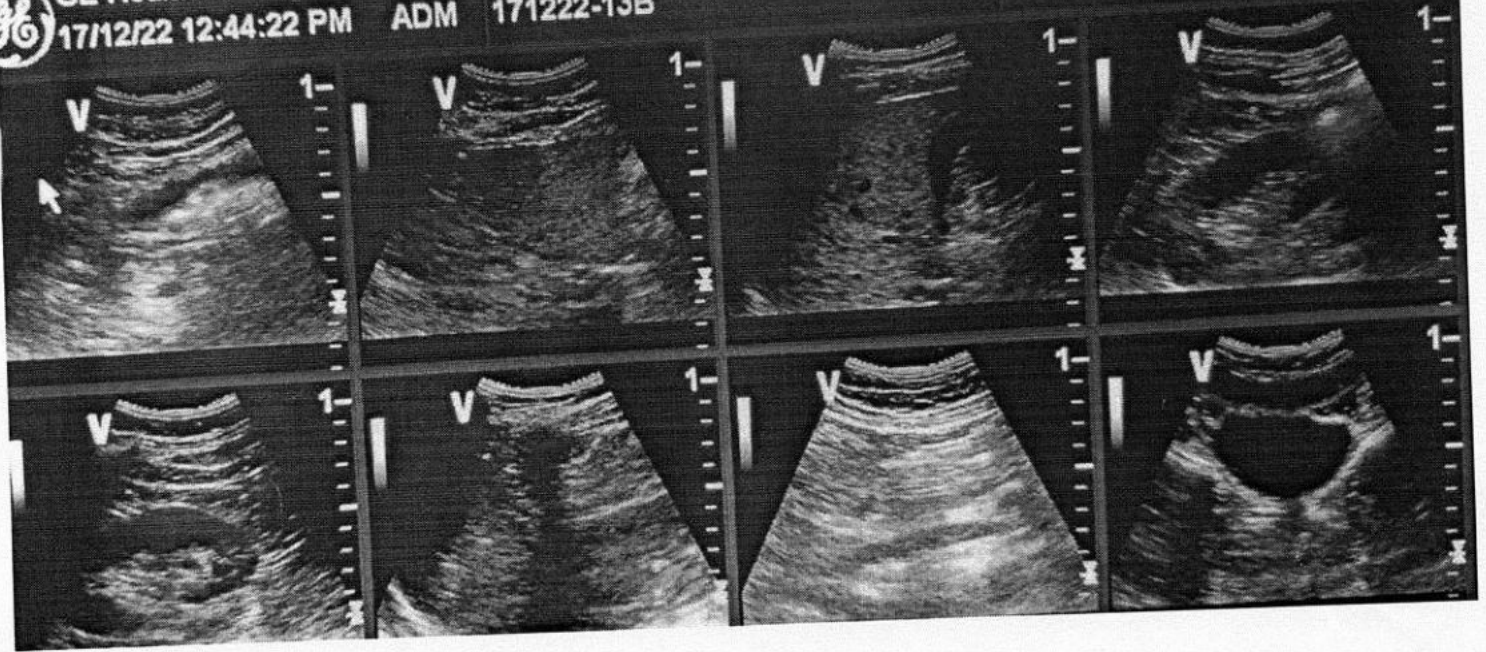
**Microbiologist**

**Pathologist**

GE Healthcare  
17/12/22 12:44:22 PM

ADM

T V PRASANNA KUMAR 33 Y,  
171222-13B





# Bangalore Diagnostics & Multi-Speciality Centre

Quality Assurance : EQAP from AIIMS & CMC- Vellore

Quality. Trust. Since 1982.

# 198, 12th Main, 3rd Block, (Above Namma MTR, Next to SBI), Rajajinagar, Bangalore- 560 010.

Ph. : 080-23505407, 9448079978 e-mail : bangalore.d.s@gmail.com

## Abdomen and Pelvic Ultrasound Scan Report

Name : Mr. Tandurangi Vara Prasanna Kumar

Date: 17/12/2022

Ref by: BOB

Age / Gender: 33 Years /Male

**Liver:** Normal in size, shape and echotexture. No focal lesion seen.

No intrahepatic biliary dilatation seen.MPV & CBD is normal.

**Gall Bladder:** GB is normal. Normal in wall thickness, No abnormal intraluminal echoes.

**Pancreas:** Normal in size and echotexture. No focal lesions. Pancreatic duct appears normal.

**Spleen :** Normal in size, shape and echotexture.

**Kidneys:** Both Kidney's are normal in size, shape and position.

No Calculi / Hydronephrosis seen. Corticomedullary differentiation is good.

**Right Kidney: 112 x 15 mm      Left Kidney : 110 x 16 mm**

**Urinary Bladder:** Normal in contour and wall thickness with clear contents.

**Post Void = Nil**

**Prostate :** Normal in size, shape and echotexture.

### IMPRESSION:

- Normal Sonologic Study.



**Dr. Consultant Sonologist**







# Bangalore Diagnostics & Multi-Speciality Centre

Quality Assurance : EQAP from AIIMS & CMC- Vellore

Quality, Trust. Since 1982.

# 198, 12th Main, 3rd Block, (Above Namma MTR, Next to SBI), Rajajinagar, Bangalore- 560 010.

Ph. : 080-23505407, 9448079978 e-mail : bangalore.d.s@gmail.com

## Echocardiography Report

Name : Mr.Tandrangi Vara Prasanna Kumar

Date: 17/12/2022


Ref By : Bank of Baroda

Age/ Gender 33 Years/ Male

LA : 34 mm	MV : E 0.78 A : 0.61 m/sec
AO : 26 mm	AV : 1.41 m/sec
RVID : 21 mm	TV : 0.44 m/sec
LVIDD : 47 mm	PV : 0.80 m/sec
LVIDS : 31 mm	
IVSD : 10 mm	MR : Nil
IVSS : 16 mm	AR : Nil
LVPWD: 10 mm	TR : Mild
LVPWS : 17 mm	PR : Nil
FS : 35 %	
EF : 64%	
LV mass: 201 gm	

### IMPRESSION

- Normal Chamber Dimensions.
- No RWMA.
- Normal LV Systolic Function. LVEF 64%
- Thickened Tricuspid Valve.
- Mild TR, PASP 41 mmHg, Moderate PAH.
- No Thrombus / PE.



Dr.

Consultant Cardiologist



# Bangalore Diagnostics & Multi-Speciality Centre

Quality Assurance : EQAP from AIIMS & CMC- Vellore

Quality. Trust. Since 1982.

# 198, 12th Main, 3rd Block, (Above Namma MTR, Next to SBI), Rajajinagar, Bangalore- 560 010.

Ph. : 080-23505407, 9448079978 e-mail : bangalore.d.s@gmail.com

## ELECTROCARDIOGRAM

NAME/AGE : Vara prasanna Kumar

Lab No.: \_\_\_\_\_

DATE: 17/12/2022

## ECG FINDINGS

Standardization	<u>Lead</u>	Rate	<u>72b</u>
Rhythm	<u>sin</u>	Axis	<u>v</u>
P Wave	<u>v</u>	PR Interval	<u>0.13m</u>
Q Wave	<u>v</u>	QRS Voltage	<u>SUITABLE low</u>
QRS Duration	<u>0.08m</u>	ST Segment	<u>ST elevated</u>
QT interval	<u>0.30m</u>		
U Wave		Wave	<u>v</u>
Recommendations			
<u>Normal</u>			



Dr. ASHOK  
MD (Internal Medicine,  
Reg No.: 13444



# Bangalore Diagnostics & Multi-Speciality Centre

Quality Assurance : EQAP from AIIMS & CMC- Vellore

Quality. Trust. Since 1982.

# 198, 12th Main, 3rd Block, (Above Namma MTR, Next to SBI), Rajajinagar, Bangalore- 560 010.

Ph. : 080-23505407, 9448079978 e-mail : bangalore.d.s@gmail.com

<i>Patient Name</i>	MR.TANDRANGI VARA PRASANNA KUMAR	<i>Patient Id</i>	X-RAY-55
<i>Age/DOB</i>	33/	<i>Gender</i>	M
<i>Ref.Doctor</i>	BANK OF BARODA	<i>Date</i>	17/12/2022

## X-RAY CHEST PA VIEW

### OBSERVATION:

*Both hila are normal.*

*Cardiophrenic and costophrenic angles are normal.*

*The trachea is central.*

*The mediastinal and cardiac silhouette are normal.*

*Cardiothoracic ratio is normal.*

*Bones of the thoracic cage are normal.*

*Soft tissues of the chest wall are normal.*

### IMPRESSION:

#### NORMAL STUDY

Dr. Vijay Kumar  
MBBS, MDRD  
Consultant Radiologist



# Bangalore Diagnostics & Multi-Speciality Centre

Quality Assurance : EQAP from AIIMS & CMC- Vellore

Quality. Trust. Since 1982.

# 198, 12th Main, 3rd Block, (Above Namma MTR, Next to SBI), Rajajinagar, Bangalore- 560 010.  
Ph. : 080-23505407, 9448079978 e-mail : bangalore.d.s@gmail.com

## ELECTROCARDIOGRAM

NAME/AGE : Vara prasanna Kumar

Lab No.: \_\_\_\_\_

DATE: 17/12/2022

## ECG FINDINGS

Standardization	<u>Low</u>	Rate	<u>72b</u>
Rhythm	<u>sin</u>	Axis	<u>v</u>
P Wave	<u>v</u>	PR Interval	<u>0.23m</u>
Q Wave	<u>v</u>	QRS Voltage	<u>SUITABLE low</u>
QRS Duration	<u>0.09m</u>	ST Segment	<u>ST Elevated</u>
QT interval	<u>0.30m</u>		
U Wave		T Wave	<u>v</u>
Recommendations <u>Normal</u>			



Dr. Ashok  
Dr. ASHOK  
MD (Internal Medicine),  
Reg No.: 13444

BANGLORE DIAGNOSTIC SERVICE RAJAJINAGARA BANGLORE-260010  
5X55 MR. TENARE SATHYANARAYANA VITTAL 431 M 12/15/2025 11:38:35

R

