

**DECLARATION OF MEDICAL FITNESS**

I have examined Mrs. Sangeeta Singh / 37 yrs F today and hereby certify that She is medically fit. She does not suffer from any serious illness or ailment and does not carry any communicable and contagious disease.

Signed

(Name of the Certifying Doctor)



Dr. Shweta

Date :

29/03/22

Declaration of medical fitness

**• 24X7 Emergency • Ambulance • Pharmacy • Lab • Blood Bank**

*This is not for Medico Legal purpose*



બંક ઝોન બંધો  
Bank of Baroda

Name: **MANOJ K SINGH**

સંકલિત નંબર  
E. C. No. **159128**



*Manoj K Singh*



*Manoj K Singh*

Authorised Signatory  
Issuing Authority AGM, DDM, DMR-II, NID.

Signature of Holder

# 24 X 7 { Helpline - 7835999444, 7835999555 }

**Patient Name :** Mrs. SANGITA SINGH [UHIDNO:FHP21263228032022]   
**Age / Gender :** 37 Yr / Female UHIDNO:FHP212632280320  
**Address :** 43B,D4, LIG COLONY,UDYOG VIHAR,SEC-82, Gautam Buddha Nagar, UTTAR PRADESH  
**Requesting Doctor:** Dr. NUPUR JAIN **Reg. ID :** OPD.21-22-149898

## CLINICAL PATHOLOGY

**Request Date :** 28-03-2022 09:42 AM **Reporting Date :** 28-03-2022 05:20 PM  
**Collection Date :** 28-03-2022 10:03 AM[CLP12874] **Reporting Status :** Finalized  
**Acceptance Date :** 28-03-2022 10:04 AM | **TAT:** 07:16 [HH:MM]

Investigations	Method	Result	Biological Reference
<b>URINE ROUTINE AUTOMATED *[ Random Urine ]</b>			
VOLUME		20 ML	>10
COLOUR		PALE YELLOW	PALE YELLOW
APPEARANCE		CLEAR	CLEAR
SPECIFIC GRAVITY (pKA CHANGE)		1.015	1.005 - 1.030
pH (DOUBLE INDICATOR)		6.5	5.00 - 8.50
URINE PROTEIN (PROTEIN ERROR/ 3% SULPHOSALICYLIC ACID)		NIL	NIL
GLUCOSE (GOD-POD/ BENEDICTS)		NIL	NIL
<b>MICROSCOPIC EXAMINATION</b>			
PUS CELLS		3-4 /HPF	0.0-3.0
RBC		NIL /HPF	NIL
CASTS		ABSENT	ABSENT
CRYSTALS		ABSENT	ABSENT
EPITHELIAL CELLS		5-7 /HPF	F 0.00 - 5.00 /HPF
BACTERIA		ABSENT	ABSENT
OTHER		ABSENT	

*Please correlate clinically*

END OF REPORT.



Prepared By  
PRANJALI RAI

Dr. KRITIKA JAIN  
MBBS MD (PATHOLOGY)

**24 X 7 { Helpline - 7835999444,7835999555 }**

**Patient Name :** Mrs. SANGITA SINGH [UHIDNO:FHP21263228032022]   
**Age / Gender :** 37 Yr / Female UHIDNO:FHP212632280320  
**Address :** 43B,D4, LIG COLONY,UDYOG VIHAR,SEC-82, Gautam Buddha Nagar, UTTAR PRADESH  
**Requesting Doctor:** Dr. NUPUR JAIN **Reg. ID :** OPD.21-22-149898

**BIOCHEMISTRY**

**Request Date :** 28-03-2022 09:42 AM **Reporting Date :** 28-03-2022 02:30 PM  
**Collection Date :** 28-03-2022 01:24 PM[B110005] **Reporting Status :** Finalized  
**Acceptance Date :** 28-03-2022 01:24 PM | **TAT:** 01:06 [HH:MM]

Investigations	Method	Result	Biological Reference
<b>BLOOD SUGAR POST PRONDIAL (BSPP) *[ Sodium fluoride(grey top) ]</b> <i>Performed On: VITROS 250</i>		95.00 mg/dL	80.00 - 140.00 (Age <= 100 )

*Please correlate clinically*

END OF REPORT.

Prepared By  
AMIR KHAN



Dr. KRITIKA JAIN  
MBBS MD (PATHOLOGY)

# 24 X 7 { Helpline - 7835999444,7835999555 }

**Patient Name :** Mrs. SANGITA SINGH [UHIDNO:FHP21263228032022]  
**Age / Gender :** 37 Yr / Female  
**Address :** 43B,D4, LIG COLONY,UDYOG VIHAR,SEC-82, Gautam Buddha Nagar, UTTAR PRADESH  
**Requesting Doctor:** Dr. NUPUR JAIN

  
UHIDNO:FHP212632280320

**Reg. ID :**OPD.21-22-149898

## HAEMATOLOGY


**Request Date :** 28-03-2022 09:42 AM  
**Collection Date :** 28-03-2022 10:03 AM[HA7350]  
**Acceptance Date :** 28-03-2022 10:04 AM | **TAT:** 03:55 [HH:MM]

**Reporting Date :** 28-03-2022 01:59 PM  
**Reporting Status :** Finalized

Investigations	Method	Result	Biological Reference
<b>Blood Group (RH Type) *[ EDTA tube(purple top) ]</b>			
Blood Group	Forward Grouping Method	A	
Rh Type	Forward Grouping Method	POSITIVE	

END OF REPORT.

Prepared By  
ARVIND KUMAR

  
Dr. KRITIKA JAIN  
MBBS MD (PATHOLOGY)

**24 X 7 { Helpline - 7835999444,7835999555 }**

**Patient Name :** Mrs. SANGITA SINGH [UHIDNO:FHP21263228032022]   
**Age / Gender :** 37 Yr / Female UHIDNO:FHP212632280320  
**Address :** 43B,D4, LIG COLONY,UDYOG VIHAR,SEC-82, Gautam Buddha Nagar, UTTAR PRADESH  
**Requesting Doctor:** Dr. NUPUR JAIN **Reg. ID :**OPD.21-22-149898

**BIOCHEMISTRY**

**Request Date :** 28-03-2022 09:42 AM **Reporting Date :** 28-03-2022 01:02 PM  
**Collection Date :** 28-03-2022 10:03 AM [BI9954] **Reporting Status :** Finalized  
**Acceptance Date :** 28-03-2022 10:04 AM | **TAT:** 02:58 [HH:MM]

Investigations	Method	Result	Biological Reference
<b>LIPID PROFILE *[ Plain tube (red top) ]</b>			
TOTAL CHOLESTEROL Enzymatic (CHE/CHO/POD)*		166.00 mg/dL	Normal <200, Borderline High 200 - 239, High > 240
TRIGLYCERIDES Enzymatic (Lipase/GK/GPO/POD)*		100.00 mg/dL	Normal : < 150 Borderline High: 150 - 199 High: 200 - 499 Very High :> 500
HDL -CHOLESTEROL PTA/ MgCl2-enzymatic*		55.6 mg/dL	40.00 - 60.00 mg/dL
LDL(Low density lipid) Calculated		<b>90.40 mg/dL *</b>	100.00 - 160.00 mg/dL
VLDL(Very low density lipid) Calculated		20.0 mg/dL	15.00 - 40.00
CHOL/HDL Ratio Calculated		<b>2.99 *</b>	3.00 - 5.00

*Performed On: VITROS 250*

*Please correlate clinically*

END OF REPORT.



Prepared By  
ARVIND KUMAR

Dr. KRITIKA JAIN  
MBBS MD (PATHOLOGY)

# 24 X 7 { Helpline - 7835999444, 7835999555 }

**Patient Name :** Mrs. SANGITA SINGH [UHIDNO:FHP21263228032022]   
**Age / Gender :** 37 Yr / Female UHIDNO:FHP212632280320  
**Address :** 43B,D4, LIG COLONY,UDYOG VIHAR,SEC-82, Gautam Buddha Nagar, UTTAR PRADESH  
**Requesting Doctor:** Dr. NUPUR JAIN **Reg. ID :** OPD.21-22-149898

## BIOCHEMISTRY

**Request Date :** 28-03-2022 09:42 AM **Reporting Date :** 28-03-2022 01:00 PM  
**Collection Date :** 28-03-2022 10:03 AM[B19954] **Reporting Status :** Finalized  
**Acceptance Date :** 28-03-2022 10:04 AM | TAT: 02:56 [HH:MM]

Investigations	Method	Result	Biological Reference
<b>KIDNEY FUNCTION TEST(KFT) *[ Plain tube (red top) ]</b>			
UREA (UREASE METHOD)*		13.90 mg/dL	F 10.00 - 40.00
S.CREATININE (ENZYMATIC)*		0.70 mg/dL	F 0.52 - 1.04
S.URIC ACID (URICASE, COLORIMETRY)*		3.50 mg/dL	F 2.50 - 6.20
S.CALCIUM (ARSENazo DYE)*		9.10 mg/dL	8.40 - 10.20
S. SODIUM (DIRECT I.S.E.)*		142.00 mmol/L	137.00 - 145.00
S. POTASSIUM (DIRECT I.S.E.)*		4.30 mmol/L	3.50 - 5.10
S. PHOSPHORUS (PMA PHENOL)*		2.60 mg/dL	2.50 - 4.50
<i>Performed On: VITROS 250</i>			
<b>LIVER FUNCTION TEST *[ Plain tube (red top) ]</b>			
TOTAL BILIRUBIN (AZOBILIRUBIN/DIPHYLLINE)*		0.8 mg/dL	Adult 0.20 - 1.30
CONJUGATED(D.Bilirubin) (CALCULATED)		0.3 mg/dL	Adult 0.00 - 0.30
UNCONJUGATED(I.D.Bilirubin) (SPECTROPHOTOMETRY)		0.5 mg/dL	Adult 0.00 - 1.10
S.G.O.T (AST) (KINETIC LEUCO DYE)*		23.0 IU/L	F 14.00 - 36.00
S.G.P.T (ALT) (KINETIC LDH/NADH)*		24.0 IU/L	F 0.00 - 35.00
ALKALINE PHOSPHATASE (pNPP/AMP)*		55.0 IU/L	F 35.00 - 104.00 (Age 18 Y - 100 Y)
TOTAL PROTEIN (BIURET)*		6.70 gm/dL	6.30 - 8.20
ALBUMIN (BROMOCRESOL GREEN)*		4.00 gm/dL	3.50 - 5.00
GLOBULIN (CALCULATED)*		2.70 gm/dL	2.00 - 3.50
A/G RATIO (CALCULATED)		1.48	1.00 - 2.10
<i>Performed On: VITROS 250</i>			
<i>Please correlate clinically</i>			

END OF REPORT.



Prepared By  
ARVIND KUMAR

Dr. KRITIKA JAIN  
MBBS MD (PATHOLOGY)

## 24 X 7 { Helpline - 7835999444,7835999555 }

**Patient Name :** Mrs. SANGITA SINGH [UHIDNO:FHP21263228032022]   
**Age / Gender :** 37 Yr / Female UHIDNO:FHP212632280320  
**Address :** 43B,D4, LIG COLONY,UDYOG VIHAR,SEC-82, Gautam Buddha Nagar, UTTAR PRADESH  
**Requesting Doctor:** Dr. NUPUR JAIN **Reg. ID :** OPD.21-22-149898

### BIOCHEMISTRY


**Request Date :** 28-03-2022 09:42 AM **Reporting Date :** 28-03-2022 12:51 PM  
**Collection Date :** 28-03-2022 10:04 AM [BI9956] **Reporting Status :** Finalized  
**Acceptance Date :** 28-03-2022 10:04 AM | TAT: 02:47 [HH:MM]

Investigations	Method	Result	Biological Reference
<b>BLOOD SUGAR FASTING (BSF) * [ Sodium fluoride(grey top) ]</b> <i>Performed On: VITROS 250</i>		84.00 mg/dL	74.00 - 110.00 (Age <= 100 )

*Please correlate clinically*

END OF REPORT.

Prepared By  
ARVIND KUMAR

  
Dr. KRITIKA JAIN  
MBBS MD (PATHOLOGY)



**24 X 7 { Helpline - 7835999444, 7835999555 }**

**Patient Name :** Mrs. SANGITA SINGH [UHIDNO:FHP21263228032022]  
**Age / Gender :** 37 Yr / Female  
**Address :** 43B,D4, LIG COLONY,UDYOG VIHAR,SEC-82, Gautam Buddha Nagar, UTTAR PRADESH  
**Requesting Doctor:** Dr. NUPUR JAIN  
**Reg. ID :** OPD.21-22-149898  
UHIDNO:FHP212632280320

**HAEMATOLOGY**

**Request Date :** 28-03-2022 09:42 AM  
**Collection Date :** 28-03-2022 10:03 AM[HA7350]  
**Acceptance Date :** 28-03-2022 10:04 AM | **TAT:** 02:06 [HH:MM]  
**Reporting Date :** 28-03-2022 12:10 PM  
**Reporting Status :** Finalized

Investigations	Method	Result	Biological Reference
<b>HAEMOGRAM (CBC &amp; ESR)</b>			
HEMOGLOBIN(NON CYNAMETH/PHOTOMETRY)*		12.40 gm/dL	F 12.00 - 15.00 (Age 13 Y - 100 Y)
TOTAL LEUCOCYTE COUNT (TLC) (FLOWCYTOMETRY)*		6600 /cumm	F 4000.00 - 10000.00 (Age 13 Y - 100 Y)
DLC (FLOWCELL & CYTOCHEMISTRY/MANUAL)*			
NEUTROPHIL		63.90 %	40.00 - 80.00 (Age 13 Y - 100 Y)
LYMPHOCYTE		31.10 %	20.00 - 40.00 (Age 13 Y - 100 Y)
MONOCYTE		3.00 %	2.00 - 10.00 (Age 13 Y - 100 Y)
EOSINOPHIL		1.70 %	1.00 - 6.00 (Age 13 Y - 100 Y)
BASOPHIL		0.30 %	0.00 - 1.00 (Age 13 Y - 100 Y)
RBC (IMPEDENCE)*		4.04 millions/cumm	F 3.80 - 5.80 (Age 13 Y - 100 Y)
HEMATOCRIT/P.C.V (RBC PULSE HEIGHT)*		37.30 %	F 36.00 - 46.00 (Age 13 Y - 100 Y)
MCV(Calculated)*		92.00 fL	80.00 - 100.00 (Age 13 Y - 100 Y)
MCH(Calculated)*		30.60 Picogram	27.00 - 32.00 (Age 13 Y - 100 Y)
MCHC(Calculated)*		33.20 %	31.50 - 34.50 (Age 13 Y - 100 Y)
PLATELET COUNT (IMPEDANCE)*		2.50 Lakh/cumm	1.50 - 4.00 (Age 13 Y - 100 Y)
ESR(Westergren's Method)*		11.0 mm/hr	M 0 - 10 F 5 - 20

Performed On: PENTRA ES60 (Horiba),5-Part differential cell counter

END OF REPORT.


*[Signature]*

Prepared By  
ARVIND KUMAR

Dr. KRITIKA JAIN  
MBBS MD (PATHOLOGY)

**24 X 7 { Helpline - 7835999444,7835999555 }**

PATIENT NAME	: MRS. SANGITA SINGH	AGE / SEX	: 37 Years / F
REG No	: 1375	REG.DATE/TIME	: 28/03/2022
UID No	: 4922244	PRINT DATE	: 30/03/2022
REF. BY Dr.	: FELIX HOSPITAL	AREA	: NOIDA ( U.P )



**HORMONE**

<u>Investigation</u>	<u>Result</u>	<u>Unit</u>	<u>Biological Reference Interval</u>
<b><u>THYROID PROFILE(T3,T4&amp;TSH)</u></b>			
T3 (CLIA)	1.96	nmol/L	0.92 - 2.79
T4 (CLIA)	109.48	nmol/L	65 - 138.0
TSH (CLIA)	2.08	uIU/ml	0.35 - 5.5

*REFERANCE RANGE FOR Children*

1-4 days : 1.00-39.00

5 days-5 months : 1.7 - 9.1

5 months - 20 years : 0.70 - 6.40

(1) 4.2 to 15  $\mu$ IU/mL - Correlate clinically as physiological and other factors may falsely elevate TSH level. (2) TSH Values may be transiently altered because of non thyroidal illness. (3) Some drugs may decrease TSH values, e.g., L-dopa, Glucocorticoids. (4) Some drugs may increase TSH values, e.g., Iodine, Lithium, Amiodarone. Abbreviations.

.....END OF REPORT.....



*Sherry Khanna*

Dr.Sherry Khanna  
DNB(Pathology)  
Head-Lab

**24 X 7 { Helpline - 7835999444, 7835999555 }**

PATIENT NAME	: MRS. SANGITA SINGH	AGE / SEX	: 37 Years / F
REG No	: 1375	REG.DATE/TIME	: 28/03/2022
UID No	: 4922244	PRINT DATE	: 30/03/2022
REF. BY Dr.	: FELIX HOSPITAL	AREA	: NOIDA ( U.P )



**BIOCHEMISTRY**

<u>Investigation</u>	<u>Result</u>	<u>Unit</u>	<u>Biological Reference Interval</u>
HbA1c WHOLE BLOOD ( HPLC)	5.30	%	4.8 - 5.9
<i>CLINICAL EVALUATION:</i>			
<i>RECOMMENDED DCCT NGSP GUIDELINES FOR HbA1C LEVELS :</i>			
Normal	4.8 % - 5.9%		
Target for diabetics	: < 7 %		
Therapeutic action required	> 8 %		
G.G.T.P. -Kinetic IFCC, SERUM	14.00	U/L	0 - 38

.....END OF REPORT.....



*Sherg Khanna*

**24 X 7 { Helpline - 7835999444, 7835999555 }**

**Patient Name:** Mrs. SANGITA SINGH / UHIDNO:FHP21263228032022  
**Age / Gender:** 37 Yr /Female  
**Address:** 43B,D4, LIG COLONY,UDYOG VIHAR,SEC-82, Gautam Buddha Nagar, UTTAR PRADESH  
**Requesting Doctor:** Dr. NUPUR JAIN



**Reg. No.: OPD.21-22-149898**

Request Date : 28-03-2022 09:42 AM

Reporting Date : 28-03-2022 01:15 PM  
Report Status : Finalized

**ULTRASOUND WHOLE ABDOMEN FEMALE**

**Liver is mildly enlarged in size (~15.3 cm), normal in shape and shows homogenous echopattern. No focal lesion is seen. Intrahepatic biliary radicles and venous channels appear normal. Gall bladder is distended and shows smooth walls and the lumen is echofree. CBD is not dilated. Pancreas is normal in size, shape and echotexture. Spleen is normal in size (~7.9 cm) and echotexture. Both kidneys are normal in size, shape and echopattern. Cortico-medullary differentiation and parenchymal thickness is well maintained. No evidence of any pelvicalyceal separation is seen. Right kidney measures ~93 x 34 mm. Left kidney measures ~97 x 46 mm and shows a calculus measuring ~3.2 mm at mid pole. No evidence of any significant retroperitoneal lymphadenopathy is seen. No evidence of fluid in peritoneal cavity. Urinary bladder is normal in distensibility and wall thickness. The lumen is echofree. Uterus is normal in size (~8.1 x 4.0 x 4.7 cm), shape and echotexture. **Small intra-mural fibroid measure ~ 9.0 x 8.1 mm in mid posterior body and ~12.1 x 9.3 mm at mid fundus region of uterus.** Endometrium thickness is ~6.0 mm. Both ovaries are normal in size, shape and echotexture. Right ovary measures ~2.9 x 2.3 cm. Left ovary measures ~3.0 x 2.0 cm. Cul-de-sac is clear.**

**IMPRESSION:**

**Mild hepatomegaly.**  
**Left renal calculus.**  
**Small intra-uterine fibroids at posterior and mid fundus region of uterus.**

**Advice: Clinical correlation.**



END OF REPORT

**24 X 7 { Helpline - 7835999444,7835999555 }**

**Patient Name:** Mrs. SANGITA SINGH / UHIDNO:FHP21263228032022  
**Age / Gender:** 37 Yr /Female  
**Address:** 43B,D4, LIG COLONY,UDYOG VIHAR,SEC-82, Gautam Buddha Nagar, UTTAR PRADESH  
**Requesting Doctor:** Dr. NUPUR JAIN



**Reg. No.: OPD.21-22-149898**

Request Date : 28-03-2022 09:42 AM

Reporting Date : 30-03-2022 10:16 AM  
Report Status : Finalized

**X-RAY CHEST PA VIEW WITH COMPUTED RADIOGRAPHY**

**Observations**

Cardiac appears normal.  
Visualized thoracic vertebral is normal.  
Visualized lung fields are clear.  
Diaphragmatic domes appear normal.  
Sternum appears normal.  
**Impression**  
No significant abnormality seen.

**Dr. Kuncham Nagabalaji**  
**MBBS, MD**  
**Consultant Radiologist**

**END OF REPORT**

  
**Dr. S. ANBUMALAR**  
**MD RD, RFCR**  
**CONSULTANT RADIOLOGIST**