

Mr. Anant Setui
Age - 36 y/m

BP - 110/70
P - 76/nt
H - 169 C.M
wt - 81 kg
BMI - 28.4



To,

Apollo clinic
Shankar Nagar Raipur.

Sub - - Regarding TMT/ECO

Sir,

I have visit your Apollo clinic, at 10 am sharp
on 11/03/2023 after my visit, all test done by clinic
and I provide my blood sample and urine sample
for fasting and pps sample provided. only TMT/ECO
not done due to specific time give by clinic
at 5.45 pm. which is not suitable for today,
so that I am not done TMT/ECO.

Regards,

~~_____~~
Anand Kumar

EC. 97414

Bank of Baroda
Bajbajwara Branch

Dt. 11/03/2023




MR ANANT SETHI
Male 36Years

11-03-2023 11:02:25 AM

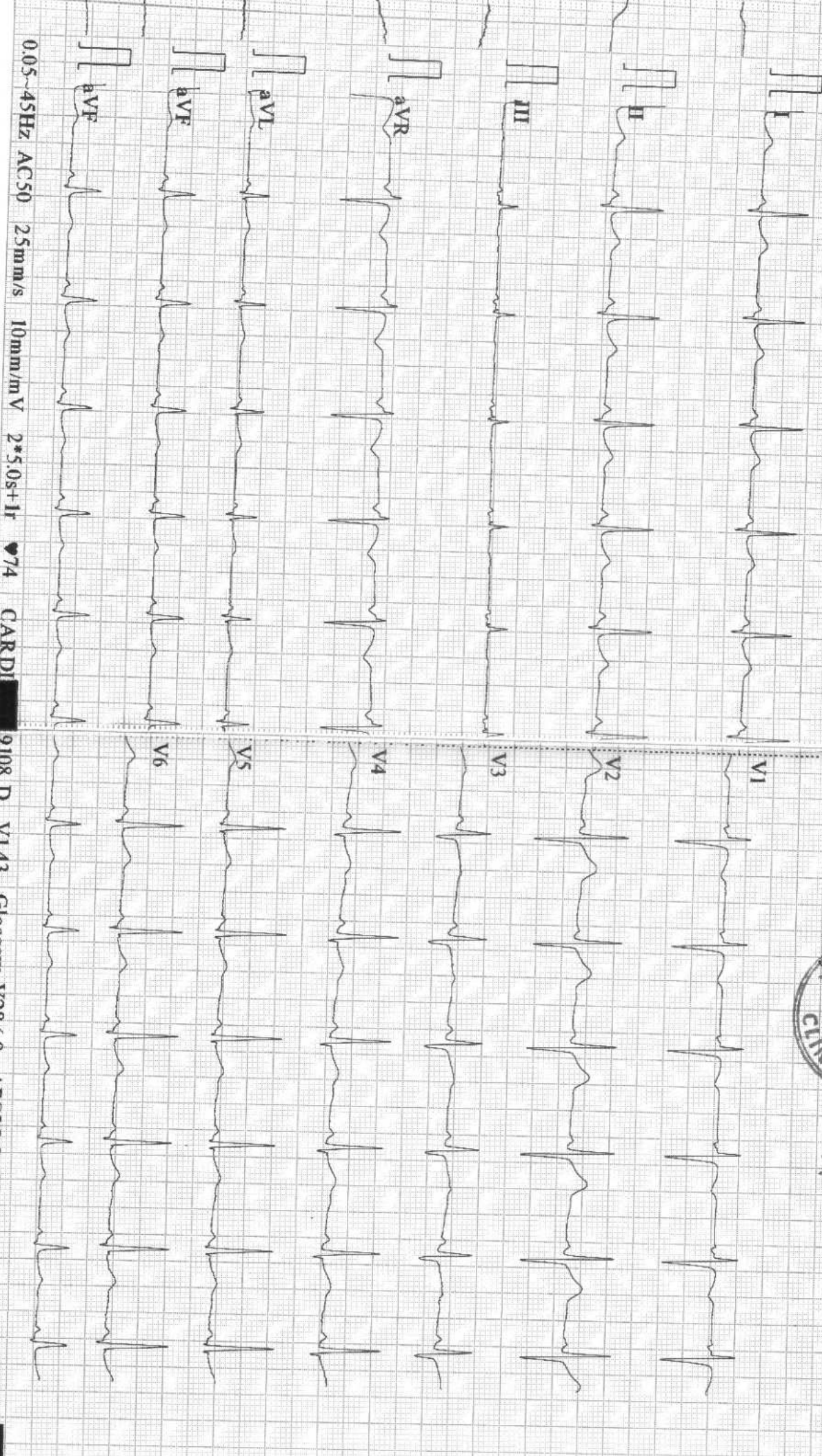
HR	: 74	bpm
P	: 94	ms
PR	: 108	ms
QRS	: 86	ms
QT/QTc	: 386/429	ms
PQRST	: 38/48/38	ms
RV5/SV1	: 1240/0.980	mV

Diagnosis Information:
Sinus rhythm
Short PR interval
Borderline ECG

Report Confirmed by*



Dr. Ankit Sharma
MD Medicine
Reg. No. - CGMC 7971/2018
Apollo Clinic, Raipur




EXAMINATION OF EYES :- (BY OPHTHALMOLOGIST)

Patient Name Mr. Anant Sethi Date 11/03/23

Sex/Age 36 Y/M MR No Employee Id

EXTERNAL EXAMINATION					NAD
SQUINT					NO
NYSTAGMUS					NO
COLOUR VISION					NORMAL
FUNDUS:(RE):-		<u>wnr</u>	(LE):-		<u>wnr</u>
INDIVIDUAL COLOUR IDENTIFICATION					Good
DISTANT VISION:(RE):-		<u>6/60 to 6/6</u>	(LE):-		<u>6/60 to 6/6</u>
NEAR VISION:(RE):-		<u>2/6</u>	(LE):-		<u>2/6</u>
NIGHT BLINDNESS					NAD
	SPH	CYL	AXIS	ADD	
RIGHT	<u>-2.75</u>		<u>—————</u>		
LEFT	<u>-2.0</u>	<u>-1.0</u>	<u>105</u>		
REMARKS :-					



Dr. Vikas Mishra
MBBS, MS(Ophthalmologist)
Reg. No. CGMC 621/2006

Patient Name	: Mr. ANANT SETHI	MR No	: FRAI.0000027185
Age/Sex	: 36 Y/M	Visit No	: FRAIOPV49572
Pres Doctor	:	Bill Date	: 11-03-2023 02:51
Ref.by	: Bank of Baroda	Report Date	: 11-03-2023 15:35

CHEST X – RAY PA VIEW

FINDINGS:

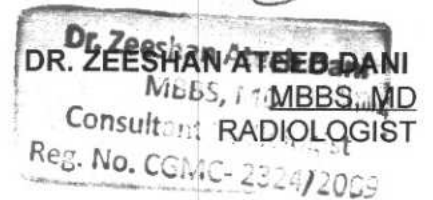
- Both the domes of diaphragm and CP angles are normal.
- Both the hila and mediastinum are normal.
- Both the lung fields are clear. No e/o focal parenchymal lesion.
- Cardio-thoracic ratio is normal.
- Soft tissues and bony cage are unremarkable.

IMPRESSION:

- **NO SIGNIFICANT ABNORMALITY SEEN.**

Advised: Clinical correlation and further evaluation if clinically indicated.

Technician



PATIENT NAME:- MR.ANANT SETHI

REF BY :- BOB

AGE/SEX: 36YRS/M

DATE:- 11.03.2023

USG ABDOMEN

Liver: Liver is normal in size cm, smooth in outline with echotexture. IHBR's are not dilated. CBD is not dilated. Portal vein and hepatic veins are normal.

Gall bladder: Contracted.

Pancreas & Paraaortic Region: Normal.

Spleen: Is normal size measures cm and echotexture.

Kidneys	RIGHT	LEFT
SIZE	10.4X4.4cm	10.3X5.1cm
CORTICAL ECHOGENICITY	Normal	Normal
CORTICOMEDULLARY DIFFERENTIATION	Maintained	Maintained
PCS	Not dilated	Not dilated
Any other remarks	Nil	Nil

Urinary bladder:- Distended & normal

Prostate: is normal in size measures weight gm shape & echotexture.

No free fluid in abdomen.

Visualized bowel loops are normal.

No significant intra-abdominal lymphadenopathy seen.

IMPRESSION:

- **GRADE - I FATTY LIVER**

Advised clinical correlation/further evaluation if clinically indicated.



Dr. Zeeshan Ateeb Dani
DR. ZEESHAN ATEEB DANI
Consultant Radiologist (MD)
Reg. No. 1009

This report is for perusal of the doctor only, not the definitive diagnosis. Findings have to be clinically correlated. Ultrasound has its limitations in obese patients and in retroperitoneal organs. All congenital abnormalities cannot be detected on ultrasound. This report is not for medico-legal purposes.

LICENSEE : SAMRIDDI AROGYAM PVT. LTD.

Apollo Clinic @ Tiara Complex A.T. Classic Near Ashoka Ratan, VIP Estate, Shankar Nagar, Raipur (C.G.)

Email : raipur1@apolloclinic.com | Website : www.apolloclinic.com

Online appointments: www.askapollo.com | Online reports: https://phr.apolloclinic.com

+91 96918 26363

0771 4033341/42

Patient Name	: Mr. ANANT SETHI	Age / Gender	: 36Y/Male
UHID/MR No.	: FRAI.0000027185	OP Visit No	: FRAIOPV49572
Visit Date	: 11-03-2023 14:50	Reported on	: 11-03-2023 16:45
Sample Collected on	: 11-03-2023 15:31	Specimen	: Whole Blood (Edta)
Ref Doctor	: Bank of Baroda	Pres Doctor:	:
Emp/Auth/TPA ID	: 789456		
Sponsor Name	: MEDIWHEEL PVT LTD		

DEPARTMENT OF LABORATORY MEDICINE

TEST NAME	RESULT	BIOLOGICAL REFERENCE INTERVALS	UNITS
COMPLETE BLOOD COUNT			
HAEMOGLOBIN Method: CELL COUNTER	13.8	13.0 - 17.2	gm%
RBC COUNT Method: CELL COUNTER	5.44	3.5 - 5.5	million/cumm
HEMATOCRIT(PCV) Method: CELL COUNTER	43.8	37 - 50	%
MCV Method: CELL COUNTER	80.5	76 - 96	fl
MCH Method: CELL COUNTER	25.4*	27 - 32	pg
MCHC Method: CELL COUNTER	31.6	31 - 35	gm/dl
RDW Method: CELL COUNTER	12.9	12 - 15.10	%
TOTAL WBC COUNT Method: CELL COUNTER	7.99	4 - 11	thous/cumm
NEUTROPHIL Method: CELL COUNTER	66	40 - 75	%
LYMPHOCYTE Method: CELL COUNTER	28	20 - 40	%
EOSINOPHIL Method: CELL COUNTER	01	01 - 06	%
MONOCYTE Method: CELL COUNTER	05	02 - 08	%
BASOPHIL Method: CELL COUNTER	00	00 - 01	%
PLATELET COUNT Method: CELL COUNTER	140*	150 - 450	lacs/cumm

End of the report

Results are to be correlated clinically

Lab Technician / Technologist


Kamlesh Kumar
LICENCE: LHM/DHI AROGYAM PVT. LTD.

Apollo Clinic @ Tiara Complex A.T. Classic Near Ashoka Ratan, VIP Estate, Shankar Nagar, Raipur (C.G.)

Email : raipur1@apolloclinic.com | Website : www.apolloclinic.com

Online appointments: www.askapollo.com | Online reports: https://phr.apolloclinic.com

*THIS PAPER IS USED FOR CLINICAL REPORTING PURPOSE ONLY


Dr. PRIYANKA R SAHA
M.B.B.S, MD
PATHOLOGIST

0771 4033341/42

Patient Name : Mr. ANANT SETHI
UHID/MR No. : FRAI.0000027185
Visit Date : 11-03-2023 14:50
Sample Collected on : 11-03-2023 15:31
Ref Doctor : Bank of Baroda
Emp/Auth/TPA ID : 789456
Sponsor Name : MEDIWHEEL PVT LTD

Age / Gender : 36Y/Male
OP Visit No : FRAIOPV49572
Reported on : 11-03-2023 16:45
Specimen : Plasma(Fluoride)
Pres Doctor: :

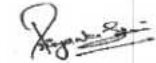
DEPARTMENT OF LABORATORY MEDICINE

TEST NAME	RESULT	BIOLOGICAL REFERENCE INTERVALS	UNITS
GLUCOSE - (FASTING) GLUCOSE - (FASTING) Method: REAGENT GRADE WATER	121.0*	60 - 120	mg/dl
GLUCOSE - (POST PRANDIAL) GLUCOSE - (POST PRANDIAL) Method: REAGENT GRADE WATER	162.0*	70 - 140	mg/dl
KFT - RENAL PROFILE-SERUM BUN : Method: Spectrophotometric	11	7 - 20	mg/dL
Creatinine . Method: Jaffe	0.98	0.6 - 1.2	mg/dL
Uric Acid Method: Enzymatic	2.96	2.6 - 7.2	mg/dL
GLYCOSYLATED HEMOGLOBIN (HBA1C) GLYCOSYLATED HEMOGLOBIN (HBA1C) - WHOLE BLOOD.. Method: TURBIDOMETRY	6.2*	Non-diabetic: <= 5.6 Pre-diabetic: 5.7 - 6.4 Diabetic: >= 6.5	%

End of the report

Results are to be correlated clinically

Lab Technician / Technologist
Kamlesh_Kumar



Dr. PRIYANKA R SAHAI
M.B.B.S, MD
PATHOLOGIST

Patient Name : Mr. ANANT SETHI
UHID/MR No. : FRAI.0000027185
Visit Date : 11-03-2023 14:50
Sample Collected on : 11-03-2023 15:31
Ref Doctor : Bank of Baroda
Emp/Auth/TPA ID : 789456
Sponsor Name : MEDIWHEEL PVT LTD

Age / Gender : 36Y/Male
OP Visit No : FRAIOPV49572
Reported on : 11-03-2023 16:45
Specimen : Serum
Pres Doctor: :


DEPARTMENT OF LABORATORY MEDICINE

TEST NAME	RESULT	BIOLOGICAL REFERENCE INTERVALS	UNITS
LFT WITH GGT			
TOTAL BILIRUBIN (DPD) Method: Enzymatic	0.9	0.1 - 1.2	mg/dl
DIRECT BILIRUBIN (DPD) Method: Spectrophotometric	0.2	0.05 - 0.3	mg/dl
INDIRECT BILLIRUBIN Method: Spectrophotometric	0.7	0.1 - 1	mg/dl
SGPT/ALT (IFCC) Method: Enzymatic	42*	6 - 40	U/L
SGOT/AST (IFCC) Method: Enzymatic	32	6 - 32	U/L
S.ALKALINE PHOSPHATASE Method: Spectrophotometric	99	25 - 147	IU/L
GGT (IFCC) Method: Spectrophotometric	75	5 - 80	U/L
TOTAL PROTEIN (BIURET) Method: Spectrophotometric	7.0	6 - 8	g/dl
ALBUMIN (BCG) Method: Spectrophotometric	4.5	3.5 - 5.0	g/dl
S.GLOBULIN Method: Spectrophotometric	2.5	1.5 - 3.6	g/dl
S.A/G RATIO Method: Spectrophotometric	1.8		

End of the report

Results are to be correlated clinically

Lab Technician / Technologist
Kamlesh_Kumar


Dr. PRIYANKA R SAHAI
M.B.B.S, MD
PATHOLOGIST

Patient Name : Mr. ANANT SETHI
 UHID/MR No. : FRAI.0000027185
 Visit Date : 11-03-2023 14:50
 Sample Collected on : 11-03-2023 15:31
 Ref Doctor : Bank of Baroda
 Emp/Auth/TPA ID : 789456
 Sponsor Name : MEDIWHEEL PVT LTD

Age / Gender : 36Y/Male
 OP Visit No : FRAIOPV49572
 Reported on : 11-03-2023 16:45
 Specimen : Serum
 Pres Doctor:

DEPARTMENT OF LABORATORY MEDICINE

TEST NAME	RESULT	BIOLOGICAL REFERENCE INTERVALS	UNITS
LIPID PROFILE TEST (PACKAGE)			
Total Cholesterol Method: Spectrophotometric	170.0	00 - 200	mg/dl
Triglyceride Method: Spectrophotometric	99.0	60 - 150	mg/dl
HDL Method: Spectrophotometric	44.0	35 - 60	mg/dl
LDL Method: Spectrophotometric	106.2	60 - 130	mg/dl
VLDL Method: Spectrophotometric	19.8	10 - 50	mg/dl
Cholesterol/HDL Method: Spectrophotometric	3.86		

End of the report

Results are to be correlated clinically

Lab Technician / Technologist
Kamlesh_Kumar



Dr. PRIYANKA R SAHAI
M.B.B.S, MD
PATHOLOGIST

Patient Name : Mr. ANANT SETHI
UHID/MR No. : FRAI.0000027185
Visit Date : 11-03-2023 14:50
Sample Collected on : 11-03-2023 15:31
Ref Doctor : Bank of Baroda
Emp/Auth/TPA ID : 789456
Sponsor Name : MEDIWHEEL PVT LTD

Age / Gender : 36Y/Male
OP Visit No : FRAIOPV49572
Reported on : 11-03-2023 16:45
Specimen : Citrated Blood
Pres Doctor:


DEPARTMENT OF LABORATORY MEDICINE

TEST NAME	RESULT	BIOLOGICAL REFERENCE INTERVALS	UNITS
ERYTHROCYTE SEDIMENTATION RATE (ESR) ERYTHROCYTE SEDIMENTATION RATE (ESR) Method: Westergren	12	00 - 20	mm/hr
BLOOD GROUP AND RH TYPE BLOOD GROUP Method: Slide Test RH:	B Positive	A, B, O, AB POSITIVE, NEGATIVE	

End of the report

Results are to be correlated clinically

Lab Technician / Technologist
Kamlesh_Kumar


Dr. PRIYANKA R SAHAI
M.B.B.S, MD
PATHOLOGIST

Patient Name : Mr. ANANT SETHI
UHID/MR No. : FRAI.0000027185
Visit Date : 11-03-2023 14:50
Sample Collected on : 11-03-2023 15:31
Ref Doctor : Bank of Baroda
Package Name : BOB HEALTH CHECK PACKAGE - MALE BELOW 40 - RAIPUR
Emp/Auth/TPA ID : 789456
Sponsor Name : MEDIWHEEL PVT LTD

Age / Gender : 36Y/Male
OP Visit No : FRAIOPV49572
Reported on : 11-03-2023 16:45
Specimen : Serum(Spl)
Pres Doctor: :

DEPARTMENT OF LABORATORY MEDICINE

TEST NAME	RESULT	BIOLOGICAL REFERENCE INTERVALS	UNITS
PSA TOTAL Method: SANDWICH METHOD	0.512	<4	ng/ml

End of the report

Results are to be correlated clinically

Lab Technician / Technologist
Kamlesh_Kumar



Dr. PRIYANKA R SAHAI
M.B.B.S, MD
PATHOLOGIST

Patient Name : Mr. ANANT SETHI
 UHID/MR No. : FRAI.0000027185
 Visit Date : 11-03-2023 14:50
 Sample Collected on : 11-03-2023 15:31
 Ref Doctor : Bank of Baroda
 Emp/Auth/TPA ID : 789456
 Sponsor Name : MEDIWHEEL PVT LTD

Age / Gender : 36Y/Male
 OP Visit No : FRAIOPV49572
 Reported on : 11-03-2023 16:45
 Specimen : Urine
 Pres Doctor :

DEPARTMENT OF LABORATORY MEDICINE


URINE ROUTINE EXAMINATION

Test	Result	Bio. Ref. Interval
PHYSICAL EXAMINATION:		
Volume of urine	30 ml	
Colour	Pale Yellow	
Specific Gravity	1.015	1.001 - 1.030
Deposit	Absent	Absent
Appearance	Clear	Clear
pH	6.0	5.0 - 7.5
CHEMICAL EXAMINATION:		
Protein	Absent	Absent
Sugar	Absent	Absent
Ketone Bodies	Absent	Absent
Blood	Absent	Absent
Leukocytes	Absent	Absent
Urobilinogen	Absent	Absent
Bili Pigments	Absent	Absent
MICROSCOPIC EXAMINATION:		
Pus Cell	1 - 2	0 - 5 / hpf
Red Blood Cells	Not Seen	0 - 2 / hpf
Epithelial Cells	Not Seen	0 - 5 / hpf
Cast	Not Seen	Not seen
Crystals	Not Seen	Not seen

End of the report

Results are to be correlated clinically

Lab Technician / Technologist
Kamlesh_Kumar



Dr. PRIYANKA R SAHAI
M.B.B.S, MD
PATHOLOGIST

भारत सरकार
GOVT. OF INDIA
INCOME TAX DEPARTMENT
ANANT SETHI
SIMANCHAL SETHI
 13/07/1987
 Permanent Account Number
CNEP577398
 Signature


Bank of Baroda
Bank of Baroda
ANANT SETHI
 Name: Anant Sethi
 E. C. No.: 974119
 C.M. (Security)
 11, B. G. Zone
 Signature of holder
 13/07/2014


भारत सरकार
Government of India
आधार
Unique Identification Authority of India

नोटिफिकेशन क्रमांक / Enrollment No 1218/61580/39009
 To,
 अनंत सेठी
 Anant Sethi
 S/O: Simanchal Sethi
 House No. B-11
 Near Mowa Police Station L.J.C Colony, Post. Mowa
 Raipur
 Raipur Bndrowangarh Raipur
 Chhattisgarh 492001
 7415222613

Ref 1889 / 17B / 490951 / 490972 / P

 5H912814903FT




आपला आधार क्रमांक / Your Aadhaar No. :
8639 9113 7974

आधार - सामान्य माणसाचा अधिकार

भारत सरकार
Government of India

 अनंत सेठी
 Anant Sethi
 जन्म तारीख / DOB : 13/07/1987
 पुरुष / Male
8639 9113 7974



आधार - सामान्य माणसाचा अधिकार



