



REVIVAL DIAGNOSTICS

HEALTH CHECK-UP SUMMARY

Name: Venkata Bondada

Date: 04/04/2023

Email ID:

Sex: M Age: 48 Years Contact No: 9440822052

Remarks:

Under-weight

Normal

Over-weight

i> BMI

Height (in Cm): 159 Weight (in Kg): 83 BMI: 32.8

ii> Blood Pressure & Pulse

130/86 mm/Hg
72 Min.

If high or low, whether the person is on medication: YES / NO

iii> Blood Tests & Lung Function Remarks

RS }
CVS }
CNS } (A)

If abnormal, whether the person is on medication: YES / NO

iv> Eye Test Remarks

Eye Test: (R) 6/9 (L) 6/9

Color Vision: (A)

v> Heart Disease

Whether any specific heart ailment detected (ECG findings):
None

vi> Any other problems needing attention / Overall Assessment:

NO

Dr. Chirag Patel
M.B.B.S. 6019432

Signature of the Doctor
Revival Diagnostic
401, Aqua Corridor,
B/s. Star Bazar, Surat-395009
Mo. 91062-28601

0261 2747788, 9825947712

4th Floor, Aqua Corridor, Hazira Road, Adajan Pal, Surat-395009.

revivaldiagnostics.surat@gmail.com

www.revivaldiagnostics.com

This Medical Report Is Not Intended For Medico-legal Purposes.
Laboratory Test Results Are Subject To Technical Limitation And Should
Be Clinically Correlate For Final Diagnosis



REVIVAL DIAGNOSTICS



Name	VENKATA R BONDADA	Age/Gender	48Yrs/Male
Reg No.	3454/23	Receipt No	132
Referred By	BOB - MEDI WHEEL(PKG10000242)	Mode of Payment	CREDIT
Collection Type	CENTER	Collection DateTime	04-Apr-2023 08:23 AM

BLOOD GROUP - 0404235 Released at 04-Apr-2023 10:47 AM

Parameter	Result	Biological Ref.Range	Method
-Blood Group	"B"		
-Rh Factor	POSITIVE		

CBC - 0404233 Released at 04-Apr-2023 10:27 AM

Parameter	Result	Biological Ref.Range	Method
-Haemoglobin	14.5 gm/dL	(13.5 - 18 gm/dL)	Auto
-RBC Count	4.96 mill/cumm	(4.6 - 6.2 mill/cumm)	Auto
-Total WBC Count	5300 /cumm	(4000 - 10000 /cumm)	Auto
-Platelet Count	2.07 lakh/cumm	(1.5 - 4.5 lakh/cumm)	Auto

Blood Indices

-HCT	44.1 %	(40 - 55 %)	Auto
-MCV	89.0 fl	(80 - 92 fl)	Auto
-MCH	29.3 pg	(27 - 31 pg)	Auto
-MCHC	32.9 gm/dL	(32 - 36 gm/dL)	Auto
-RDW	12.7 %	(11 - 15 %)	Auto

Diff WBC Count

-Polymorphs	64 %	(40 - 80 %)	Microscopically
-Lymphocytes	32 %	(20 - 40 %)	Microscopically
-Eosinophils	02 %	(1 - 6 %)	Microscopically
-Monocytes	02 %	(2 - 7 %)	Microscopically
-Basophils	00 %	(0 - 1 %)	Microscopically
-PLATELET ON SMEAR	Adequate		Microscopically
-MALARIAL PARASITES	Malarial Parasites Not Detected		Microscopically

[Test performed on Fully Automated Hematology Analyzer ERBA H-360]

Revival Diagnostics

401-Aqua Corridor,
Beside Star Bazar, Adajan,
Surat-395009. Mo. 9825947712
Dr. Shivangi Gandhi

M.B.B.S, M.D (Pathology)



0261 2747788, 9825947712



4th Floor, Aqua Corridor, Hazira Road, Adajan Pal, Surat-395009.



revivaldiagnostics.surat@gmail.com



www.revivaldiagnostics.com

This Medical Report Is Not Intended For Medico-legal Purposes.
Laboratory Test Results Are Subject To Technical Limitation And Should
Be Clinically Correlate For Final Diagnosis



REVIVAL DIAGNOSTICS



Name	VENKATA R BONDADA	Age/Gender	48Yrs/Male
Reg No.	3454/23	Receipt No	132
Referred By	BOB - MEDI WHEEL(PKG10000242)	Mode of Payment	CREDIT
Collection Type	CENTER	Collection DateTime	04-Apr-2023 08:23 AM

ESR - 0404233 Released at 04-Apr-2023 10:23 AM

Parameter	Result	Biological Ref.Range	Method
-E.S.R	04 mm/hr	(1 - 10 mm/hr)	



Revival Diagnostics

401-Aqua Corridor,
Beside Star Bazar, Adajan,
Surat-395009, Shiyangi Gandhi
Dr. B. S. M. D. Pathology



0261 2747788, 9825947712



4TH Floor, Aqua Corridor, Hazira Road, Adajan Pal, Surat-395009.



revivaldiagnostics@gmail.com



www.revivaldiagnostics.com

This Medical Report Is Not Intended For Medico-legal Purposes.
Laboratory Test Results Are Subject To Technical Limitation And Should
Be Clinically Correlate For Final Diagnosis



REVIVAL DIAGNOSTICS



Name	VENKATA R BONDADA	Age/Gender	48Yrs/Male
Reg No.	3454/23	Receipt No	132
Referred By	BOB - MEDI WHEEL(PKG10000242)	Mode of Payment	CREDIT
Collection Type	CENTER	Collection DateTime	04-Apr-2023 08:23 AM

Creatinine - 0404235

Parameter	Result	Biological Ref.Range	Method
-Creatinine	0.8 mg/dL	(0.6 - 1.4 mg/dL)	ENZYMATIC

BUN - 0404235 Released at 04-Apr-2023 12:04 PM

Parameter	Result	Biological Ref.Range	Method
-Blood Urea Nitrogen (BUN)	12 mg/dL	(6 - 20 mg/dL)	Calculated

Uric Acid - 0404232 Released at 04-Apr-2023 12:46 PM

Parameter	Result	Biological Ref.Range	Method
-Uric Acid	6.4 mg/dL	(3.5 - 7.2 mg/dL)	Uricase-POD

REVIVAL
DIAGNOSTICS

Revival Diagnostics

401-Aqua Corridor,
Beside Star Bazar, Adajan,
Surat-395009. Mo. 9825947712

Dr. Shivangi Gandhi

M.B.B.S., M.D. (Pathology)



0261 2747788, 9825947712



4th Floor, Aqua Corridor, Hazira Road, Adajan Pal, Surat-395009.



revivaldiagnostics.surat@gmail.com



www.revivaldiagnostics.com

This Medical Report Is Not Intended For Medico-legal Purposes.
Laboratory Test Results Are Subject To Technical Limitation And Should
Be Clinically Correlate For Final Diagnosis



REVIVAL DIAGNOSTICS



Name	VENKATA R BONDADA	Age/Gender	48Yrs/Male
Reg No.	3454/23	Receipt No	132
Referred By	BOB - MEDI WHEEL(PKG1000242)	Mode of Payment	CREDIT
Collection Type	CENTER	Collection DateTime	04-Apr-2023 08:23 AM

Lipid Profile - 0404235 Released at 04-Apr-2023 12:46 PM.

Parameter	Result	Biological Ref.Range	Method
-Serum Cholesterol	200 mg/dL	Desirable < 200 mg/dl Borderline High : 200-239 mg/dl High : > 240 mg/dl	CHOD-PAP
-Serum Triglyceride	131 mg/dL	Normal < 150 mg/dl Borderline High : 150 - 159 mg/dl High : 200 - 499 mg/dl Very High : 500 mg/dl	GPO-POD Method
-Serum HDLD(Direct)	44 mg/dL	Normal :> 55 mg/dl Borderline : 35-55 mg/dl Undesirable: < 35 mg/dl	PVS-PEGME Precipitation with CHOD-POD
-Serum VLDL	26 mg/dL	(5 - 30 mg/dL)	Calculated
-Serum LDLD(Direct)	130 mg/dL	Optimal:< 100 mg/dl Above Optimal : 100- 129 mg/dl Borderline High : 130-159 mg/dl High : > 160-189mg/dl Very High : >190 mg/dl	Calculated
-Chol/HDL	4.55	Low risk: <3.8 Medium Risk: 3.8 to 5.9 High Risk: > 6	Calculated
-LDL/Chol	1.54	Low risk: <3.55 Medium Risk: 3.55 to 4.0 High Risk: > 6	Calculated

[Test performed on Fully Automated Biochemistry Analyzer ERBA EM200]

Revival Diagnostics

401-Aqua Corridor,
Beside Star Bazar, Adajan,
Surat-395009. Mo. 9825947712
Dr. Shivangi Gandhi



0261 2747788, 9825947712



4TH Floor, Aqua Corridor, Hazira Road, Adajan Pal, Surat-395009.



revivaldiagnostics.surat@gmail.com



www.revivaldiagnostics.com

This Medical Report Is Not Intended For Medico-legal Purposes.
Laboratory Test Results Are Subject To Technical Limitation And Should
Be Clinically Correlate For Final Diagnosis



REVIVAL DIAGNOSTICS



Name	VENKATA R BONDADA	Age/Gender	48Yrs/Male
Reg No.	3454/23	Receipt No	132
Referred By	BOB - MEDI WHEEL(PKG10000242)	Mode of Payment	CREDIT
Collection Type	CENTER	Collection DateTime	04-Apr-2023 08:23 AM

LIVER FUNCTION TEST (LFT) - 0404235 Released at 04-Apr-2023 12:46 PM

Parameter	Result	Biological Ref.Range	Method
-Serum Total Bilirubin	0.8 mg/dL	(0 - 1.3 mg/dL)	Diazo
-Serum Direct Bilirubin	0.3 mg/dL	(0 - 0.4 mg/dL)	Diazo
-Serum InDirect Bilirubin	0.5 mg/dL	(0.1 - 1.3 mg/dL)	Calculated
-Total Protein (TP)	6.6 gm/dL	(6.4 - 8.3 gm/dL)	Biuret
-Albumin (ALB)	4.2 gm/dL	(3.5 - 5.2 gm/dL)	BCG
-Globulin	2.4 gm/dL	(2.3 - 3.6 gm/dL)	Calculated
-A/G Ratio	1.75 gm/dL	(1 - 2.3 gm/dL)	Calculated
-SGPT(ALT)	23 U/L	(5 - 45 U/L)	IFCC, Kinetic without Pyridoxal Phosphate
-SGOT (AST)	19 U/L	(0 - 35 U/L)	IFCC, Without Pyridoxal Phosphate
-Alkaline Phosph.	81 U/L	(42 - 128 U/L)	ALP-AMP
-GGT	20 U/L	(5 - 50 U/L)	Glupa-C

[Test performed on Fully Automated Biochemistry Analyzer ERBA EM200]

REVIVAL DIAGNOSTICS

Revival Diagnostics

401-Aqua Corridor,
Beside Star Bazar, Adajan,
Surat-395009. Mo. 9825947712
Dr. Shivangi Gandhi

M.B.B.S, M.D (Pathology)



0261 2747788, 9825947712



4TH Floor, Aqua Corridor, Hazira Road, Adajan Pal, Surat-395009.



revivaldiagnostics.surat@gmail.com



www.revivaldiagnostics.com

This Medical Report Is Not Intended For Medico-legal Purposes.
Laboratory Test Results Are Subject To Technical Limitation And Should
Be Clinically Correlate For Final Diagnosis



REVIVAL DIAGNOSTICS



Name	VENKATA R BONDADA	Age/Gender	48Yrs/Male
Reg No.	3454/23	Receipt No	132
Referred By	BOB - MEDI WHEEL(PKG10000242)	Mode of Payment	CREDIT
Collection Type	CENTER	Collection DateTime	04-Apr-2023 08:23 AM

Prostate Specific Antigen (PSA) - 0404235 Released at 04-Apr-2023 01:48 PM

Parameter	Result	Biological Ref.Range	Method
-Prostate Specific Antigen (PSA)	0.60 ng/mL	(0 - 3 ng/mL)	Fluorescence Enzyme Immunoassay

[Test performed on Fully Automated Immunology Analyzer Maglumi-600]

Total T3 T4 TSH - 0404235 Released at 04-Apr-2023 01:51 PM

Parameter	Result	Biological Ref.Range	Method
-Total T3	1.41 ng/ml	(0.87 - 1.78 ng/ml)	Fluorescence Enzyme Immunoassay
-Total T4	8.14 ug/dl	(4.6 - 11 ug/dl)	Fluorescence Enzyme Immunoassay
-TSH	2.48 uIU/ml	0.50 - 5.50 uIU/ml 5.5 to 15 ul U/ml - Suggested	Fluorescence Enzyme Immunoassay

Clinical co-relation or Repeat test with new sample as physiological factors can give falslely high TSH
Above 15uIU/ml Hypopyhyroid
PREGNANT WOMEN
normal ranges for TSH:
1st Trimester : 0.0878 - 2.8293 uIU/ml
2nd Trimester : 0.1998 - 2.7915 uIU/ml
3rd Trimester : 0.307 - 2.9028 uIU/ml
Ref: TIETZ Fundamentals of Clinical Chemistry

[Test performed on Fully Automated Immunology Analyzer Maglumi-600]

Revival Diagnostics

401-Aqua Corridor,

Beside Star Bazar, Adajan.

Surat-395009 Mo 9825947712

Dr. Shivangi Gandhi

M.B.B.S, M.D. (Pathology)

revivaldiagnostics.surat@gmail.com



0261 2747788, 9825947712



4TH Floor, Aqua Corridor, Hazira Road, Adajan Pal, Surat-395009.



www.revivaldiagnostics.com



This Medical Report Is Not Intended For Medico-legal Purposes.
Laboratory Test Results Are Subject To Technical Limitation And Should
Be Clinically Correlate For Final Diagnosis



Name	VENKATA R BONDADA	Age/Gender	48Yrs/Male
Reg No.	3454/23	Receipt No	132
Referred By	BOB - MEDI WHEEL(PKG1000242)	Mode of Payment	CREDIT
Collection Type	CENTER	Collection DateTime	04-Apr-2023 08:23 AM

Urine Routine & Micro Examination - 0404237 Released at 04-Apr-2023 11:46 AM

Parameter	Result	Biological Ref.Range	Method
<u>Physical Examination</u>			
-Quantity	30		Manual
-Colour	Pale Yellow	Pale Yellow	Manual
-Appearance	Clear	Clear	Manual
-Reaction (pH)	Acidic		Dipstick
-Specific Gravity	1.015		Dipstick
<u>Chemical Examination</u>			
-Proteins.	Absent		Dipstick
-Sugar	Absent		Dipstick
-Acetone.	Absent		Dipstick
-Bile Salts	Absent	Absent	Dipstick
-Bile Pigments	Absent	Absent	Dipstick
-Occult Blood Test (OBT).	Negative		Dipstick
<u>Microscopic Examination</u>			
-Pus Cells	1-2		Microscopically
-Red Blood Cells	Absent		Microscopically
-Epithelial Cells	1-2		Microscopically
-Bacteria.	Absent		Microscopically
-Crystals	Absent	Absent	Microscopically
-Others	NIL	Absent	Microscopic Examination

Revival Diagnostics

401-Aqua Corridor,
Beside Star Bazar, Adajan,
Surat-395009. Mo-9825947712

Dr. Shivangi Gandhi

M.B.B.S., M.D. (Pathology)



0261 2747788, 9825947712



4TH Floor, Aqua Corridor, Hazira Road, Adajan Pal., Surat-395009.



revivaldiagnostics.surat@gmail.com



www.revivaldiagnostics.com



Name	VENKATA R BONDADA	Age/Gender	48Yrs/Male
Reg No.	3454/23	Receipt No	132
Referred By	BOB - MEDI WHEEL(PKG10000242)	Mode of Payment	CREDIT
Collection Type	CENTER	Collection DateTime	04-Apr-2023 08:23 AM

Stool Examination - 0404236 Released at 04-Apr-2023 11:52 AM

Parameter	Result	Biological Ref.Range	Method
-Consistency.	Semi-Solid		Manual

Physical Examination

-Colour..	Brown		Manual
-Mucus..	Absent		Manual
-Pus..	Absent		Manual
-Blood..	Absent		Manual

Chemical Examination

-Reaction..	Acidic		
-Occult Blood..	Absent		
-Reducing Substance..	Absent		

Microscopic Examination

-Ova..	Absent		
-Cysts..	Absent		
-Trophozoites..	Absent		
-Larva..	Absent		
-Pus Cells..	1-2		
-Red Blood Cells..	Absent		
-Macrophage cells..	Absent		
-Vegetable Cells..	Absent		
-Crystals..	Absent		
-Fat..	Absent		
-Darting Motility..	Not Seen		

Revival Diagnostics

401-Aqua Corridor,
Beside Star Bazar, Adajan,
Surat-395009, Mo. 9825947712

Dr. Shivangi Gandhi

M.B.B.S., M.D. (Pathology)



0261 2747788, 9825947712



4TH Floor, Aqua Corridor, Hazira Road, Adajan Pal, Surat-395009.



revivaldiagnostics@surat@gmail.com



www.revivaldiagnostics.com



NAME: Venkata Bondada SEX: M
BIRTHDATE: 20/08/1974 AGE: 42

DEPARTMENT OF OPHTHALMOLOGY

EYE TEST:

1. VISION:

RIGHT EYE - 6/9

LEFT EYE - 6/9

2. COLOR VISION:

RIGHT EYE - 

LEFT EYE - 

3. FUNDUS:

RIGHT EYE - 

LEFT EYE - 

REMARKS:

 *Review*

Revival Diagnostic

401, Aqua Corridor,
B/S. Star Bazar, Surat-395009
No. 9100223601

Ophthalmologist/Optomestrist

 0261 2747788, 9825947712

 4TH Floor, Aqua Corridor, Hazira Road, Adajan Pal, Surat-395009.

 revivaldiagnostics.surat@gmail.com

 www.revivaldiagnostics.com



REVIVAL DIAGNOSTICS

Dental Assessment Form

NAME
AGE

Venkata Sundara
48

DATE
SEX

04/04/2023
M

* CHIEF COMPLAINT

A CLINICAL FEATURES :-

- 1 CAVIES :- (R) lower 1st (L) lower 2nd molar
2 MISSING TOOTH :- (L) lower 1st, 2nd, (R) 3rd molar
3 MALOCCLUSION :- (L)
4 FILLING :- lower (R) 1st (L) 2nd molar

B DIAGNOSIS :- normal

C PERSONAL HISTORY :- Average.

D PROVISIONAL D/G :- (L)

E MEDICAL HISTORY :- RCT - Filling

F FINAL D/G :- normal

G TREATMENT PLAN :- RCT -

CLINT SIGN

(R)

[Handwritten Signature]

Revival Diagnostic
DOCTOR SIGN
Star Bazar, Surat-395009
Mo. 91062-28601



0261 2747788, 9825947712



4th Floor, Aqua Corridor, Hazira Road, Adajan Pal, Surat-395009.

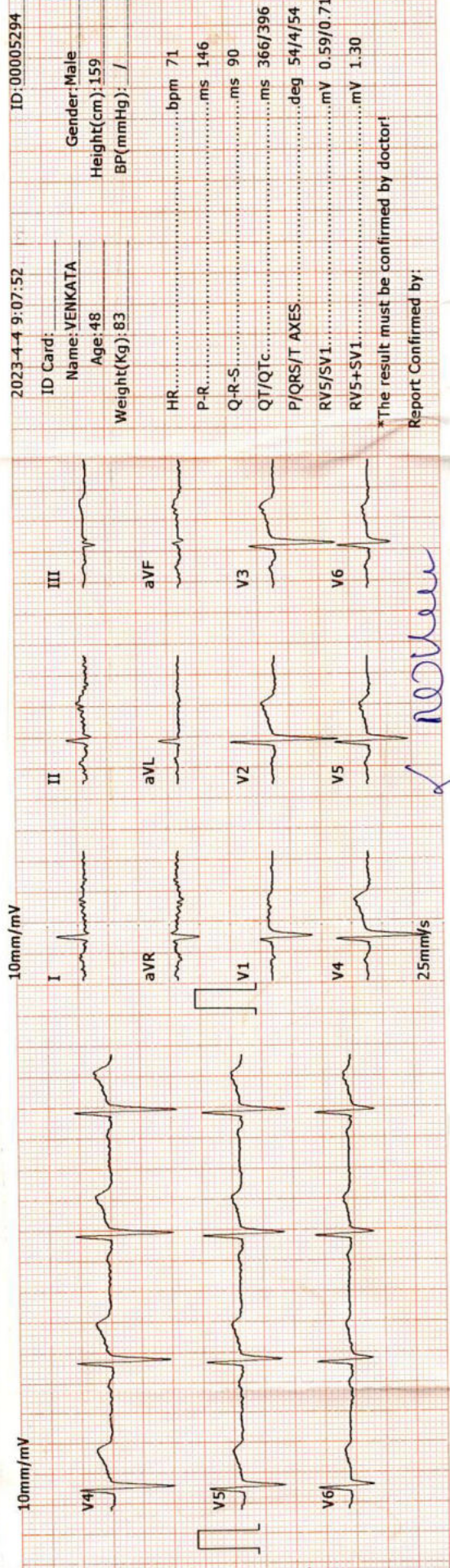
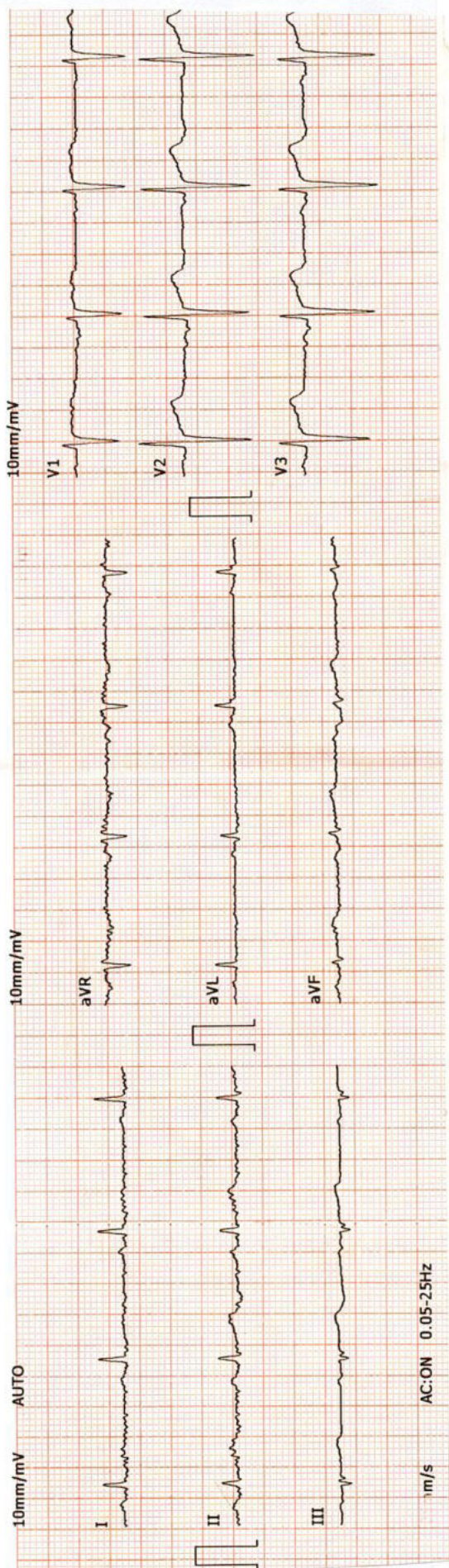


revivaldiagnostics.surat@gmail.com



www.revivaldiagnostics.com

This Medical Report Is Not Intended For Medico-legal Purposes.
Laboratory Test Results Are Subject To Technical Limitation And Should
Be Clinically Correlate For Final Diagnosis



[Signature]

Revival Diagnostics
401-Aqua Corridor,
Beside Star Bazar, Adajan,
Surat-395009. Mo. 9825947712

DR. ADITYA S. BORA
MBBS, DNB, PGDCC
PHYSICIAN & CLINICAL CARDIOLOGIST
G-54906



REVIVAL DIAGNOSTICS

Name	VENKATA R BONDADA	Age/Gender	48Yrs/Male
Reg No.	3454/23	Receipt No	132
Referred By	BOB - MEDI WHEEL(PKG10000242)	Mode of Payment	CREDIT
Collection Type	CENTER	Collection DateTime	04-Apr-2023 08:23 AM

ECG

- REPORT :

1. The rhythm is sinus.
2. Heart rate is 71 beats per minute.
3. Normal P,QRS,T wave axis.
4. Normal PR,QRS,Q.T. Duration.
5. No pathological q wave or ST-T changes seen.
6. No evidence of chamber hypertrophy or enlargement seen.

IMPRESSION : ECG WITHIN NORMAL LIMITS

Revival Diagnostics
401-Aqua Corridor,
Beside Star Bazar, Adajan,
Surat-395009. Mo. 9825947712


DR. ADITYA S. BORA
Signature
MBBS, DNB, PGDCC
PHYSICIAN & CLINICAL CARDIOLOGIST
G-54906



0261 2747788, 9825947712



4TH Floor, Aqua Corridor, Hazira Road, Adajan Pal, Surat-395009.



revivaldiagnostics.surat@gmail.com



www.revivaldiagnostics.com

This Medical Report Is Not Intended For Medico-legal Purposes.
Laboratory Test Results Are Subject To Technical Limitation And Should
Be Clinically Correlate For Final Diagnosis



Objective : FOR TESTING PURPOSE ONLY.

Protocol : BRUCE

Stage	StageTime (Min:Sec)	PhaseTime (Min:Sec)	Speed (kmph)	Grade (%)	METS	H.R. (bpm)	B.P. (mmHg)	R.P.P. x100	PVC	Comments
Supine					1.0	73	130/86	94	-	
Standing					1.0	73	130/86	94	-	
HV					1.0	41	130/86	53	-	
EXStart					1.0	76	130/86	98	-	
Stage 1	3:00	3:01	2.7	10.0	4.6	114	130/90	148	-	
Stage 2	3:00	6:01	4.0	12.0	7.0	141	160/90	225	-	
PeakEx	1:08	7:09	5.5	14.0	8.2	162	180/90	291	-	
Recovery	1:00		0.0	0.0	1.1	141	180/90	253	-	
Recovery	2:00		0.0	0.0	1.0	118	180/90	212	-	
Recovery	3:00		0.0	0.0	1.0	107	160/90	171	-	
Recovery	3:12		0.0	0.0	1.0	90	140/90	126	-	
Recovery					0.0	0	---/---	0	-	

Medication : Nil

History : Nil

Test End Reason : Test Complete

Findings :

The patient exercised according to BRUCE for 7:9, achieving a work level of Max METS:8.2. Resting heart rate initially 73 bpm, rose to a max. heart rate of 162 bpm which represents 94% of maximum age predicted heart rate. Resting blood pressure 130/86 mmhg, rose to a maximum blood pressure of 180/90 mmhg. The exercise stress test was stopped due to Test Complete

Parameters :

Exercise Time : 7:09 minutes

Max HR attained : 162 bpm 94% of Max Predictable HR 172

Max BP : 180/90(mmHg)

WorkLoad attained : 8.2 (Fair Effort Tolerance)

NOsignificant ST segment changes noted during exercise or recovery.

NOAngina/Arrhythmia/S3/murmur

Final Impression : Test is negative for inducible ischaemia.

Advice/Comments:

Handwritten signature

Revival Diagnostics
 401-Aqua Corridor,
 Beside Star Bazar, Adajan,
 Surat-395009. Mo. 9825947712

DR. ADITYA S. BORA
 M.B.B.S., D.N.B., PGDCC
 PHYSICIAN & CLINICAL CARDIOLOGIST
 G-54906

REVIVAL DIAGNOSTICS

4TH FLOOR, AQUA CORRIDOE, NEAR STAR BAZAR, ADAJAN- 395009, SURAT

6371/ VENKATA R BONDADA

48 Yrs/Male

83 Kg/159 Cms

Date: 04-Apr-2023 09:58:38 AM

12 Lead + Comparison

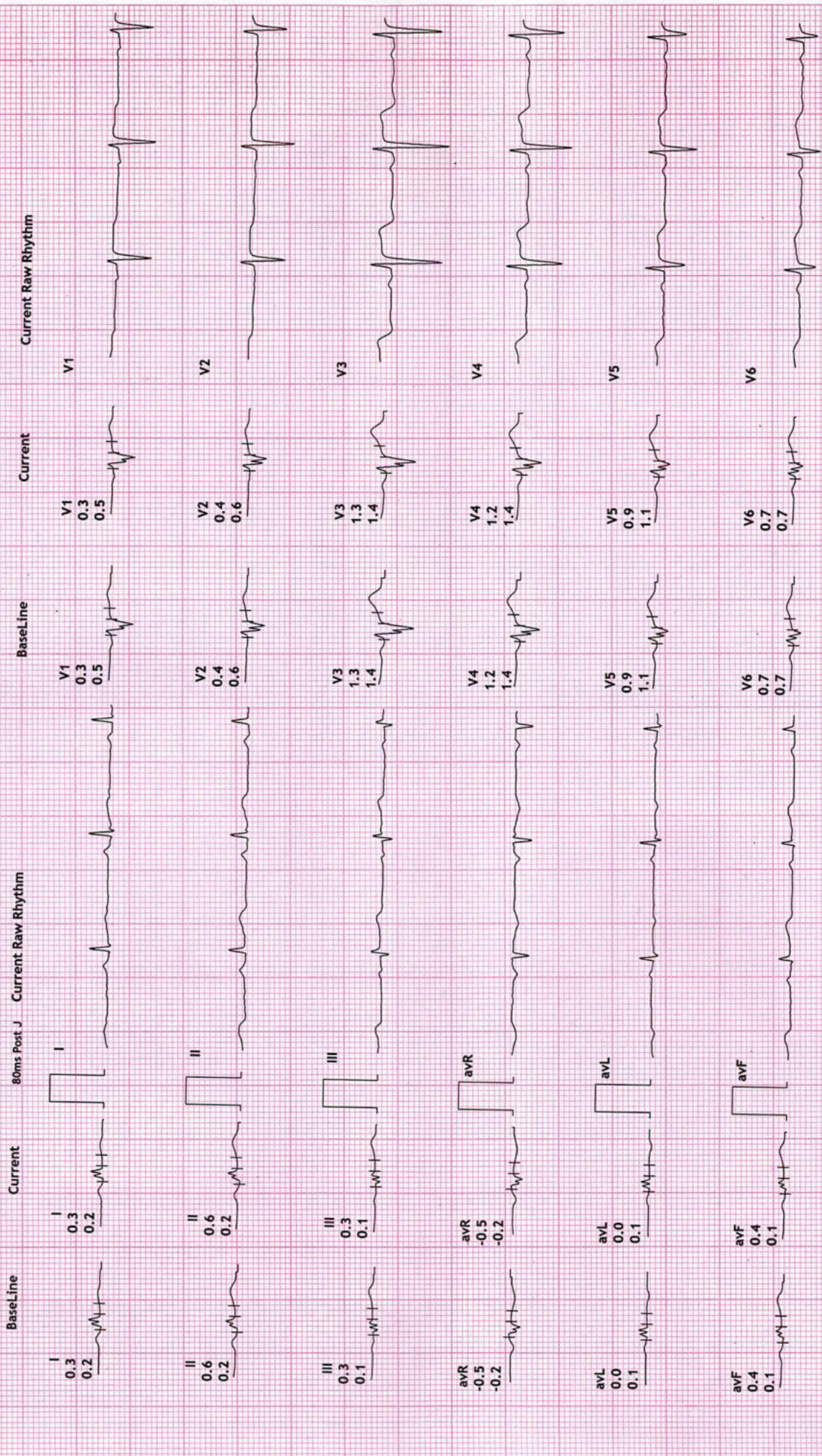


HR: 70 bpm
METS: 1.0
BP: 130/86

Raw ECG
BRUCE
(1.0-100)HZ

Ex Time 00:31
BLC :On
Notch :On

SUPINE
10.0 mm/mV
25 mm/Sec.



REVIVAL DIAGNOSTICS

4TH FLOOR, AQUA CORRIDOE, NEAR STAR BAZAR, ADAJAN- 395009, SURAT

6371/VENKATA R BONDADA

48 Yrs/Male

83 Kg/159 Cms

Date: 04-Apr-2023 09:58:38 AM

HR: 72 bpm

METS: 1.0

BP: 130/86

MPHR: 41% of 172

Speed: 0.0 kmph

Grade: 0.0%

Raw ECG

BRUCE

(1.0-100)Hz

Ex Time 00:44

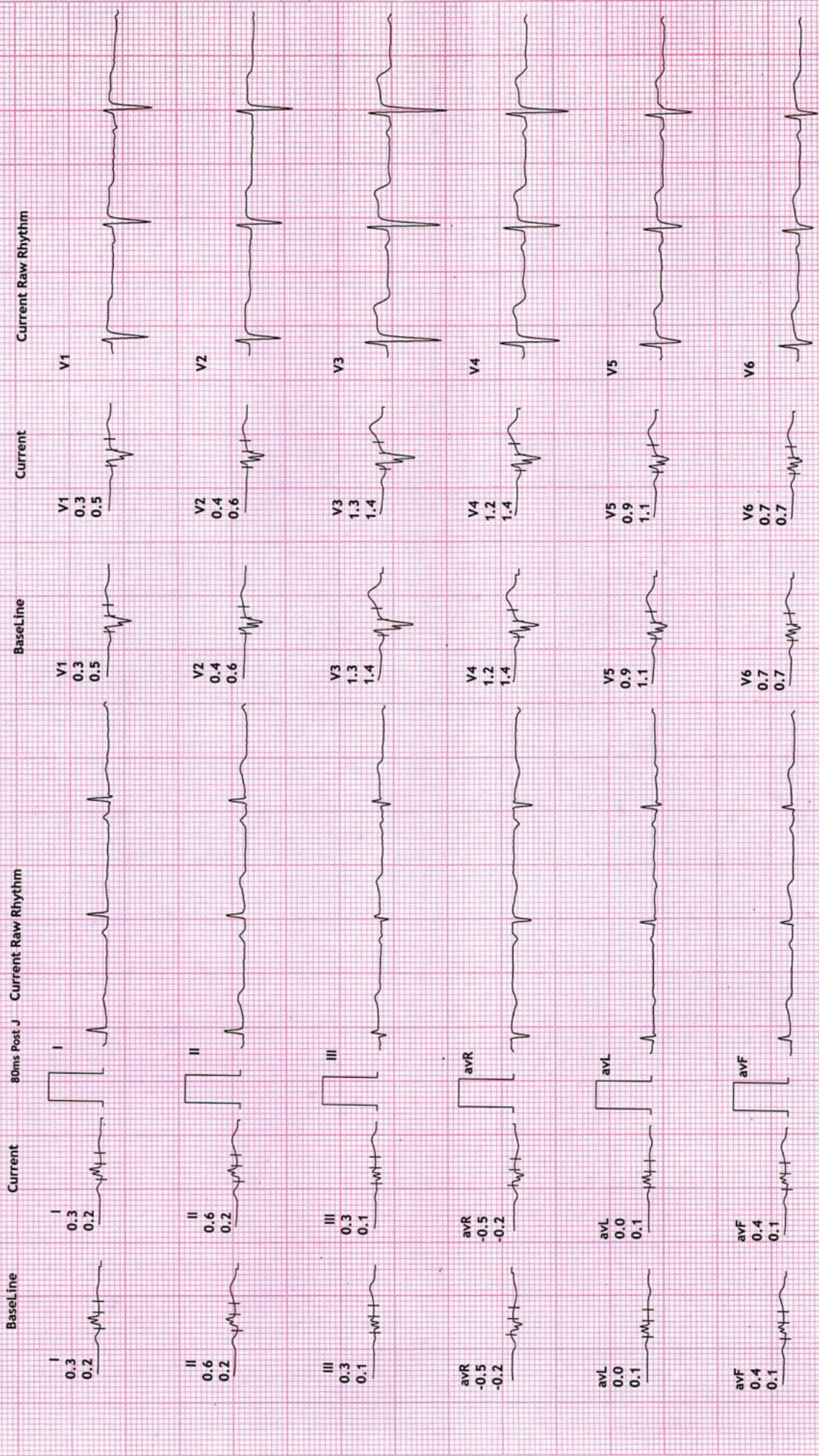
BLC :On

Notch :On

STANDING

10.0 mm/mV

25 mm/Sec.



REVIVAL DIAGNOSTICS

4TH FLOOR, AQUA CORRIDOE, NEAR STAR BAZAR, ADAJAN- 395009, SURAT

6371/ VENKATA R BONDADA

48 Yrs/Male

83 Kg/159 Cms

Date: 04-Apr-2023 09:58:38 AM

12 Lead + Comparison

MPHR: 20% of 172

Speed: 0.0 kmph

Grade: 0.0%

HR: 35 bpm

METS: 1.0

BP: 130/86

Raw ECG

BRUCE

(1.0-100)HZ

Ex Time 00:58

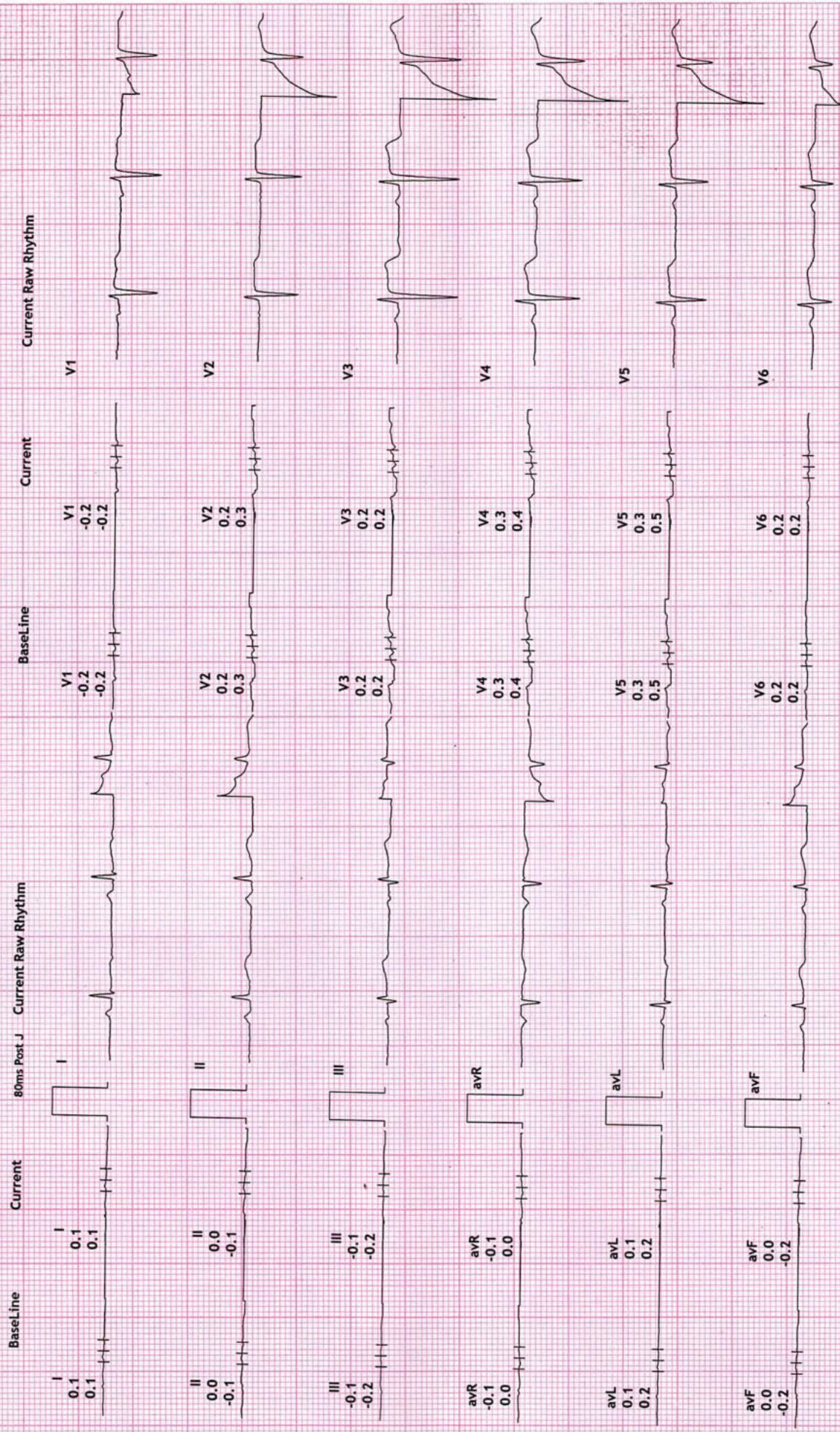
BLC : On

Notch : On

HV

10.0 mm/mV

25 mm/Sec.



REVIVAL DIAGNOSTICS

4TH FLOOR, AQUA CORRIDOE, NEAR STAR BAZAR, ADAJAN- 395009, SURAT

6371/VENKATA R BONDADA

48 Yrs/Male

83 Kg/159 Cms

Date: 04-Apr-2023 09:58:38 AM

HR: 73 bpm

METS: 1.0

BP: 130/86

MPHR: 42% of 172

Speed: 0.0 kmph

Grade: 0.0%

Raw ECG

BRUCE

(1.0-100)Hz

Ex Time 00:00

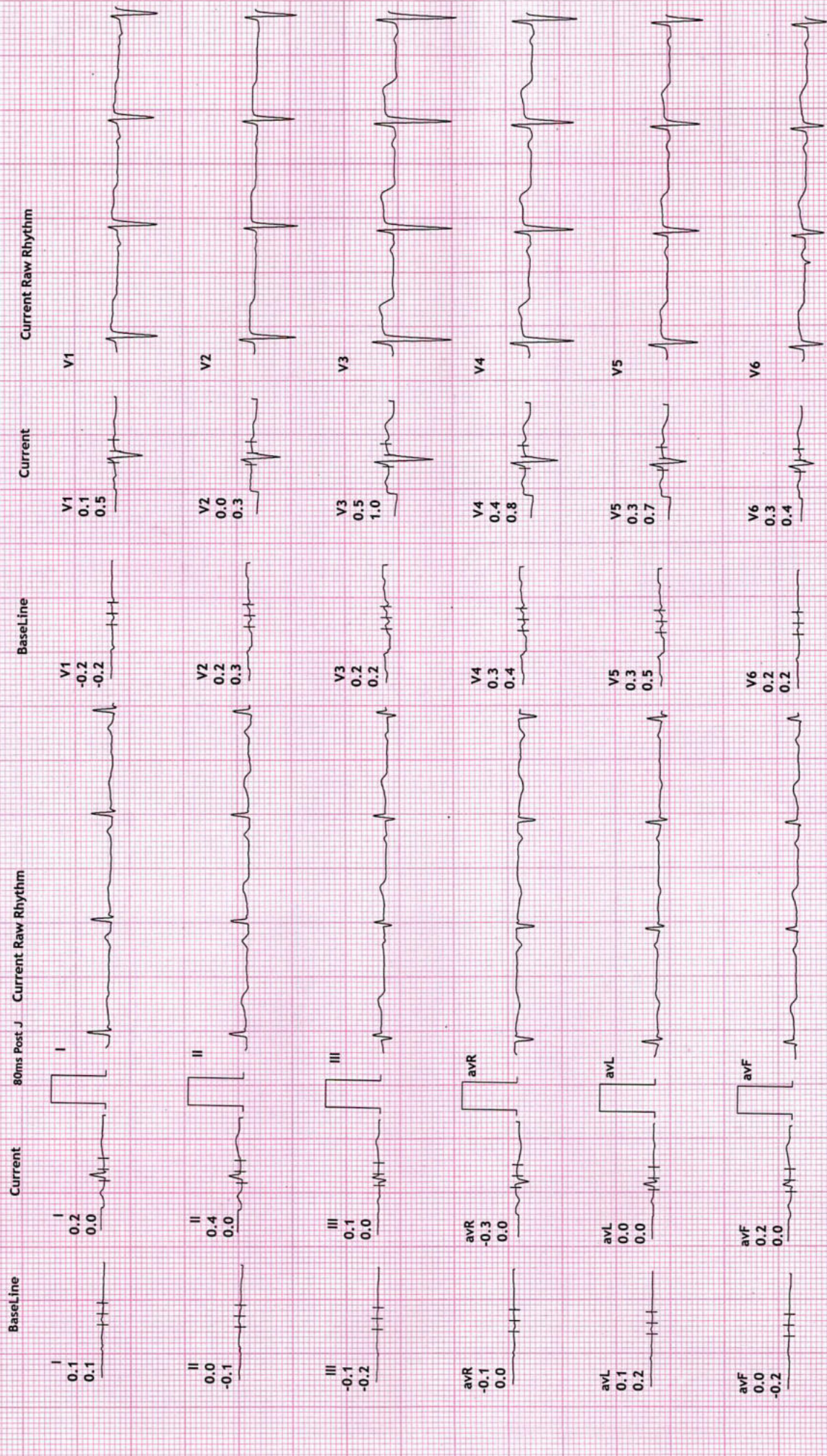
BLC :On

Notch :On

ExStrt

10.0 mm/mV

25 mm/Sec.



REVIVAL DIAGNOSTICS

4TH FLOOR, AQUA CORRIDOE, NEAR STAR BAZAR, ADAJAN- 395009, SURAT

6371/VENKATA R BONDADA
48 Yrs/Male
83 Kg/159 Cms

Date: 04-Apr-2023 09:58:38 AM

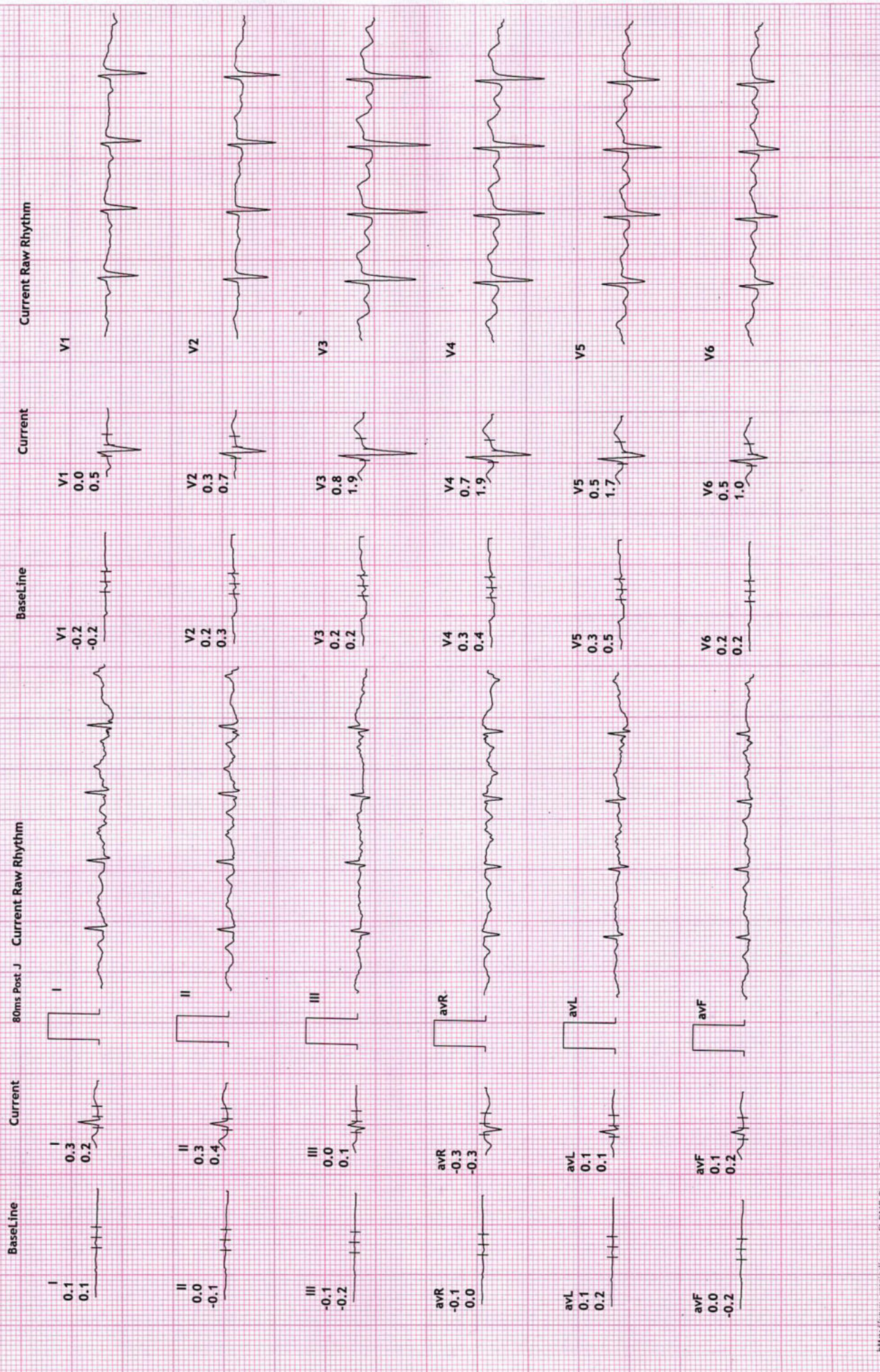
HR: 114 bpm
METS: 4.6
BP: 130/90

MPHR: 66% of 172
Speed: 2.7 kmph
Grade: 10.0%

Raw ECG
BRUCE
(1.0-100)Hz

Ex Time 03:00
BLC :On
Notch :On

Stage 1 (03:00
10.0 mm/mV
25 mm/Sec.



REVIVAL DIAGNOSTICS

4TH FLOOR, AQUA CORRIDOE, NEAR STAR BAZAR, ADAJAN- 3950009, SURAT

6371 / VENKATA R BONDADA

48 Yrs / Male

83 Kg / 159 Cms

Date: 04-Apr-2023 09:58:38 AM

12 Lead + Comparison



Stage 2 (03:00

10.0 mm/mV

25 mm/Sec.

Ex Time 06:00

BLC : On

Notch : On

Raw ECG

BRUCE

(1.0-100)Hz

MPHR: 81% of 172

Speed: 4.0 kmph

Grade: 12.0%

HR: 141 bpm

METS: 7.0

BP: 160/90

BaseLine



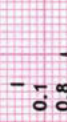
I

0.1

0.1

0.8

Current



80ms Post J



Current Raw Rhythm



BaseLine



V1

-0.2

-0.2

Current



Current Raw Rhythm



V1



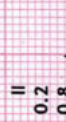
II

0.0

-0.1

0.8

0.8



V2

0.2

0.2

0.7

0.7



V2



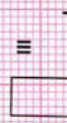
III

-0.1

-0.1

-0.1

-0.2



V3

0.9

0.9

2.6

2.6



V3




aVR

-0.1

-0.1

0.0

-0.8



V4

0.6

0.6

2.6

2.6



V4



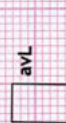
aVL

0.1

0.1

0.0

0.5



V5

0.6

0.6

2.2

2.2



V5



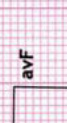
aVF

0.0

0.1

0.1

0.3



V6

0.4

0.4

1.5

1.5



V6

REVIVAL DIAGNOSTICS
4TH FLOOR, AQUA CORRIDOE, NEAR STAR BAZAR, ADAJAN- 395009, SURAT
 6371/VENKATA R BONDADA
 48 Yrs/Male
 83 Kg/159 Cms

12 Lead + Comparison



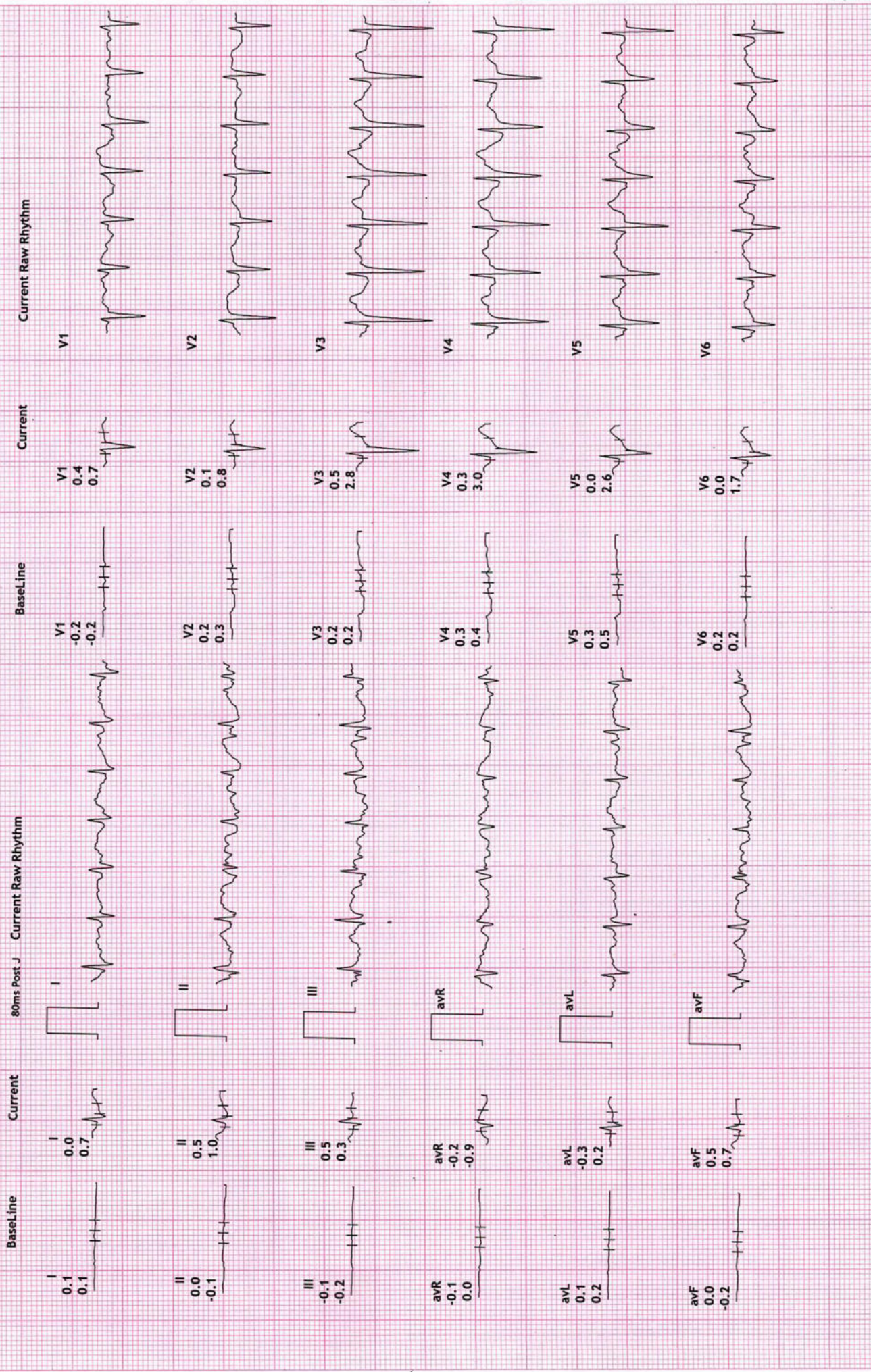
MPHR: 94% of 172
Speed: 5.5 kmph
Grade: 14.0%

HR: 162 bpm
METS: 8.2
BP: 180/90

Date: 04-Apr-2023 09:58:38 AM

Ex Time 07:08
BLC :On
Notch :On

PeakEx
10.0 mm/mV
25 mm/Sec.



REVIVAL DIAGNOSTICS

4TH FLOOR, AQUA CORRIDOE, NEAR STAR BAZAR, ADAJAN- 3950009, SURAT

6371 /VENKATA R BONDADA

48 Yrs/Male

83 Kg/159.Cms

Date: 04-Apr-2023 09:58:38 AM

12 Lead + Comparison

HR: 141 bpm

METS: 1.0

BP: 180/90

MPHR: 81% of 172

Speed: 0.0 kmph

Grade: 0.0%

Raw ECG

BRUCE

(1.0-100)Hz

Ex Time 07:08

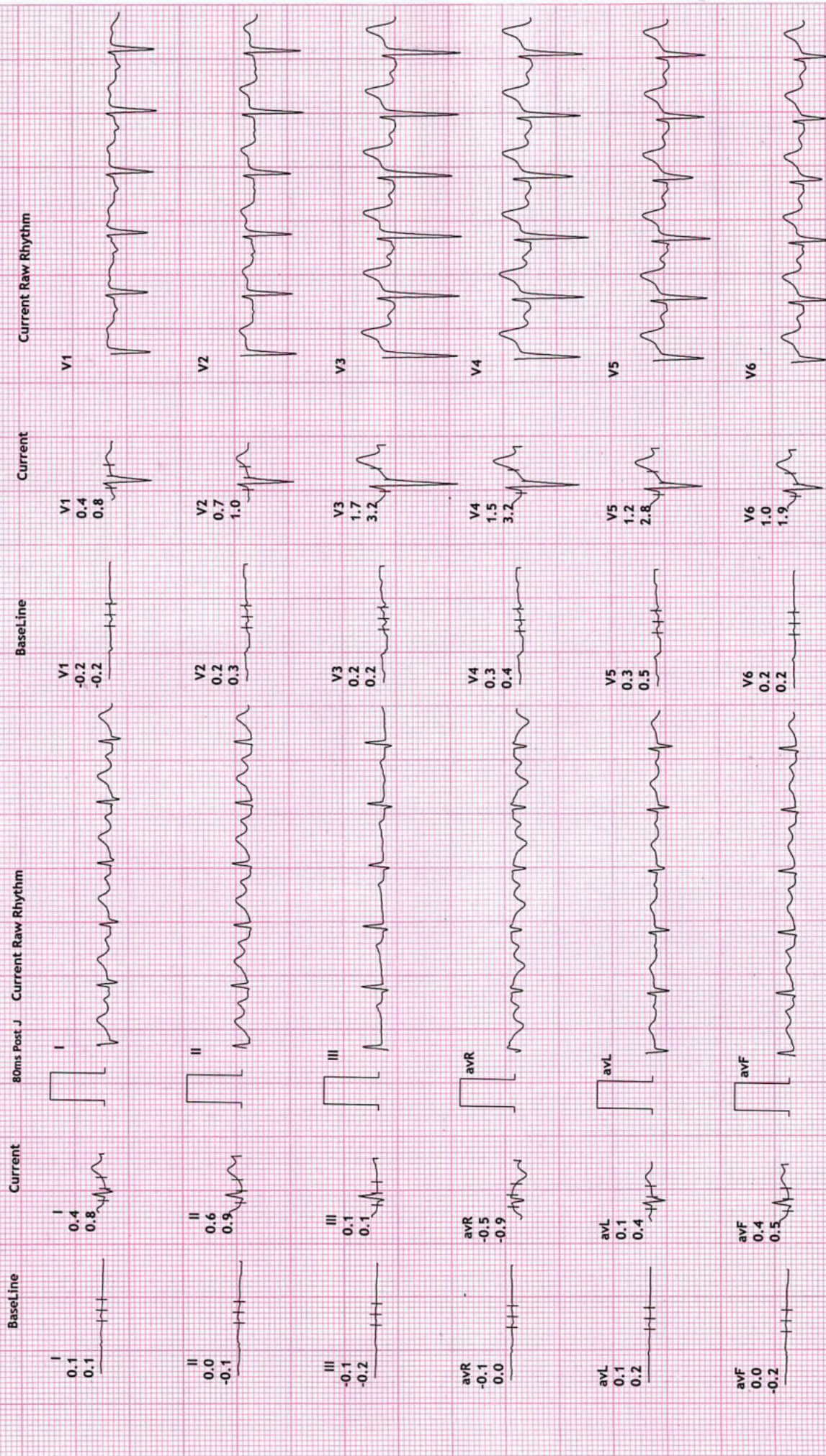
BLC :On

Notch :On

Recovery : (01.00)

10.0 mm/mV

25 mm/Sec.



REVIVAL DIAGNOSTICS

4TH FLOOR, AQUA CORRIDOE, NEAR STAR BAZAR, ADAJAN- 395009, SURAT

6371/VENKATA R BONDADA

48 Yrs/Male

83 Kg/159 Cms

Date: 04-Apr-2023 09:58:38 AM

HR: 118 bpm

METS: 1.0

BP: 180/90

MPHR: 68% of 172

Speed: 0.0 kmph

Grade: 0.0%

Raw ECG

BRUCE

(1.0-100)Hz

12 Lead + Comparison

Ex Time 07:08

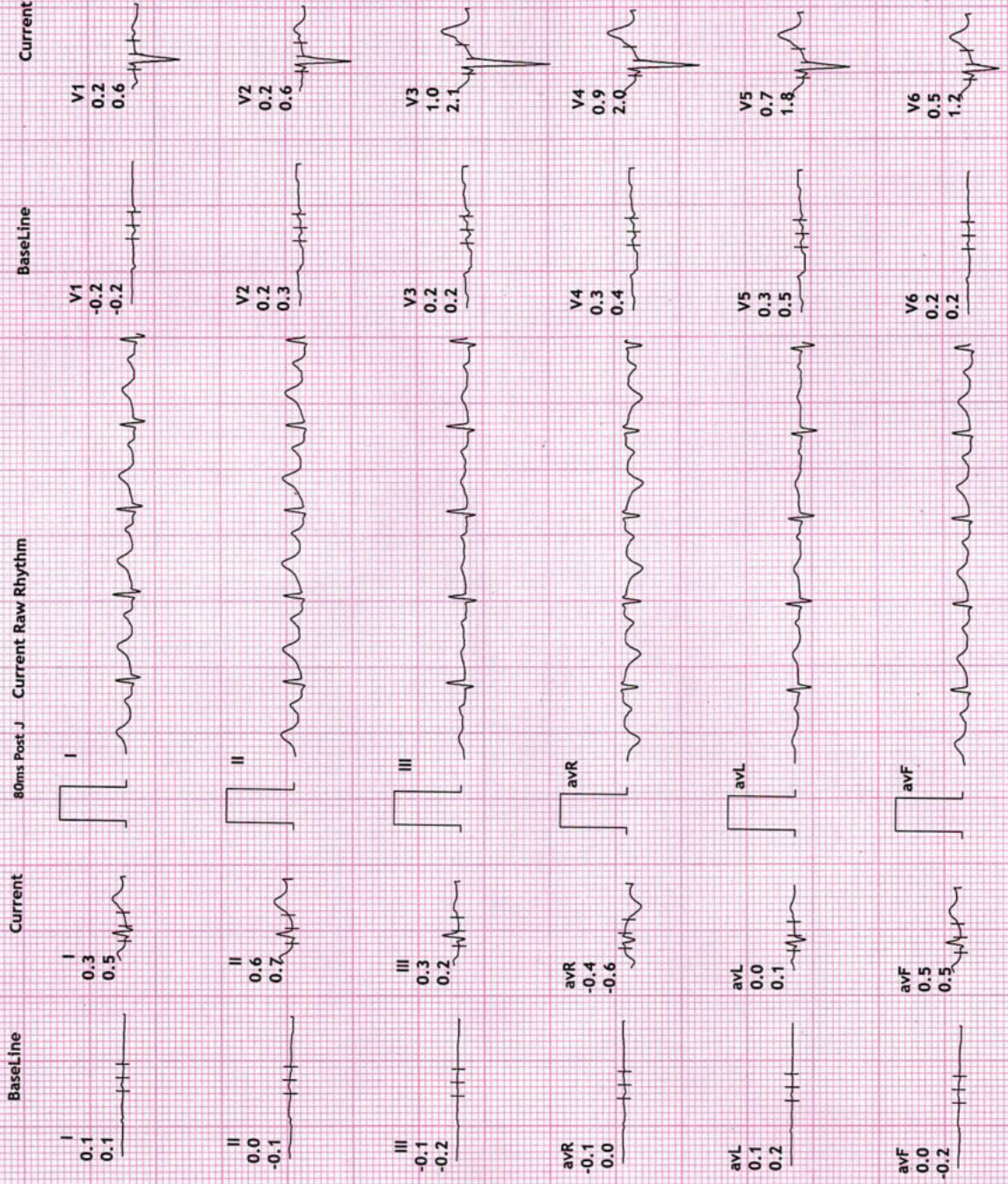
BLC : On

Notch : On

Recovery : (02)

10.0 mm/mV

25 mm/Sec.



REVIVAL DIAGNOSTICS

4TH FLOOR, AQUA CORRIDOE, NEAR STAR BAZAR, ADAJAN- 395009, SURAT

6371/VENKATA R BONDADA
48 Yrs/Male
83 Kg/159 Cms

Date: 04-Apr-2023 09:58:38 AM

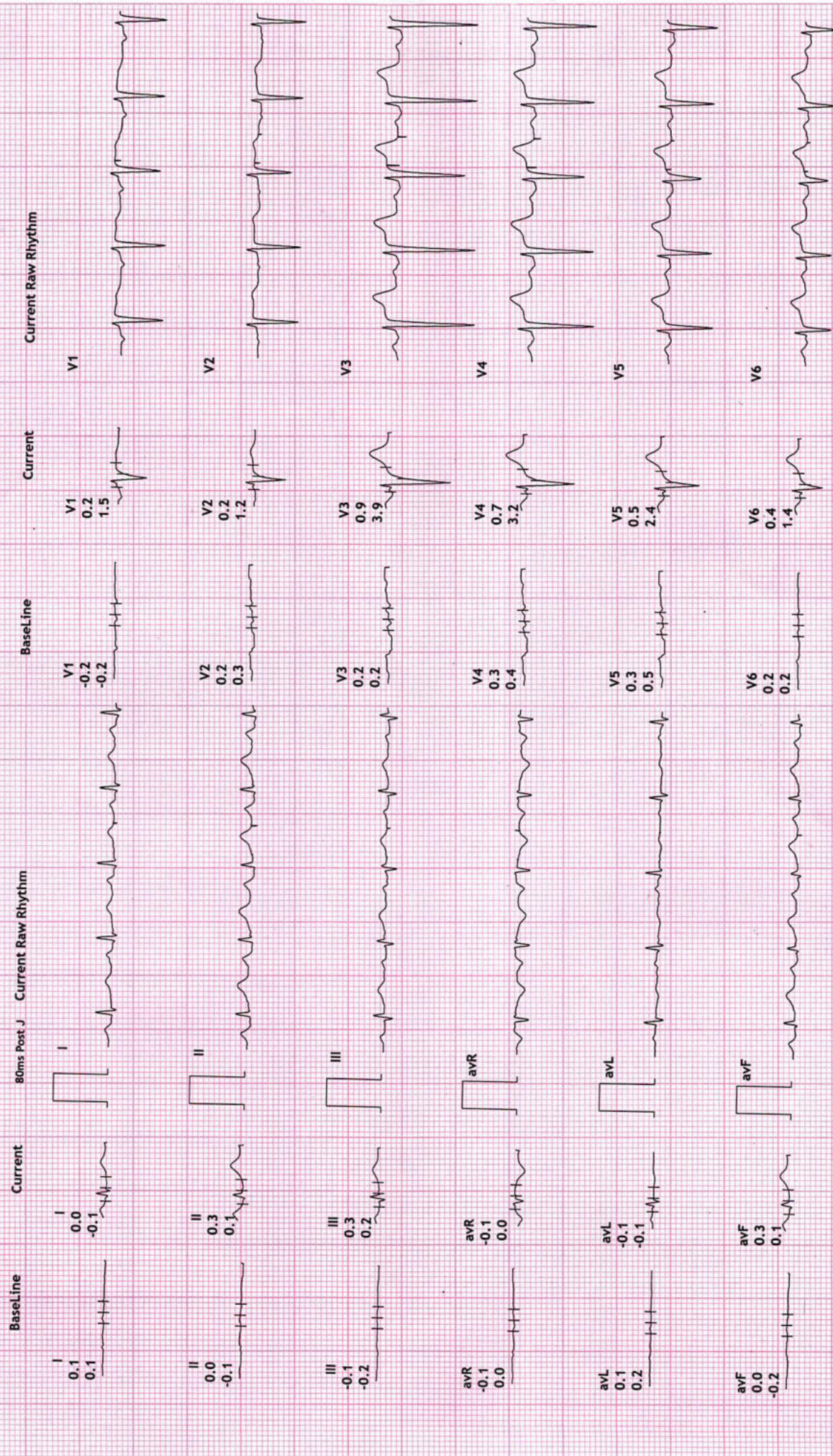
HR: 107 bpm
METS: 1.0
BP: 160/90

MPHR: 62% of 172
Speed: 0.0 kmph
Grade: 0.0%

Raw ECG
BRUCE
(1.0-100)Hz

Ex Time 07:08
BLC : On
Notch : On

Recovery : (03.00)
10.0 mm/mV
25 mm/Sec.





Name	VENKATA R BONDADA	Age/Gender	48Yrs/Male
Reg No.	3454/23	Receipt No	132
Referred By	BOB - MEDI WHEEL(PKG10000242)	Mode of Payment	CREDIT
Collection Type	CENTER	Collection DateTime	04-Apr-2023 08:23 AM

USG OF ABDOMEN & PELVIS

LIVER:

Liver is normal in size and increased echotexture.

No evidence of focal SOL or dilatation of IHBR seen.

Portahepatis appear normal.

GALLBLADDER:

Gallbladder appeared normal. No calculus or mass lesion seen.

PANCREAS:

Pancreas appears normal in size and echotexture.

No focal lesion, mass or pancreatitis.

SPLEEN:

Spleen appears normal in size and echotexture.

PARAAORTIC REGION:

Aorta grossly appears normal.

No paraaortic lymphnodes seen.

KIDNEYS:

Both kidneys appear normal in size, shape and in position.

Cortex and collecting system of both kidneys appears normal.

No evidence of calculus or obstructive uropathy on either side.

URINARY BLADDER:

Bladder appears normal. No calculus or mass lesion is seen.

PROSTATE:

Prostate appears normal in size and echotexture.

No evidence of free fluid in pelvis.

COMMENTS:

fatty liver

Dr. Chirag K. Patel
MBBS-DMPD
Reg. No. G-13509
Chirag K. Patel
Radiologist
Revival Diagnostic
4th Floor, Aqua Corridor, Star Bazar,
Nr. Star Bazar, Hazira Main Road,
Adajan, Surat-395009
Mo. 97266 726683
966 726683



0261 2747788, 9825947712



4TH Floor, Aqua Corridor, Hazira Road, Adajan Pal, Surat-395009.



revivaldiagnostics.surat@gmail.com



www.revivaldiagnostics.com

R

NAME : VENKATA R BONDADA
AGE: 48 YRS / MALE
REF BY: MEDI WHEEL





Name	VENKATA R BONDADA	Age/Gender	48Yrs/Male
Reg No.	3454/23	Receipt No	132
Referred By	BOB - MEDI WHEEL(PKG10000242)	Mode of Payment	CREDIT
Collection Type	CENTER	Collection DateTime	04-Apr-2023 08:23 AM

CHEST RADIOGRAPH (PA VIEW)

- Hilar shadows are within normal limits.
- Pulmonary vasculature appears normal.
- Cardiac appears normal in size.
- Both dome of the diaphragm are smooth.
- Both costophrenic recesses are clear.
- Both lung fields appear normal.
- Visualized bones and soft tissue shadows appear normal.

IMPRESSION: NORMAL STUDY.

DR. CHIRAG K PATEL
RADIOLOGIST

REVIVAL
DIAGNOSTICS

Dr. Chirag K. Patel
MBBS-DMPD
Reg. No. G-23509
Revival Diagnostic
Signature
4th Floor, Aqua Corridor,
Nr. Star Bazar, Hazira Main Road
Adajan, Surat-395009.
Mo. 97266 726683



0261 2747788, 9825947712



4TH Floor, Aqua Corridor, Hazira Road, Adajan Pal, Surat-395009.



revivaldiagnostics.surat@gmail.com



www.revivaldiagnostics.com

*This Medical Report Is Not Intended For Medico-legal Purposes.
Laboratory Test Results Are Subject To Technical Limitation And Should
Be Clinically Correlate For Final Diagnosis*



REVIVAL DIAGNOSTICS



Name	VENKATA R BONDADA	Age/Gender	48Yrs/Male
Reg No.	3454/23	Receipt No	132
Referred By	BOB - MEDI WHEEL(PKG10000242)	Mode of Payment	CREDIT
Collection Type	CENTER	Collection DateTime	04-Apr-2023 08:23 AM

FBS & PPBS - 0404234 Released at 09-Apr-2023 12:10 PM

Parameter	Result	Biological Ref.Range	Method
-Fasting Blood Sugar (FBS)	106 mg/dL	H 70-100 mg/dl Impaired Tolerance:100-125 Diabetes Mellitus:>=126 (On more than one occasion) (American diabetes association guidelines 2022)	
-Fasting Urine Sugar	Absent		
-Fasting Urine Acetone	Absent		
-PPBS	154 mg/dL	H (90 - 140 mg/dL)	
-PP2BS URINE SUGAR	Absent		
-PP2BS URINE ACETONE	Absent		

HBA1C - 0404233 Released at 09-Apr-2023 12:10 PM

Parameter	Result	Biological Ref.Range	Method
-HBA1C	6.9 %	H HbA1C Degree of Glucose Control <5.6 % Non Diabetics 5.7 - 6.4 % Prediabetics > =6.5 % Diabetics (REF:Wallace, 11th Edition) REMARKS: 6 - 7 % Excellent Control 7 - 8 % Good Control 8 - 10 % Unsatisfactory Control >10 % Poor Control	Boronate Affinity

-Method[] High Performance Liquid Chromatography (HPLC)

Revival Diagnostics
401-Aqua Corridor,
Beside Star Bazar, Adajan,
Surat-395009. Mo. 9825947712



0261 2747788, 9825947712



4TH Floor, Aqua Corridor, Hazira Road, Adajan Pal, Surat-395009.



revivaldiagnostics.surat@gmail.com



www.revivaldiagnostics.com

Dr. Shivangi Gandhi

M.B.B.S., M.D (Pathology)

This Medical Report Is Not Intended For Medico-legal Purposes.
Laboratory Test Results Are Subject To Technical Limitation And Should
Be Clinically Correlate For Final Diagnosis