



HEALTH CHECK-UP SUMMARY

Name : Kundan Kumar

Date: 19/11/2022

Email ID :

Sex : M Age : 32 Years Contact No: 8097 155184

Remarks :

Under-weight

Normal

Over-weight

i> BMI

Height (in Cm) : 173 Weight (in Kg) : 85 BMI: 28.4

ii> Blood Pressure & Pulse

120/80 mmHg
74/min.

If high or low, whether the person is on medication : YES / NO

iii> Blood Tests & Lung Function Remarks

RS }
CVS }
CVS }

If abnormal, whether the person is on medication : YES / NO

iv> Eye Test Remarks

Eye Test : RA 6/9 LA 6/12

Color Vision: A

v> Heart Disease

Whether any specific heart ailment detected (ECG findings) :
normal

vi> Any other problems needing attention / Overall Assessment :

no

C.K. Patel
Signature of the Doctor

Revival Diagnostic
401, Aqua Corridor,
vs. Star Bazar, Surat-395009
Mo. 91062-28601

Dr. Chirag Patel
M.B.B.S. G-49432

Laboratory Test Result are Subject to technical limitation and should be clinically correlate for final diagnosis

4th Floor, Aqua Corridor, Hazira Road, Adajan Pal, Surat-395009.

0261 2747788, 9825947712 revivaldiagnostics.surat@gmail.com www.revivaldiagnostics.com

This medical report is not intended for medico-legal purposes.



NAME: Kundan Kumar SEX: M
BIRTHDATE: 04/04/1990 AGE: 32

DEPARTMENT OF OPHTHALMOLOGY

EYE TEST:

1. VISION:

RIGHT EYE - 6/9
LEFT EYE - 6/12

2. COLOR VISION:

RIGHT EYE - (A)
LEFT EYE - (A)

3. FUNDUS:

RIGHT EYE - (B)
LEFT EYE - (B)

REMARKS:

(Handwritten signature)

Revival Diagnostics
Ophthalmologist/Optommetrist
B/s. Star Bazar, Surat-395009
MO. 91062-28601

Laboratory Test Result are Subject to technical limitation and should be clinically correlate for final diagnosis



Dental Assessment Form

NAME
AGE

Kundan Kumar

32

DATE
SEX

19/11/2012

M

* CHIEF COMPLAINT

A CLINICAL FEATURES :- normal

1 CAVIES :- (L+) lower 2nd molar

2 MISSING TOOTH :- (L+) 2nd molar

3 MALOCCLUSION :-

4 FILLING :- (R+) 2nd molar

B DIAGNOSIS :- normal

C PERSONAL HISTORY :- Average

D PROVISIONAL D/G :- (R)

E MEDICAL HISTORY :- Filling + Tooth extraction

F FINAL D/G :- (R)

G TREATMENT PLAN :- NO

CLINT SIGN

Revival Diagnostic

401, Aqua Corridor,
DOCTOR SIGN
B/s. Star Bazar, Surat-395009
Mo. 91062-28601

(R) Kundan Kumar

Laboratory Test Result are Subject to technical limitation and should be clinically correlate for final diagnosis

4th Floor, Aqua Corridor, Hazira Road, Adajan Pal, Surat-395009.

0261 2747788, 9825947712 ✉ revivaldiagnostics.surat@gmail.com 🌐 www.revivaldiagnostics.com

This medical report is not intended for medico-legal purposes.



Name	KUNDAN KUMAR	Age/Gender	32Yrs/Male
Reg No.	3314/22	Receipt No	3018
Referred By	BOB - MEDI WHEEL(PKG10000240)	Mode of Payment	CREDIT
Collection Type	CENTER	Collection DateTime	19-Nov-2022 08:40 AM

BLOOD GROUP - 19112226 Released at 19-Nov-2022 10:23 AM

Parameter	Result	Biological Ref.Range	Method
-Blood Group	"B"		
-Rh Factor	POSITIVE		

CBC - 19112225 Released at 19-Nov-2022 10:41 AM

Parameter	Result	Biological Ref.Range	Method
-Haemoglobin	14.8 gm/dL	(13.5 - 18 gm/dL)	Auto
-RBC Count	4.98 mill/cumm	(4.6 - 6.2 mill/cumm)	Auto
-Total WBC Count	7600 /cumm	(4000 - 10000 /cumm)	Auto
-Platelet Count	1.69 lakh/cumm	(1.5 - 4.5 lakh/cumm)	Auto

Blood Indices

-HCT	46.0 %	(40 - 55 %)	Auto
-MCV	92.3 fl	H (80 - 92 fl)	Auto
-MCH	29.7 pg	(27 - 31 pg)	Auto
-MCHC	32.2 gm/dL	(32 - 36 gm/dL)	Auto
-RDW	13.2 %	(11 - 15 %)	Auto

Diff WBC Count

-Polymorphs	49 %	(40 - 80 %)	Microscopically
-Lymphocytes	46 %	H (20 - 40 %)	Microscopically
-Eosinophils	03 %	(1 - 6 %)	Microscopically
-Monocytes	02 %	(2 - 7 %)	Microscopically
-Basophils	00 %	(0 - 1 %)	Microscopically
-PLATELET ON SMEAR	Adequate		Microscopically
-MALARIAL PARASITES	Malarial Parasites Not Detected		Microscopically

[Test performed on Fully Automated Hematology Analyzer ERBA H-360]

Revival Diagnostic

401, Aqua Corridor,
B/s. Star Bazar, Surat-395009
Mo. 91062-28601

Dr. Mihir Icecreamwala
M.B.B.S., DPB.(PATH AND BACT)

Laboratory Test Result are Subject to technical limitation and should be clinically correlate for final diagnosis




Name	KUNDAN KUMAR	Age/Gender	32Yrs/Male
Reg No.	3314/22	Receipt No	3018
Referred By	BOB - MEDI WHEEL(PKG10000240)	Mode of Payment	CREDIT
Collection Type	CENTER	Collection DateTime	19-Nov-2022 08:40 AM

ESR - 19112225 Released at 19-Nov-2022 10:30 AM

Parameter	Result	Biological Ref.Range	Method
-E.S.R	04 mm/hr	(1 - 10 mm/hr)	



Revival Diagnostic
401, Aqua Corridor,
B/s. Star Bazar, Surat-395009
Mo. 91062-28501


Dr. Mihir Icecreamwala
M.B.B.S., DPB.(PATH AND BACT)

Laboratory Test Result are Subject to technical limitation and should be clinically correlate for final diagnosis



Name	KUNDAN KUMAR	Age/Gender	32Yrs/Male
Reg No.	3314/22	Receipt No	3018
Referred By	BOB - MEDI WHEEL(PKG10000240)	Mode of Payment	CREDIT
Collection Type	CENTER	Collection DateTime	19-Nov-2022 08:40 AM

Lipid Profile - 19112226 Released at 19-Nov-2022 12:18 PM

Parameter	Result	Biological Ref.Range	Method
-Serum Cholesterol	184 mg/dL	Desirable < 200 mg/dl Borderline High : 200-239 mg/dl High : > 240 mg/dl	CHOD-PAP
-Serum Triglyceride	148 mg/dL	Normal < 150 mg/dl Borderline High : 150 - 159 mg/dl High : 200 - 499 mg/dl Very High : 500 mg/dl	GPO-POD Method
-Serum HDLD(Direct)	38 mg/dL	Normal :> 55 mg/dl Borderline : 35-55 mg/dl Undesirable: < 35 mg/dl	PVS-PEGME Precipitation with CHOD-POD
-Serum VLDL	30 mg/dL	(5 - 30 mg/dL)	Calculated
-Serum LDLD(Direct)	116 mg/dL	Optimal:< 100 mg/dl Above Optimal : 100- 129 mg/dl Borderline High : 130-159 mg/dl High : > 160-189mg/dl Very High : >190 mg/dl	Calculated
-Chol/HDL	4.84	Low risk: <3.8 Medium Risk: 3.8 to 5.9 High Risk: > 6	Calculated
-LDL/Chol	1.58	Low risk: <3.55 Medium Risk: 3.55 to 4.0 High Risk: > 6	Calculated

[Test performed on Fully Automated Biochemistry Analyzer ERBA EM200]

Revival Diagnostic
401, Aqua Corridor,
Ris. Star Bazar, Surat-395009
Mo. 91062-28601
Dr. Mihir Icecreamwala
M.B.B.S., DPB.(PATH AND BACT)

Laboratory Test Result are Subject to technical limitation and should be clinically correlate for final diagnosis



Name	KUNDAN KUMAR	Age/Gender	32Yrs/Male
Reg No.	3314/22	Receipt No	3018
Referred By	BOB - MEDI WHEEL(PKG10000240)	Mode of Payment	CREDIT
Collection Type	CENTER	Collection DateTime	19-Nov-2022 08:40 AM

FBS & PPBS - 19112230 Released at 19-Nov-2022 01:42 PM

Parameter	Result	Biological Ref.Range	Method
-Fasting Blood Sugar (FBS)	99 mg/dL	70-100 mg/dl Impaired Tolerance:100-125 Diabetes Mellitus:>=126 (On more than one occasion) (American diabetes association guidelines 2022)	
-Fasting Urine Sugar	Absent		
-Fasting Urine Acetone	Absent		
-PPBS	121 mg/dL	(90 - 140 mg/dL)	
-PP2BS URINE SUGAR	Absent		
-PP2BS URINE ACETONE	Absent		

HBA1C - 19112225 Released at 19-Nov-2022 01:42 PM

Parameter	Result	Biological Ref.Range	Method
-HBA1C	5.5 %	HbA1C Degree of Glucose Control <5.6 % Non Diabetics 5.7 - 6.4 % Prediabetics > =6.5 % Diabetics (REF:Wallace, 11th Edition) REMARKS: 6 - 7 % Excellent Control 7 - 8 % Good Control 8 - 10 % Unsatisfactory Control >10 % Poor Control	Boronate Affinity
-Method[]		High Performance Liquid Chromatography (HPLC)	

Revival Diagnostic

401, Aqua Corridor,
B/s. Star Bazar, Surat-395009
Mo. 91062-28601

Dr. Mihir Icecreamwala
M.B.B.S., DPB.(PATH AND BACT)

Laboratory Test Result are Subject to technical limitation and should be clinically correlate for final diagnosis



Name	KUNDAN KUMAR	Age/Gender	32Yrs/Male
Reg No.	3314/22	Receipt No	3018
Referred By	BOB - MEDI WHEEL(PKG10000240)	Mode of Payment	CREDIT
Collection Type	CENTER	Collection DateTime	19-Nov-2022 08:40 AM

LIVER FUNCTION TEST (LFT) - 19112226 Released at 19-Nov-2022 12:18 PM

Parameter	Result	Biological Ref.Range	Method
-Serum Total Bilirubin	0.7 mg/dL	(0 - 1.3 mg/dL)	Diazo
-Serum Direct Bilirubin	0.3 mg/dL	(0 - 0.4 mg/dL)	Diazo
-Serum InDirect Bilirubin	0.4 mg/dL	(0.1 - 1.3 mg/dL)	Calculated
-Total Protein (TP)	6.7 gm/dL	(6.4 - 8.3 gm/dL)	Biuret
-Albumin (ALB)	4.1 gm/dL	(3.5 - 5.2 gm/dL)	BCG
-Globulin	2.6 gm/dL	(2.3 - 3.6 gm/dL)	Calculated
-A/G Ratio	1.58 gm/dL	(1 - 2.3 gm/dL)	Calculated
-SGPT(ALT)	28 U/L	(5 - 45 U/L)	IFCC, Kinetic without Pyridoxal Phosphate
-SGOT (AST)	24 U/L	(0 - 35 U/L)	IFCC, Without Pyridoxal Phosphate
-Alkaline Phosph.	103 U/L	(42 - 128 U/L)	ALP-AMP
-GGT	26 U/L	(5 - 50 U/L)	Glupa-C

[Test performed on Fully Automated Biochemistry Analyzer ERBA EM200]

Revival Diagnostic
401, Aqua Corridor,
B/s. Star Bazar, Surat-395009
Mo. 91062-28601


Dr. Mihir Icecreamwala
M.B.B.S., DPB.(PATH AND BACT)

Laboratory Test Result are Subject to technical limitation and should be clinically correlate for final diagnosis



Name	KUNDAN KUMAR	Age/Gender	32Yrs/Male
Reg No.	3314/22	Receipt No	3018
Referred By	BOB - MEDI WHEEL(PKG10000240)	Mode of Payment	CREDIT
Collection Type	CENTER	Collection DateTime	19-Nov-2022 08:40 AM

Creatinine - 19112226 Released at 19-Nov-2022 12:18 PM

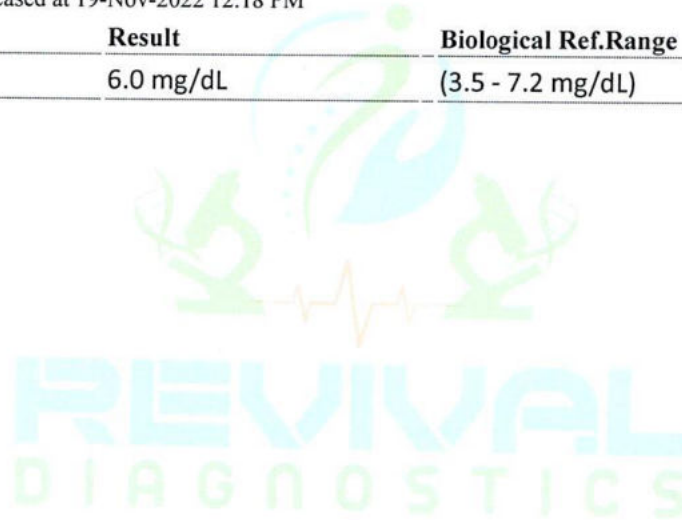
Parameter	Result	Biological Ref.Range	Method
-Creatinine	0.8 mg/dL	(0.6 - 1.4 mg/dL)	ENZYMATIC

BUN - 19112226 Released at 19-Nov-2022 12:18 PM

Parameter	Result	Biological Ref.Range	Method
-Blood Urea Nitrogen (BUN)	13 mg/dL	(6 - 20 mg/dL)	Calculated

Uric Acid - 19112229 Released at 19-Nov-2022 12:18 PM

Parameter	Result	Biological Ref.Range	Method
-Uric Acid	6.0 mg/dL	(3.5 - 7.2 mg/dL)	Uricase-POD



Revival Diagnostic

401, Aqua Corridor,
B/s. Star Bazar, Surat-395009
Mo. 91062-28601

Dr. Mihir Icecreamwala
M.B.B.S., DPB.(PATH AND BACT)

Laboratory Test Result are Subject to technical limitation and should be clinically correlate for final diagnosis



Name	KUNDAN KUMAR	Age/Gender	32Yrs/Male
Reg No.	3314/22	Receipt No	3018
Referred By	BOB - MEDI WHEEL(PKG10000240)	Mode of Payment	CREDIT
Collection Type	CENTER	Collection DateTime	19-Nov-2022 08:40 AM

Urine Routine & Micro Examination - 19112228 Released at 19-Nov-2022 12:08 PM

Parameter	Result	Biological Ref.Range	Method
Physical Examination			
-Quantity	30		Manual
-Colour	Pale Yellow	Pale Yellow	Manual
-Appearance	Clear	Clear	Manual
-Reaction (pH)	Acidic		Dipstick
-Specific Gravity	1.015		Dipstick
Chemical Examination			
-Proteins.	Absent		Dipstick
-Sugar	Absent		Dipstick
-Acetone.	Absent		Dipstick
-Bile Salts	Absent	Absent	Dipstick
-Bile Pigments	Absent	Absent	Dipstick
-Occult Blood Test (OBT).	Negative		Dipstick
Microscopic Examination			
-Pus Cells	1-2		Microscopically
-Red Blood Cells	Absent		Microscopically
-Epithelial Cells	1-2		Microscopically
-Bacteria.	Absent		Microscopically
-Crystals	Absent	Absent	Microscopically
-Others	NIL	Absent	Microscopic Examination

Revival Diagnostic

401, Aqua Corridor,
B/s. Star Bazar, Surat-395009
Mo. 91062-28601

Dr. Mihir Icecreamwala
M.B.B.S., DPB.(PATH AND BACT)

Laboratory Test Result are Subject to technical limitation and should be clinically correlate for final diagnosis




Name	KUNDAN KUMAR	Age/Gender	32Yrs/Male
Reg No.	3314/22	Receipt No	3018
Referred By	BOB - MEDI WHEEL(PKG10000240)	Mode of Payment	CREDIT
Collection Type	CENTER	Collection DateTime	19-Nov-2022 08:40 AM

Stool Examination - 19112227 Released at 19-Nov-2022 12:20 PM

Parameter	Result	Biological Ref.Range	Method
-Consistency.	Semi-Solid		Manual
Physical Examination			
-Colour..	Brown		Manual
-Mucus..	Absent		Manual
-Pus..	Absent		Manual
-Blood..	Absent		Manual
Chemical Examination			
-Reaction..	Acidic		
-Occult Blood..	Absent		
-Reducing Substance..	Absent		
Microscopic Examination			
-Ova..	Absent		
-Cysts..	Absent		
-Trophozoites..	Absent		
-Larva..	Absent		
-Pus Cells..	1-2		
-Red Blood Cells..	Absent		
-Macrophage cells..	Absent		
-Epithelial Cells..	1-2		
-Vegetable Cells..	Absent		
-Crystals..	Absent		
-Fat..	Absent		
-Darting Motility..	Not Seen		

Revival Diagnostic
401, Aqua Corridor,
B/s. Star Bazar, Surat-395009
Mo. 91062-28601


Dr. Mihir Icecreamwala
M.B.B.S., DPB.(PATH AND BACT)

Laboratory Test Result are Subject to technical limitation and should be clinically correlate for final diagnosis



Name	KUNDAN KUMAR	Age/Gender	32Yrs/Male
Reg No.	3314/22	Receipt No	3018
Referred By	BOB - MEDI WHEEL(PKG1000240)	Mode of Payment	CREDIT
Collection Type	CENTER	Collection DateTime	19-Nov-2022 08:40 AM

Total T3 T4 TSH - 19112226 Released at 19-Nov-2022 12:22 PM

Parameter	Result	Biological Ref.Range	Method
-Total T3	0.91 ng/ml	(0.87 - 1.78 ng/ml)	Fluorescence Enzyme Immunoassay
-Total T4	5.91 ug/dl	(4.6 - 11 ug/dl)	Fluorescence Enzyme Immunoassay
-TSH	3.04 uIU/ml	0.50 - 5.50 uIU/ml 5.5 to 15 ul U/ml - Suggested Clinical co-relation or Repeat test with new sample as physiological factors can give falsley high TSH Above 15uIU/ml Hypopyhyroid PREGNANT WOMEN normal ranges for TSH: 1st Trimester : 0.0878 - 2.8293 uIU/ml 2nd Trimester : 0.1998 - 2.7915 uIU/ml 3rd Trimester : 0.307 - 2.9028 uIU/ml Ref: TIETZ Fundamentals of Clinical Chemistry	Fluorescence Enzyme Immunoassay

[Test performed on Fully Automated Immunology Analyzer Maglumi-600]

Revival Diagnostic
401, Aqua Corridor,
B/s. Star Bazar, Surat-395009
Mo. 91062-28601

Dr. Mihir Icecreamwala
M.B.B.S., DPB.(PATH AND BACT)

Laboratory Test Result are Subject to technical limitation and should be clinically correlate for final diagnosis



2D-ECHOCARDIOGRAPHY & COLOR DOPPLER REPORT

Name:	KUNDAN KUMAR	Age/Gender	32Yrs /Male
Referred by.	MEDI WHEEL	Date	19/11/2022


VITALS: BP = 120/80mmHg, PULSE =74 bpm, SPO2 =98%
INDICATION: Preventive Health check up

- **CARDIAC CHAMBERS:** Left Ventricle: Normal size, Left Atrium: Normal size.
- No e/o thrombus in LA/LV.
- **Right Atrium:** Normal size. **Right Ventricle:** Normal size,
- **Normal Right Ventricular function.** (TAPSE=20mm)
- **Normal Left Ventricular systolic function.** LVEF = 60% ,
No regional wall abnormality. No thinning / scarring / dyskinesia of LV wall.
- **No Concentric Left Ventricular Hypertrophy.** (IVSd= 11 mm),
- **LV Compliance :**
No Left Ventricular Diastolic Dysfunction [LVDD]. No Doppler e/o raised LVEDP.
- **VALVES:**
- Structurally Normal Mitral valve/ Aortic valve/Tricuspid valve/ Pulmonary valve .
No significant Valvular Stenosis.
- **Doppler findings:** AV max = 1.21 m/s, PV max = 0.9 m/s.
Trivial Pulmonary Regurgitation, Trivial Tricuspid regurgitation.
- **No Pulmonary Arterial Hypertension.** PASP by TRjet vel.method = 23 mmHg.
- **SEPTAE:** IAS / IVS Appear Intact.
- **IVC :** Normal in dimension and shows good inspiratory 12mm collapse.
- **OTHERS:** No e/o Pericardial effusion / vegetation.

IMPRESSION:

**NORMAL LV SYSTOLIC FUNCTION, LVEF= 60 %, NO RWMA,
NO LVH , NO LVDD ,NO TRIVIAL PR/TR, NO PAH.**

Revival Diagnostic
401, Aqua Corridor,
B/s. Star Bazar, Surat-395009
Mo. 91062-28601


DR. SUSHIL YADAV
CONSULTING & CLINICAL
CARDIOLOGIST



0261 2747788, 9825947712



4TH Floor, Aqua Corridor, Hazira Road, Adajan Pal, Surat-395009.



revivaldiagnostics.surat@gmail.com



www.revivaldiagnostics.com



Name	KUNDAN KUMAR	Age/Gender	32Yrs/Male
Reg No.	3314/22	Receipt No	3018
Referred By	BOB - MEDI WHEEL(PKG10000240)	Mode of Payment	CREDIT
Collection Type	CENTER	Collection DateTime	19-Nov-2022 08:41 AM

USG OF ABDOMEN & PELVIS

LIVER:

Liver is normal in size and echotexture.
No evidence of focal SOL or dilatation of IHBR seen.
Portahepatis appear normal.

GALLBLADDER:

Gallbladder appeared normal. No calculus or mass lesion seen.

PANCREAS:

Pancreas appears normal in size and echotexture.
No focal lesion, mass or pancreatitis.

SPLEEN:

Spleen appears normal in size and echotexture.

PARAAORTIC REGION:

Aorta grossly appears normal.
No paraaortic lymphnodes seen.

KIDNEYS:

Both kidneys appear normal in size, shape and in position.
Cortex and collecting system of both kidneys appears normal.
No evidence of calculus or obstructive uropathy on either side.

URINARY BLADDER:

Bladder appears normal. No calculus or mass lesion is seen.

PROSTATE:

Prostate appears normal in size and echotexture.
No evidence of free fluid in pelvis.

COMMENTS: Normal USG Abdoman and pelvis

Dr. Chirag K. Patel

MBBS-DMPD

Reg. No. G-23509

Revival Diagnostic

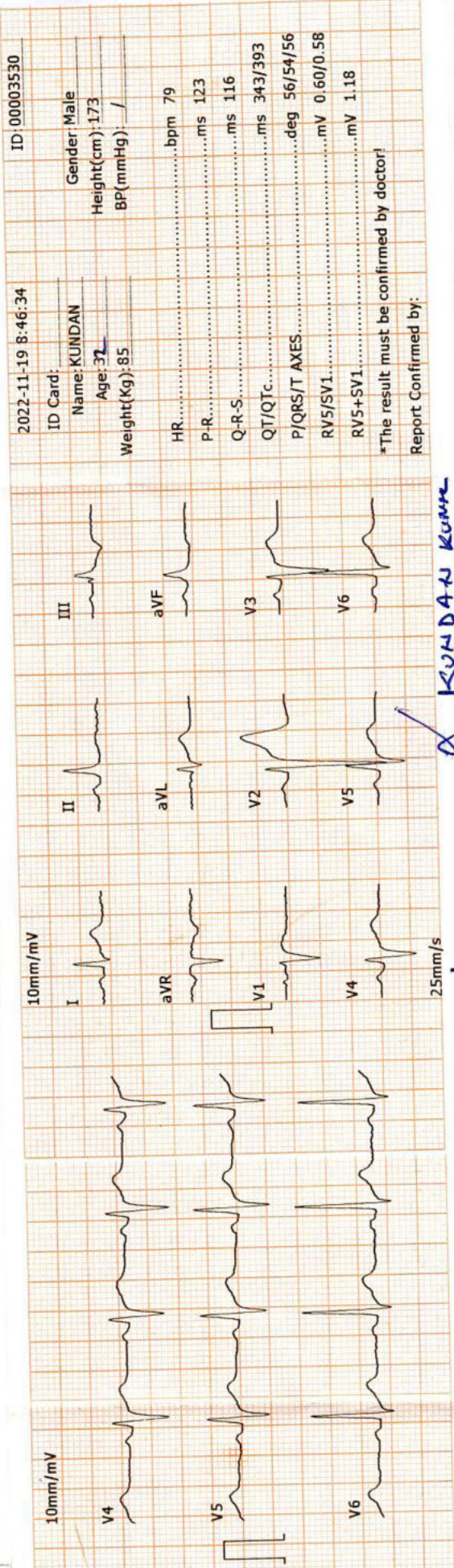
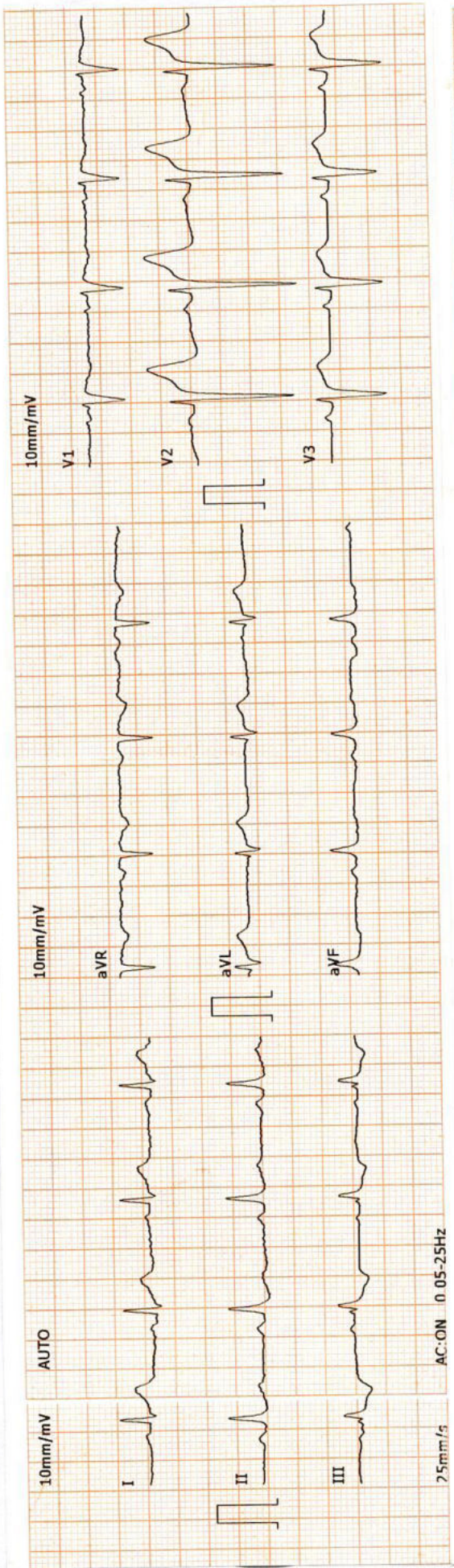
4th Floor, Aqua Corridor,
Radiologist
Nr. Star Bazar, Hazira Main Road,
Adajan, Surat-395009.
Mo. 97266 726633

Laboratory Test Result are Subject to technical limitation and should be clinically correlate for final diagnosis

📍 4th Floor, Aqua Corridor, Hazira Road, Adajan Pal, Surat-395009.

☎ 0261 2747788, 9825947712 ✉ revivaldiagnostics.surat@gmail.com 🌐 www.revivaldiagnostics.com

This medical report is not intended for medico-legal purposes.



2022-11-19 8:46:34 ID: 00003530

ID Card: Name: KUNDAN Gender: Male
Age: 37 Height(cm): 173
Weight(Kg): 85 BP(mmHg): /

HR: bpm 79
P-R: ms 123
Q-R-S: ms 116
QT/QTc: ms 343/393
P/QRS/T AXES: deg 56/54/56
RV5/SV1: mV 0.60/0.58
RV5+SV1: mV 1.18

*The result must be confirmed by doctor!
Report Confirmed by:

KUNDAN KUMAR

Revival Diagnostic
401, Aqua Corridor,
E/s. Star Bezar, Surat-395009
Mo. 91062-28601

DR. ADITHYAN PATEL
M.B.B.S. (CCAP) (M.D.)
CLINICAL CARDIOLOGIST
M.REG.NO.G-4290(MUM)
CLINICAL CARDIOLOGIST
REG.NO.G-42901



REVIVAL DIAGNOSTICS



Name	KUNDAN KUMAR	Age/Gender	32Yrs/Male
Reg No.	3314/22	Receipt No	3018
Referred By	BOB - MEDI WHEEL(PKG10000240)	Mode of Payment	CREDIT
Collection Type	CENTER	Collection DateTime	19-Nov-2022 08:41 AM

ECG

- REPORT :

1. The rhythm is sinus.
2. Heart rate is 79 beats per minute.
3. Normal P,QRS,T wave axis.
4. Normal PR,QRS,Q.T. Duration.
5. No pathological q wave or ST-T changes seen.
6. No evidence of chamber hypertrophy or enlargement seen.

IMPRESSION : ECG WITHIN NORMAL LIMITS

Revival Diagnostics
401, Aqua Corridor,
B/s. Star Bazar, Surat-395009
Mo. 91062-28601

DR. ADITI PATEL Signature
M.B.B.S., D. CARD (K...)
CLINICAL CARDIOLOGIST
REG.NO.G-42901

REVIVAL
DIAGNOSTICS



0261 2747788, 9825947712



4TH Floor, Aqua Corridor, Hazira Road, Adajan Pal, Surat-395009.



revivaldiagnostics.surat@gmail.com



www.revivaldiagnostics.com

This Medical Report Is Not Intended For Medico-legal Purposes.
Laboratory Test Results Are Subject To Technical Limitation And Should
Be Clinically Correlate For Final Diagnosis

NAME : KUNDAN KUMAR
AGE: 32 YRS / MALE
REF BY: MEDI WHEEL





Name	KUNDAN KUMAR	Age/Gender	32Yrs/Male
Reg No.	3314/22	Receipt No	3018
Referred By	BOB - MEDI WHEEL(PKG10000240)	Mode of Payment	CREDIT
Collection Type	CENTER	Collection DateTime	19-Nov-2022 08:41 AM

CHEST RADIOGRAPH (PA VIEW)

- Hilar shadows are within normal limits.
- Pulmonary vasculature appears normal.
- Cardiac appears normal in size.
- Both dome of the diaphragm are smooth.
- Both costophrenic recesses are clear.
- Both lung fields appear normal.
- Visualized bones and soft tissue shadows appear normal.

IMPRESSION: NORMAL STUDY.

DR. CHIRAG K PATEL
RADIOLOGIST

REVIVAL
DIAGNOSTICS

Dr. Chirag K. Patel
MBBS-DMPD
Reg. No. G-23509
Revival Diagnostics
4th Floor, Aqua Corridor
Nr. Star Bazar, Hazira Main Road,
Adajan, Surat-395009.
Mo. 97266 726363
Signature

Laboratory Test Result are Subject to technical limitation and should be clinically correlate for final diagnosis