




PARKLINE DIAGNOSTICS PVT. LTD.

L.G. 3, 4 & 5, Bhuvana Towers, S.D. Road, Secunderabad - 500 003 Tel : 040-42038139, 27845852
7995421787, 7093445852 Email : parklinediagnostics@gmail.com www.parklinediagnostics.com



TEST REPORT

Name : **MR.THOTAKURI SAMPATH KUMAR [96335]** TID/SID : UMR1044234/ 25224379
 Age / Gender : 51 Years / Male Registered on : 25-Feb-2023 / 08:24 AM
 Ref.By : - Collected on : 25-Feb-2023 / 08:27 AM
 Req.No  Reported on : 25-Feb-2023 / 12:54 PM
 BIL2850587 Reference : Medi Wheel

DEPARTMENT OF CLINICAL PATHOLOGY

Complete Urine Examination (CUE), Urine

Investigation	Observed Value	Units	Biological Reference Interval
Colour Method:Photo detectors(instrument)	Straw		Light Yellow
Appearance Method:Photo diode array sensor	Clear		Clear
Specific gravity Method:Ion concentration/colour indicator	1.005		1.003-1.030
Reaction and pH Method:Double Indicator	7.0		5.0-8.0
Protein Method:Protein Error of pH indicators	Negative		Negative
Glucose Method:Double sequential enzymatic/GOD-PAP	Negative		Negative
Urobilinogen Method:Reagent strip/Reflectance photometry	Negative		0.2-1.0 mg%
Ketones Method:Strip method/Nitroprusside method	Negative		Negative
Blood Method:Peroxidase	Negative		Negative
Bile Salt Method:Hays Method	Negative		Negative
Bile Pigment Method:Fouchets Method	Negative		Negative
Microscopic Examination			
Pus cells (leukocytes) Method:Microscopy Of Sediment	Nil	/hpf	0-5 /hpf
RBC (erythrocytes) Method:Microscopy Of Sediment	Nil	/hpf	0-2 /hpf
Epithelial cells Method:Microscopy Of Sediment	Nil	/hpf	0-8 /hpf
Crystals Method:Microscopy Of Sediment	Nil	/lpf	Nil /lpf

Lab Timings (Weekdays) : 7.00 am to 8.30 pm
Sundays & Holidays : 7.00 am to 1.00 pm

Radiologists Timings (Weekdays) : 7.30 am to 1.30 pm
& 5.45 pm to 7.45 pm
Sundays & Holidays : 7.30 am to 9.30 am




PARKLINE DIAGNOSTICS PVT. LTD.

L.G. 3, 4 & 5, Bhuvana Towers, S.D. Road, Secunderabad - 500 003 Tel : 040-42038139, 27845852
7995421787, 7093445852 Email : parklinediagnostics@gmail.com www.parklinediagnostics.com



NABL Accredited
Certificate No.:MC-2566

TEST REPORT

Name : **MR.THOTAKURI SAMPATH KUMAR [96335]** TID/SID : UMR1044234/ 25224379
 Age / Gender : 51 Years / Male Registered on : 25-Feb-2023 / 08:24 AM
 Ref.By : - Collected on : 25-Feb-2023 / 08:27 AM
 Req.No  Reported on : 25-Feb-2023 / 12:54 PM
 BIL2850587 Reference : Medi Wheel

DEPARTMENT OF CLINICAL PATHOLOGY

Complete Urine Examination (CUE), Urine

Investigation	Observed Value	Units	Biological Reference Interval
Casts	Nil	/lpf	Nil
Method:Microscopy Of Sediment			/lpf
Others	Nil		Nil
Method:Microscopy Of Sediment			

* Sample processed at Parkline

--- End Of Report ---

Dr.Jyothi Kiranmai
Regd. No: 52272
MD PATHOLOGY






PARKLINE DIAGNOSTICS PVT. LTD.

L.G. 3, 4 & 5, Bhuvana Towers, S.D. Road, Secunderabad - 500 003 Tel : 040-42038139, 27845852
7995421787, 7093445852 Email : parklinediagnostics@gmail.com www.parklinediagnostics.com



TEST REPORT

Name : **MR.THOTAKURI SAMPATH KUMAR [96335]** TID/SID : UMR1044234/ 25224377
Age / Gender : 51 Years / Male Registered on : 25-Feb-2023 / 08:24 AM
Ref.By : - Collected on : 25-Feb-2023 / 08:27 AM
Req.No :  Reported on : 25-Feb-2023 / 11:35 AM
Reference : Medi Wheel
BIL2850587

DEPARTMENT OF HEMATOLOGY

Blood Grouping ABO And Rh Typing, EDTA Whole Blood

Parameter	Results
Blood Grouping (ABO)	O
Rh Typing (D)	POSITIVE -
Method:Agglutination	

* Sample processed at Parkline

--- End Of Report ---

Dr.Jyothi Kiranmai
Regd. No: 52272
MD PATHOLOGY






PARKLINE DIAGNOSTICS PVT. LTD.

L.G. 3, 4 & 5, Bhuvana Towers, S.D. Road, Secunderabad - 500 003 Tel : 040-42038139, 27845852
7995421787, 7093445852 Email : parklinediagnostics@gmail.com www.parklinediagnostics.com



TEST REPORT

Name : **MR.THOTAKURI SAMPATH KUMAR [96335]** TID/SID : UMR1044234/ 25224377
 Age / Gender : 51 Years / Male Registered on : 25-Feb-2023 / 08:24 AM
 Ref.By : - Collected on : 25-Feb-2023 / 08:27 AM
 Req.No  Reported on : 25-Feb-2023 / 11:35 AM
 BIL2850587 Reference : Medi Wheel

DEPARTMENT OF HEMATOLOGY

Complete Blood Picture (CBP), EDTA Whole Blood

Investigation	Observed Value	Units	Biological Reference Interval
Hemoglobin Method:Spectrophotometry	15.5	g/dL	13.0-17.0 g/dL
Erythrocyte Count(RBC) Method:Electrical Impedence	5.4	mill /cu.mm	4.5-5.5 mill /cu.mm
PCV/HCT Method:Numeric Integration	45	%	40-50 %
MCV Method:Calculated	84	fL	83-101 fL
MCH Method:Calculated	28.6	pg	27-32 pg
MCHC Method:Calculated	34.0	gm/dL	31.5-34.5 gm/dL
RDW (CV) Method:Calculated	13.5	%	11.6-14.0 %
Total WBC Count Method:Impedence flowcytometry/Light scattering	6.4	10 ³ /μL	4-10 10cap;3/μL 10 ³ /μL
Differential Count			
Neutrophils Method:Flowcytometry/Microscopy	44	%	40-80 %
Lymphocytes Method:Flowcytometry/Microscopy	46	%	20-40 %
Monocytes Method:Flowcytometry/Microscopy	7	%	2-10 %
Eosinophils Method:Flowcytometry/Microscopy	3	%	1-6 %
Basophils Method:Flowcytometry/Microscopy	0	%	0-2 %
Absolute Neutrophil Count	2.82	10 ³ /μL	2.0-7.0 10 ³ /μL
Absolute Lymphocyte Count	2.94	10 ³ /μL	1.0-3.0 10 ³ /μL

Lab Timings (Weekdays) : 7.00 am to 8.30 pm
Sundays & Holidays : 7.00 am to 1.00 pm

Radiologists Timings (Weekdays) : 7.30 am to 1.30 pm
& 5.45 pm to 7.45 pm
Sundays & Holidays : 7.30 am to 9.30 am




PARKLINE DIAGNOSTICS PVT. LTD.

L.G. 3, 4 & 5, Bhuvana Towers, S.D. Road, Secunderabad - 500 003 Tel : 040-42038139, 27845852
7995421787, 7093445852 Email : parklinediagnostics@gmail.com www.parklinediagnostics.com



NABL Accredited
Certificate No.:MC-2566

TEST REPORT

Name : **MR.THOTAKURI SAMPATH KUMAR [96335]** TID/SID : UMR1044234/ 25224377
 Age / Gender : 51 Years / Male Registered on : 25-Feb-2023 / 08:24 AM
 Ref.By : - Collected on : 25-Feb-2023 / 08:27 AM
 Req.No  Reported on : 25-Feb-2023 / 11:35 AM
 BIL2850587 Reference : Medi Wheel

DEPARTMENT OF HEMATOLOGY

Complete Blood Picture (CBP), EDTA Whole Blood

Investigation	Observed Value	Units	Biological Reference Interval
Absolute Monocyte Count	0.45	10 ³ /μL	0.20-1.0 10 ³ /μL
Absolute Eosinophil Count	0.19	10 ³ /μL	0.02-0.5 10 ³ /μL
Absolute Basophil Count	00	10 ³ /μL	0.02-0.1 10 ³ /μL
Platelet Count	220	10 ³ /μL	150-410 10 ³ /μL
Method:Electrical Impedence			

Peripheral Smear

RBC Normocytic and Normochromic
 Method:Microscopy
 WBC Lymphocytosis+.No abnormal cells seen.
 Method:Microscopy
 Platelets Discrete and adequate.Normal in morphology
 Method:Microscopy

* Sample processed at Parkline

--- End Of Report ---

Dr.Jyothi Kiranmai
Regd. No: 52272
MD PATHOLOGY




PARKLINE DIAGNOSTICS PVT. LTD.

L.G. 3, 4 & 5, Bhuvana Towers, S.D. Road, Secunderabad - 500 003 Tel : 040-42038139, 27845852
7995421787, 7093445852 Email : parklinediagnostics@gmail.com www.parklinediagnostics.com



TEST REPORT

Name : **MR.THOTAKURI SAMPATH KUMAR [96335]** TID/SID : UMR1044234/ 25224377
Age / Gender : 51 Years / Male Registered on : 25-Feb-2023 / 08:24 AM
Ref.By : - Collected on : 25-Feb-2023 / 08:27 AM
Req.No  Reported on : 25-Feb-2023 / 11:35 AM
Reference : Medi Wheel
BIL2850587

DEPARTMENT OF HEMATOLOGY

Erythrocyte Sedimentation Rate (ESR), Sodium Citrate Whole Blood

Investigation	Observed Value	Units	Biological Reference Intervals
ESR 1st Hour	02	mm/hour	0-10 mm/hour
Method:Westergren			

* Sample processed at Parkline

--- End Of Report ---

Dr.Jyothi Kiranmai
Regd. No: 52272
MD PATHOLOGY






PARKLINE DIAGNOSTICS PVT. LTD.

L.G. 3, 4 & 5, Bhuvana Towers, S.D. Road, Secunderabad - 500 003 Tel : 040-42038139, 27845852
7995421787, 7093445852 Email : parklinediagnostics@gmail.com www.parklinediagnostics.com

TEST REPORT

Name : **MR.THOTAKURI SAMPATH KUMAR [96335]** TID/SID : UMR1044234/
Age / Gender : 51 Years / Male Registered on : 25-Feb-2023 / 08:24 AM
Ref.By : - Collected on : 25-Feb-2023 / 08:27 AM
Req.No :  Reported on : 25-Feb-2023 / 10:36 AM
Reference : Medi Wheel
BIL2850587

DEPARTMENT OF CARDIOLOGY

2D Echo/Doppler Study

Mitral Valve	Normal
Aortic valve	Normal
Tricuspid valve	Normal
Pulmonary valve	Normal
Aorta	2.7 cm
Left Atrium	2.84 cm
Left Ventricle	LVDd: 4.3 cm IVSd : 1.1 cm EF: 58 % LVDs: 2.6 cm LVPwd: 0.9 cm FS: 39 %
RWMA	Nil
Right Atrium	Normal
Right Ventricle	Normal
Pulmonary Artery	Normal
IAS	Intact
IVS	Intact
Pericardium	Normal
Svc / Ivc	Normal
Intracardiac Masses	Nil
Doppler Study	Mitral flow: E: 0.5 m/sec A: 0.4 m/sec Aortic flow : 0.9 m/sec Pulmonary flow : 0.8 m/sec
Colour Doppler	No MR / AR / TR / PR
Conclusion	No RWMA. Normal valves/ Normal chambers. No MR/ AR/ TR / PR Good LV/ RV function.LVEF 58 % No PE/ clot/ vegetation. No diastolic dysfunction.

* Sample processed at Parkline


--- End Of Report ---



PARKLINE DIAGNOSTICS PVT. LTD.

L.G. 3, 4 & 5, Bhuvana Towers, S.D. Road, Secunderabad - 500 003 Tel : 040-42038139, 27845852
7995421787, 7093445852 Email : parklinediagnostics@gmail.com www.parklinediagnostics.com

TEST REPORT

Name	: MR.THOTAKURI SAMPATH KUMAR [96335]	TID/SID	: UMR1044234/
Age / Gender	: 51 Years / Male	Registered on	: 25-Feb-2023 / 08:24 AM
Ref.By	: -	Collected on	:
Req.No	 BIL2850587	Reported on	:
		Reference	: Medi Wheel






PARKLINE DIAGNOSTICS PVT. LTD.

L.G. 3, 4 & 5, Bhuvana Towers, S.D. Road, Secunderabad - 500 003 Tel : 040-42038139, 27845852
7995421787, 7093445852 Email : parklinediagnostics@gmail.com www.parklinediagnostics.com



TEST REPORT

Name : **MR.THOTAKURI SAMPATH KUMAR [96335]** TID/SID : UMR1044234/ 25224378
Age / Gender : 51 Years / Male Registered on : 25-Feb-2023 / 08:24 AM
Ref.By : - Collected on : 25-Feb-2023 / 08:27 AM
Req.No :  Reported on : 25-Feb-2023 / 12:30 PM
Reference : Medi Wheel
BIL2850587

DEPARTMENT OF CLINICAL CHEMISTRY I

Blood Urea Nitrogen (BUN), Serum

Investigation	Observed Value	Units	Biological Reference Interval
Blood Urea Nitrogen. Method:Calculated	7.9	mg/dL	7-23 mg/dL

Creatinine, Serum

Investigation	Observed Value	Units	Biological Reference Interval
Creatinine. Method:Alkaline Picrate	1.22	mg/dL	0.60-1.30 mg/dL

* Sample processed at Parkline

--- End Of Report ---

Dr.Jyothi Kiranmai
Regd. No: 52272
MD PATHOLOGY




PARKLINE DIAGNOSTICS PVT. LTD.

L.G. 3, 4 & 5, Bhuvana Towers, S.D. Road, Secunderabad - 500 003 Tel : 040-42038139, 27845852
7995421787, 7093445852 Email : parklinediagnostics@gmail.com www.parklinediagnostics.com



TEST REPORT

Name : **MR.THOTAKURI SAMPATH KUMAR [96335]** TID/SID : UMR1044234/ 25224380F
Age / Gender : 51 Years / Male Registered on : 25-Feb-2023 / 08:24 AM
Ref.By : - Collected on : 25-Feb-2023 / 08:27 AM
Req.No :  Reported on : 25-Feb-2023 / 15:00 PM
Reference : Medi Wheel
BIL2850587

DEPARTMENT OF CLINICAL CHEMISTRY I

Glucose Fasting (FBS), Sodium Fluoride Plasma

Investigation	Observed Value	Units	Biological Reference Interval
Glucose Fasting Method:GOD - PAP	128	mg/dL	Normal: <100 Impaired FG: 100-125 Diabetic : \geq 126 mg/dL

* Sample processed at Parkline

--- End Of Report ---

Dr.Jyothi Kiranmai
Regd. No: 52272
MD PATHOLOGY



PARKLINE DIAGNOSTICS PVT. LTD.

L.G. 3, 4 & 5, Bhuvana Towers, S.D. Road, Secunderabad - 500 003 Tel : 040-42038139, 27845852
7995421787, 7093445852 Email : parklinediagnostics@gmail.com www.parklinediagnostics.com



TEST REPORT

Name : **MR.THOTAKURI SAMPATH KUMAR [96335]** TID/SID : UMR1044234/ 25224380P
Age / Gender : 51 Years / Male Registered on : 25-Feb-2023 / 08:24 AM
Ref.By : - Collected on : 25-Feb-2023 / 08:27 AM
Req.No  Reported on : 25-Feb-2023 / 15:00 PM
Reference : Medi Wheel
BIL2850587

DEPARTMENT OF CLINICAL CHEMISTRY I

Glucose Post Prandial (PPBS), Sodium Fluoride Plasma

Investigation	Observed Value	Units	Biological Reference Interval
Glucose Post Prandial Method:GOD - PAP	185	mg/dL	Normal : 90 - 140 Impaired Glucose Tolerance: 141-199 Diabetic : \geq 200 mg/dL

* Sample processed at Parkline

--- End Of Report ---


Dr.Jyothi Kiranmai
Regd. No: 52272
MD PATHOLOGY



PARKLINE DIAGNOSTICS PVT. LTD.

L.G. 3, 4 & 5, Bhuvana Towers, S.D. Road, Secunderabad - 500 003 Tel : 040-42038139, 27845852
7995421787, 7093445852 Email : parklinediagnostics@gmail.com www.parklinediagnostics.com

TEST REPORT

Name : **MR.THOTAKURI SAMPATH KUMAR [96335]** TID/SID : UMR1044234/ 25224377
Age / Gender : 51 Years / Male Registered on : 25-Feb-2023 / 08:24 AM
Ref.By : - Collected on : 25-Feb-2023 / 08:27 AM
Req.No :  Reported on : 25-Feb-2023 / 15:00 PM
Reference : Medi Wheel
BIL2850587

DEPARTMENT OF CLINICAL CHEMISTRY I

Glycosylated Hemoglobin (HbA1C), EDTA Whole Blood

Investigation	Observed Value	Units	Biological Reference Interval
Glycosylated Haemoglobin Method:High Performance Liquid Chromatography(HPLC)	7.1	%	< 5.7% : Normal 5.7% - 6.4% : Prediabetes > 6.4% Diabetes
Mean Plasma Glucose (MPG) Estimate Method:Derived from HBA1c	157	mg/dL	Excellent Control : 90 to 120 Good Control : 121 to 150 Average Control : 151 to 180 Panic Value : > 211 mg/dL

Note:Mean Plasma Glucose is calculated from HBA1c value and it indicates Average Blood Sugar level over the past three months.

INTERPRETATION :

- 1.Glycated hemoglobin (glycohemoglobin / HbA1c) is a form of hemoglobin (Hb) that is chemically linked to a sugar.
- 2.A1c is measured primarily to determine the three-month average blood sugar level and can be used as a diagnostic test for diabetes mellitus and as an assessment test for glycemic control in people with diabetes.
- 3.In diabetes, higher amounts of glycated hemoglobin, indicating poorer control of blood glucose levels, have been associated with cardiovascular disease, nephropathy, neuropathy, and retinopathy.
4. American diabetes Association (ADA) recommends an A1C goal for many non pregnant adults of < 7% (without significant hypoglycemia). On the basis of provider judgment and patient preference, achievement of lower A1C levels than the goal of 7% may be acceptable, and even beneficial, if it can be achieved safely without significant hypoglycemia or other adverse effects of treatment. Less stringent A1C goals (such as < 8%) may be appropriate for patients with severe hypoglycemia, extensive co morbid conditions etc, or where the harms of treatment are greater than the benefits.
5. Glycemic goals for some older adults might reasonably be relaxed as part of individualized care, but hyperglycemia leading to symptoms or risk of acute hyperglycemia complications should be avoided in all patients.

* Sample processed at Parkline

--- End Of Report ---

Dr.Jyothi Kiranmai
Regd. No: 52272
MD PATHOLOGY




PARKLINE DIAGNOSTICS PVT. LTD.

L.G. 3, 4 & 5, Bhuvana Towers, S.D. Road, Secunderabad - 500 003 Tel : 040-42038139, 27845852
7995421787, 7093445852 Email : parklinediagnostics@gmail.com www.parklinediagnostics.com



TEST REPORT

Name : **MR.THOTAKURI SAMPATH KUMAR [96335]** TID/SID : UMR1044234/ 25224378
 Age / Gender : 51 Years / Male Registered on : 25-Feb-2023 / 08:24 AM
 Ref.By : - Collected on : 25-Feb-2023 / 08:27 AM
 Req.No  Reported on : 25-Feb-2023 / 12:30 PM
 BIL2850587 Reference : Medi Wheel

DEPARTMENT OF CLINICAL CHEMISTRY I

Lipid Profile, Serum

Investigation	Observed Value	Units	Biological Reference Interval
Total Cholesterol Method:CHOD-PAP	184	mg/dL	Desirable Level: < 200 Borderline : 200 - 239 High : > 240 mg/dL
HDL Cholesterol Method:Enzymatic Reaction	36	mg/dL	<40:Major risk factor for heart disease 40-59:The higher,the better >=60:Considered protective against heart disease mg/dL
LDL Cholesterol Method:Calculated	119	mg/dL	< 100 mg/dL
VLDL Cholesterol Method:Calculated	29	mg/dL	10-55 mg/dL
Triglycerides Method:GPO-POD	147	mg/dL	Normal:<150 Borderline:150-199 High:200-499 Very High:>=500 mg/dL
Chol/HDL Ratio Method:Calculated	5.11		Normal : <4 Low risk : 4 - 6 High risk : >6
LDL Cholesterol/HDL Ratio	3.31		

* Sample processed at Parkline

--- End Of Report ---

Dr.Jyothi Kiranmai
Regd. No: 52272
MD PATHOLOGY




PARKLINE DIAGNOSTICS PVT. LTD.

L.G. 3, 4 & 5, Bhuvana Towers, S.D. Road, Secunderabad - 500 003 Tel : 040-42038139, 27845852
7995421787, 7093445852 Email : parklinediagnostics@gmail.com www.parklinediagnostics.com



TEST REPORT

Name : **MR.THOTAKURI SAMPATH KUMAR [96335]** TID/SID : UMR1044234/ 25224378
Age / Gender : 51 Years / Male Registered on : 25-Feb-2023 / 08:24 AM
Ref.By : - Collected on : 25-Feb-2023 / 08:27 AM
Req.No :  Reported on : 25-Feb-2023 / 12:30 PM
Reference : Medi Wheel
BIL2850587

DEPARTMENT OF CLINICAL CHEMISTRY I

Liver Function Test (LFT), Serum

Investigation	Observed Value	Units	Biological Reference Interval
Total Bilirubin. Method:Diazo with sulphanilic acid	1.18	mg/dL	0.3-1.2 mg/dL
Direct Bilirubin. Method:Diazo with sulphanilic acid	0.29	mg/dL	0.00-0.40 mg/dL
Indirect Bilirubin. Method:Calculated	0.89	mg/dL	
Alanine Aminotransferase ,(ALT/SGPT) Method:IFCC without P5P	20	U/L	10-40 U/L
Aspartate Aminotransferase,(AST/SGOT) Method:IFCC without P5P	19	U/L	10-40 U/L
ALP (Alkaline Phosphatase). Method:AMP-IFCC	57	U/L	30-115 U/L
PROTEINS			
Total Protein. Method:Biuret	7.06	g/dL	6.0-8.0 g/dL
Albumin. Method:Bromocresol Green (BCG)	4.31	g/dL	3.5-4.8 g/dL
Globulin. Method:Calculated	2.75	g/dL	2.3-3.5 g/dL
A/GRatio. Method:Calculated	1.57		0.8-2.0
Gamma GT. Method:IFCC-Enzymatic	28	U/L	7.0-50.0 U/L

* Sample processed at Parkline

--- End Of Report ---

Dr.Jyothi Kiranmai
Regd. No: 52272
MD PATHOLOGY




PARKLINE DIAGNOSTICS PVT. LTD.

L.G. 3, 4 & 5, Bhuvana Towers, S.D. Road, Secunderabad - 500 003 Tel : 040-42038139, 27845852
7995421787, 7093445852 Email : parklinediagnostics@gmail.com www.parklinediagnostics.com



TEST REPORT

Name : **MR.THOTAKURI SAMPATH KUMAR [96335]** TID/SID : UMR1044234/ 25224378
Age / Gender : 51 Years / Male Registered on : 25-Feb-2023 / 08:24 AM
Ref.By : - Collected on : 25-Feb-2023 / 08:27 AM
Req.No  Reported on : 25-Feb-2023 / 13:58 PM
Reference : Medi Wheel
BIL2850587

DEPARTMENT OF CLINICAL CHEMISTRY I

Prostate Specific Antigen (PSA) Total, Serum

Investigation	Observed Value	Biological Reference Interval
Prostate Specific Antigen (PSA) Total Method:Enhanced chemiluminescence	0.480 ng/mL	0-3.9 ng/mL

Interpretation:

- 1.Prostate specific antigen (PSA) is a glycoprotein that is expressed by both normal and neoplastic prostate tissue
- 2.Elevated serum PSA concentrations are found in men with prostate cancer, benign prostatic hyperplasia (BPH) or inflammatory conditions of other adjacent genitourinary tissues. PSA can also be elevated after digital rectal examination,prostatic massage,cystoscopy,needle biopsy etc
- 3.Measurement of serum PSA by itself is not recommended as a screening procedure for the diagnosis of cancer because elevated PSA levels are also observed in patients with benign prostatic hyperplasia.
4. When employed for the management of prostate cancer patients, serial measurement of PSA is useful in detecting residual tumor and recurrent cancer after radical prostatectomy.
- 5.PSA has been demonstrated to be an accurate marker for monitoring advanced clinical stage in untreated patients and for monitoring response to therapy by radical prostatectomy, radiation therapy and anti-androgen therapy.

* Sample processed at Parkline

--- End Of Report ---

Dr.Jyothi Kiranmai
Regd. No: 52272
MD PATHOLOGY




PARKLINE DIAGNOSTICS PVT. LTD.

L.G. 3, 4 & 5, Bhuvana Towers, S.D. Road, Secunderabad - 500 003 Tel : 040-42038139, 27845852
7995421787, 7093445852 Email : parklinediagnostics@gmail.com www.parklinediagnostics.com



TEST REPORT

Name : **MR.THOTAKURI SAMPATH KUMAR [96335]** TID/SID : UMR1044234/ 25224378
Age / Gender : 51 Years / Male Registered on : 25-Feb-2023 / 08:24 AM
Ref.By : - Collected on : 25-Feb-2023 / 08:27 AM
Req.No  Reported on : 25-Feb-2023 / 13:58 PM
Reference : Medi Wheel
BIL2850587

DEPARTMENT OF CLINICAL CHEMISTRY I

Thyroid Profile (T3,T4,TSH), Serum

Investigation	Observed Value	Units	Biological Reference Interval
Triiodothyronine Total (T3) Method:Enhanced chemiluminescence	1.41	ng/mL	0.970-1.69 ng/mL
Thyroxine Total (T4) Method:Enhanced chemiluminescence	7.67	µg/dL	5.53-11.0 µg/dL
Thyroid Stimulating Hormone (TSH) Method:Enhanced chemiluminescence	3.79	µIU/mL	0.400-4.049 µIU/mL

Note: Change in method and reference range
NOTE:

TSH - Reference ranges during pregnancy:*

1st Trimester : 0.10 - 2.50

2nd Trimester : 0.20 - 3.00

3rd Trimester : 0.30 - 3.00

*As per the Guidelines of American Thyroid Association for the diagnosis and management of thyroid disease during pregnancy and post partum.

1.Primary Hyperthyroidism is accompanied by elevated T3 & T4 values along with depressed TSH level.

2.Primary Hypothyroidism is accompanied by depressed T3 & T4 levels and elevated TSH levels.

3.Normal T4 levels accompanied by high T3 levels are seen in patients with T3 Thyrotoxicosis.

4.Slightly elevated T3 levels may be found in pregnancy and estrogen therapy, while depressed levels may be encountered in severe illness, malnutrition, renal failure and during therapy with drugs like propranolol and propylthiouracil.

5.Although elevated TSH levels are nearly always indicative of primary hypothyroidism, rarely they can result from TSH secreting pituitary tumors(secondary).

* Sample processed at Parkline

--- End Of Report ---

Dr.Jyothi Kiranmai
Regd. No: 52272
MD PATHOLOGY




PARKLINE DIAGNOSTICS PVT. LTD.

L.G. 3, 4 & 5, Bhuvana Towers, S.D. Road, Secunderabad - 500 003 Tel : 040-42038139, 27845852
7995421787, 7093445852 Email : parklinediagnostics@gmail.com www.parklinediagnostics.com



TEST REPORT

Name : **MR.THOTAKURI SAMPATH KUMAR [96335]** TID/SID : UMR1044234/ 25224378
Age / Gender : 51 Years / Male Registered on : 25-Feb-2023 / 08:24 AM
Ref.By : - Collected on : 25-Feb-2023 / 08:27 AM
Req.No :  Reported on : 25-Feb-2023 / 12:30 PM
Reference : Medi Wheel
BIL2850587

DEPARTMENT OF CLINICAL CHEMISTRY I

Uric Acid, Serum

Investigation	Observed Value	Units	Biological Reference Interval
Uric Acid. Method:Uricase	6.77	mg/dL	2.5-8.0 mg/dL

* Sample processed at Parkline

--- End Of Report ---

Dr.Jyothi Kiranmai
Regd. No: 52272
MD PATHOLOGY






PARKLINE DIAGNOSTICS PVT. LTD.

L.G. 3, 4 & 5, Bhuvana Towers, S.D. Road, Secunderabad - 500 003 Tel : 040-42038139, 27845852
7995421787, 7093445852 Email : parklinediagnostics@gmail.com www.parklinediagnostics.com

TEST REPORT

Name : **MR.THOTAKURI SAMPATH KUMAR [96335]** TID/SID : UMR1044234/ 25226748
Age / Gender : 51 Years / Male Registered on : 25-Feb-2023 / 08:24 AM
Ref.By : - Collected on : 25-Feb-2023 / 08:27 AM
Req.No  Reported on : 25-Feb-2023 / 15:08 PM
BIL2850587 Reference : Medi Wheel

DEPARTMENT OF HEALTH CHECKUP

Glucose Urine Fasting

Urine Glucose Fasting Nil NIL
Method:Reagent strip/Reflectance photometry

Glucose Urine Post Prandial

Urine Glucose Post Prandial Nil NIL
Method:Reagent strip/Reflectance photometry

* Sample processed at Parkline

--- End Of Report ---

Dr.Jyothi Kiranmai
Regd. No: 52272
MD PATHOLOGY



PARKLINE DIAGNOSTICS PVT. LTD.

L.G. 3, 4 & 5, Bhuvana Towers, S.D. Road, Secunderabad - 500 003.
Tel : +91 40-42038139, 2784 5852, 7995421787, 7093445852,
Email parklinediagnostics@gmail.com www.parklinediagnostics.com



NABL Accredited
Certificate No.MC-2566

MEDICAL EXAMINATION REPORT

Name	Mr. Phatakuri Sampath Kumar		Date :	25/02/2023
Company	Clo: med/wheel		Reg. No. :	2850582
Contact No.	7386764871		Sex	<input checked="" type="checkbox"/> M <input type="checkbox"/> F
Type	Pre-Emp		Age :	<input type="checkbox"/> 51
	Overseas		Emp. No.:	96335
	Annual	<input checked="" type="checkbox"/>	Height	171 cm
			Weight	78 kgs
Remarks	<p>- Impaired glucose tolerance ⊕ c HbA1c - 7.1 %</p> <p>USG: Hepatic space occupying lesions - Anterior segment of the right lobe of the liver. segment IVB and segment IV A / lateral segment of left lobe. ? Hemangiomas.</p> <p>Advice follow up c Gastroenterologist for MRI</p> <p>- Rest all clinical and lab parameters were</p>			
Fitness Status	Medically Fit / Unfit		<p>DR. PRIYANKA SANNIDHI Physician's Signature MBBS Regn. No 11351</p>	

COMPREHENSIVE MEDICAL EXAMINATION REPORT



NAME Mr. Thotakuni Sampath Kumar
 AGE 51 yr / Male
 MARITAL STATUS Married CHILDREN : M F
 IDENTIFICATION (IF ANY) A mole on right pinna.

PAST HISTORY

Any family H/o : High Blood Pressure, Heart Disease, Tuberculosis, Diabetes, Asthma, Cancer

HTN MI Diabetes Asthma Cancer

Any personal H/o Major illness like : Typhoid..... NO..... Jaundice..... 2005..... Etc.

Any H/o STD..... NIL..... Skin infection..... NIL

H/o Blood Transfusion..... NIL..... Recent Vaccination..... COVAXIN x 2 Dose

H/o Epilepsy..... NIL..... Giddiness..... NIL

H/o Surgery..... Appendectomy x 987..... Fracture in the past..... NIL

Any Personal H/O.

High Blood Pressure, Heart Disease Tuberculosis, Diabetes, Asthma, Cancer

Drug Abuse, Drug Allergy, Micturition, Bowels, Alcohol, Smoking, Sleep, MC, Wt. Loss/Wt. Gain

Lately

Present illness / Medication ---

GENERAL EXAMINATION

Conjunctiva :	}	Bone, Joints :	<u>(N)</u>
Skin :		Nutritional Status :	<u>Well Nourished</u>
Ears :		Lymph Nodes :	<u>NPD</u>
Nose :		Edema Feet :	<u>NIL</u>
Throat & Oral Cavity :		Varicose Veins :	<u>NIL</u>

DR. PRIYANKA SANNIDHI
 Physician's Signature
 1885
 Regn. No. 1885

Distant Vision : Near Vision :

Right Eye: 6/6

With glasses / Without glasses

left Eye : 6/6

with glasses / without glasses

Colour Vision : DE normal

Right Ear

Hearing : (N)

Rinee's Test ;

Weber Test : right

Discharge : NIL

Right Eye: 6/6

With glasses / Without glasses

left Eye : 6/6

with glasses / without glasses

Ophthalmologist's Signature

Left Ear

(N)

NIL

SYSTEMIC EXAMINATION

Pulse : 76 bpm

B.P. : 130/90 mmHg

Lungs : A. Shape of Chest B/L symmetrical
B. Breath Sounds B/L clear ⊕
C. Adventitious Sounds NO

Heart : A. Sounds S1 S2 ⊕
B. Murmurs NO

Nervous System

Abdomen : A. Liver NPD
B. Spleen NPD
C. Piles NO
D. Any Lump NAD

A. Higher Function :
B. Cranial Nerves :
C. Sensory System : (N)
D. Motor System :
E. Jerks :

General : A. Hernia } Hydrocele 8x 4999
B. Hydrocele } NAD
C. Varicocele }

Breast : Rt _____ Lt. _____

CANDIDATE'S DECLARATION

I hereby solemnly declare that I am not suffering from Asthma, Hypertension, Diabetes, Occult Psychological disorders or any other ailment which can be suppressed without my voluntary declaration.

Date :



Signature

Place : Secunderabad

Note : General Physical Examination and Investigation included in the health check-up Have certain limitations and may not be able to detect all latent and asymptomatic diseases. Any new symptoms developing after the health check-up or persisting thereafter should be brought to the attention of the treating physician.



PARKLINE DIAGNOSTICS PVT. LTD.

L.G. 3, 4 & 5, Bhuvana Towers, S.D. Road, Secunderabad - 500 003. Tel : +91 40-2784 5852, 6649 1787, 7995421787, 7093445852, Fax : +91 40 2784 7864 Email parklinediagnostics@gmail.com www.parklinediagnostics.com



NABL Accredited
Certificate No.MC-2566

ENT CONSULTATION

S.No. 2850582

Emp.No.

Date 25/2/20

Name Mr. Mohan Kumar
Sampath Kumar

Age 51 Yrs

Sex M/F

EARS :

Right

Left

EAC : Patent, no Cerumen. - ob.

TM : Intact, pearly white. - ob.

TFT : Cone of light (+)
Romberg's +ve
Weber's - Central

NOSE

: Septum (N). Bil. D'sy, mucosa (N). PWS - (N), non-tender

THROAT

: Oropharynx (N). Bil. U. C's & A. moving
Aerobicity h:1

NECK

: (N)

IMPRESSION:

Ear & Clinically NAD

Dr. D. Hari Krishna Reddy
MS (ENT)
Head & Neck Surgeon
Reg. No: 88379

Name: Sampath Kumar Sex: M Age: 51

chief complaint: General check-up. Date 25/2/23

Rx

Oral Examination:-

* calculus + stains +

Adv. oral prophylaxis


(Dr. Sowmya)



PARKLINE DIAGNOSTICS PVT. LTD.

L.G. 3, 4 & 5, Bhuvana Towers, Sarojini Devi Road, Secunderabad - 500 003 Tel : 040 - 4203 8139, 2784 5852
7995421787, 7093445852 Email : parklinediagnostics@gmail.com www.parklinediagnostics.com

TEST REPORT


Name : **MR.THOTAKURI SAMPATH KUMAR [96335]** TID/SID : UMR1044234/
Age / Gender : 51 Years / Male Registered on : 25-Feb-2023 / 08:24 AM
Ref.By : - Collected on : 25-Feb-2023 / 08:27 AM
Req.No :  Reported on : 25-Feb-2023 / 10:36 AM
Reference : Medi Wheel
BIL2850587

DEPARTMENT OF CARDIOLOGY 2D Echo/Doppler Study

Mitral Valve	Normal
Aortic valve	Normal
Tricuspid valve	Normal
Pulmonary valve	Normal
Aorta	2.7 cm
Left Atrium	2.84 cm
Left Ventricle	LVDd: 4.3 cm IVSd : 1.1 cm EF: 58 % LVDs: 2.6 cm LVPwd: 0.9 cm FS: 39 %
RWMA	Nil
Right Atrium	Normal
Right Ventricle	Normal
Pulmonary Artery	Normal
IAS	Intact
IVS	Intact
Pericardium	Normal
Svc / Ivc	Normal
Intracardiac Masses	Nil
Doppler Study	Mitral flow: E: 0.5 m/sec A: 0.4 m/sec Aortic flow : 0.9 m/sec Pulmonary flow : 0.8 m/sec
Colour Doppler	No MR / AR / TR / PR
Conclusion	No RWMA. Normal valves/ Normal chambers. No MR/ AR/ TR / PR Good LV/ RV function.LVEF 58 % No PE/ clot/ vegetation. No diastolic dysfunction.

* Sample processed at Parkline

--- End Of Report ---


Dr. PRASHANT. P
DM. Cardiology
Reg.No.1848

Page 1 of 2



PARKLINE DIAGNOSTICS PVT. LTD.

L.G. 3, 4 & 5, Bhuvana Towers, Sarojini Devi Road, Secunderabad - 500 003 Tel : 040 - 4203 8139, 2784 5852
7995421787, 7093445852 Email : parklinediagnostics@gmail.com www.parklinediagnostics.com

TEST REPORT

Name	: Mr . THOTAKURI SAMPATH KUMAR [96335	TID	: UMR1044234
Age / Gender	: 51 Years / Male	Registered on	: 25-Feb-2023 08:24 AM
Ref.By	:	Reported On	: 25-Feb-2023 11:14 AM
Req. No	: BIL2850587	Reference	: Medi Wheel

DEPARTMENT OF ULTRASOUND Ultrasound Whole Abdomen

LIVER : 12.9 cms. Normal in size and mild increased echotexture. Rounded minimal hypoechoic sol anterior segment of right lobe of liver 0.9 x 0.5 cms. Oval shaped isoechoic sol medial segment of left lobe segment IV B measuring 5.5 x 4.7 cms. Another oval shaped slightly echogenic sol with few central hypoechoic areas is seen in segment IV A/lateral segment of left lobe of liver measuring 2.3 x 2.1 cms.
No IHBD /CBD dilatation. Portal vein is normal in size.

SPLEEN : 8.5 cms. Normal in size and echotexture. No focal lesion seen.

GALL BLADDER : Well distended. No sludge / gall stones / sol.
Gall bladder -Wall thickness is normal.
No pericholecystic oedema.

PANCREAS : Normal in size and echotexture.No calcification / sol.
Pancreatic duct is normal. No peripancreatic fluid collection.

RIGHT KIDNEY : 9.9 x 3.6 cms.
Normal in size and echotexture.
Cortical thickness is normal.
No evidence of calculi / sol.
Pelvi calyceal system is normal.

LEFT KIDNEY : 10.6 x 4.0 cms.
Normal in size and echotexture.
Cortical thickness is normal.
No evidence of calculi / sol.
Pelvi calyceal system is normal.

URINARY BLADDER : Well distended. Normal ii contour.
Wall thickness is normal. No calculus / sol.

PROSTATE : Measuring 3.3 x 2.8 x 2.6 cms(Vol: 13.4 cc). Normal in size and echotexture.
No calcification / sol.
No pre or para aortic adenopathy / ascites noted.

IMPRESSION : S/o Mild fatty liver.

Hepatic space occupying lesions - Anterior segment of right lobe of liver.

Medial segment of left lobe of liver segment IVB and segment IV A / lateral segment of left lobe.

? Haemangiomas.

Clinical correlation. MRI if necessary for further evaluation.


Dr. D.J. MOHAN
MD DMRD
(Reg No. 8995)
Consultant Radiologist



PARKLINE DIAGNOSTICS PVT. LTD.

L.G. 3, 4 & 5, Bhuvana Towers, Sarojini Devi Road, Secunderabad - 500 003 Tel : 040 - 4203 8139, 2784 5852
7995421787, 7093445852 Email : parklinediagnostics@gmail.com www.parklinediagnostics.com

TEST REPORT

Name : Mr . THOTAKURI SAMPATH KUMAR [96335
Age / Gender : 51 Years / Male
Ref.By :
Req. No : BIL2850587

TID : UMR1044234
Registered on : 25-Feb-2023 08:24 AM
Reported On : 25-Feb-2023 03:48 PM
Reference : Medi Wheel

X-RAY CHEST PA VIEW

Lung fields appears clear.


Cardia appears normal.

Hila appears normal.

C P angles appears clear.

Bony cage appears normal.

Soft tissues appears normal.


Dr. Syed Wasim Ul Haq
MD Radiodiagnosis
Regd.No. 68775
Consultant Radiologist

HR : 59 bpm
P : 100 ms
PR : 143 ms
QRS : 72 ms
QT/QTc : 385/384 ms
P/QRS/T : 33/9/0 °
RV5/SV1 : 1.211/0.986 mV

Diagnosis Information:
Sinus Bradycardia

Sinus Brady Cardia


DR. PRASHANT. P
DM. Cardiology
Reg.No.1848

Report Confirmed by:

