

INDRA DIAGNOSTIC CENTRE

Add: Kamla Nehru Road, Old Katra, Prayagraj

Ph: 9235447965, 0532-2548257

CIN : U85110DL2003PLC308206

Patient Name	: Mrs. GAURI KUMARI-90574	Registered On	: 26/Nov/2022 12:34:23
Age/Gender	: 30 Y 7 M 13 D /F	Collected	: N/A
UHID/MR NO	: ALDP.0000083279	Received	: N/A
Visit ID	: ALDP0262232223	Reported	: 26/Nov/2022 16:54:32
Ref Doctor	: Dr. Mediwheel - Arcofemi Health Care Ltd.	Status	: Final Report

DEPARTMENT OF CARDIOLOGY-ECG

MEDIWHEEL BANK OF BARODA MALE & FEMALE BELOW 40 YRS

ECG / EKG *

1. Machnism, Rhythm	Sinus, Regular
2. Atrial Rate	72 /mt
3. Ventricular Rate	72 /mt
4. P - Wave	Normal
5. P R Interval	Normal
6. Q R S	
Axis :	Normal
R/S Ratio :	Normal
Configuration :	Normal
7. Q T c Interval	Normal
8. S - T Segment	Normal
9. T - Wave	Normal

FINAL IMPRESSION

ECG Within Normal Limits: Sinus Rhythm, Normal Axis. Please correlate clinically.




Dr. R K VERMA
MBBS, PGDGM

INDRA DIAGNOSTIC CENTRE

Add: Kamla Nehru Road, Old Katra, Prayagraj

Ph: 9235447965, 0532-2548257

CIN : U85110DL2003PLC308206

Patient Name	: Mrs.GAURI KUMARI-90574	Registered On	: 26/Nov/2022 12:34:21
Age/Gender	: 30 Y 7 M 13 D /F	Collected	: 26/Nov/2022 12:59:08
UHID/MR NO	: ALDP.0000083279	Received	: 26/Nov/2022 13:13:06
Visit ID	: ALDP0262232223	Reported	: 26/Nov/2022 18:23:55
Ref Doctor	: Dr.Mediwheel - Arcofemi Health Care Ltd.	Status	: Final Report

DEPARTMENT OF HAEMATOLOGY


MEDIWHEEL BANK OF BARODA MALE & FEMALE BELOW 40 YRS

Test Name	Result	Unit	Bio. Ref. Interval	Method
-----------	--------	------	--------------------	--------

Blood Group (ABO & Rh typing) * , Blood

Blood Group	A
Rh (Anti-D)	POSITIVE




Dr. Anupam Singh
M.B.B.S, M.D. (Pathology)

INDRA DIAGNOSTIC CENTRE

Add: Kamla Nehru Road, Old Katra, Prayagraj

Ph: 9235447965, 0532-2548257

CIN : U85110DL2003PLC308206

Patient Name	: Mrs. GAURI KUMARI-90574	Registered On	: 26/Nov/2022 12:34:21
Age/Gender	: 30 Y 7 M 13 D /F	Collected	: 26/Nov/2022 12:59:08
UHID/MR NO	: ALDP.0000083279	Received	: 27/Nov/2022 10:55:00
Visit ID	: ALDPO262232223	Reported	: 27/Nov/2022 13:14:18
Ref Doctor	: Dr. Mediwheel - Arcofemi Health Care Ltd.	Status	: Final Report

DEPARTMENT OF HAEMATOLOGY

MEDIWHEEL BANK OF BARODA MALE & FEMALE BELOW 40 YRS

Test Name	Result	Unit	Bio. Ref. Interval	Method
Complete Blood Count (CBC) ** , Whole Blood				
Haemoglobin	11.70	g/dl	1 Day- 14.5-22.5 g/dl 1 Wk- 13.5-19.5 g/dl 1 Mo- 10.0-18.0 g/dl 3-6 Mo- 9.5-13.5 g/dl 0.5-2 Yr- 10.5-13.5 g/dl 2-6 Yr- 11.5-15.5 g/dl 6-12 Yr- 11.5-15.5 g/dl 12-18 Yr 13.0-16.0 g/dl Male- 13.5-17.5 g/dl Female- 12.0-15.5 g/dl	
TLC (WBC)	2,000.00	/Cu mm	4000-10000	ELECTRONIC IMPEDANCE
DLC				
Polymorphs (Neutrophils)	46.00	%	55-70	ELECTRONIC IMPEDANCE
Lymphocytes	43.00	%	25-40	ELECTRONIC IMPEDANCE
Monocytes	8.00	%	3-5	ELECTRONIC IMPEDANCE
Eosinophils	3.00	%	1-6	ELECTRONIC IMPEDANCE
Basophils	0.00	%	< 1	ELECTRONIC IMPEDANCE
ESR				
Observed	28.00	Mm for 1st hr.		
Corrected	16.00	Mm for 1st hr.	< 20	
PCV (HCT)	36.00	%	40-54	
Platelet count				
Platelet Count	1.50	LACS/cu mm	1.5-4.0	ELECTRONIC IMPEDANCE/MICROSCOPIC
PDW (Platelet Distribution width)	15.80	fL	9-17	ELECTRONIC IMPEDANCE
P-LCR (Platelet Large Cell Ratio)	64.50	%	35-60	ELECTRONIC IMPEDANCE
PCT (Platelet Hematocrit)	0.15	%	0.108-0.282	ELECTRONIC IMPEDANCE
MPV (Mean Platelet Volume)	15.60	fL	6.5-12.0	ELECTRONIC IMPEDANCE
RBC Count				
RBC Count	4.16	Mill./cu mm	3.7-5.0	ELECTRONIC IMPEDANCE
Blood Indices (MCV, MCH, MCHC)				
MCV	95.70	fl	80-100	CALCULATED PARAMETER
MCH	28.10	pg	28-35	CALCULATED PARAMETER
MCHC	29.40	%	30-38	CALCULATED PARAMETER

INDRA DIAGNOSTIC CENTRE

Add: Kamla Nehru Road, Old Katra, Prayagraj

Ph: 9235447965, 0532-2548257

CIN : U85110DL2003PLC308206


Patient Name	: Mrs. GAURI KUMARI-90574	Registered On	: 26/Nov/2022 12:34:21
Age/Gender	: 30 Y 7 M 13 D /F	Collected	: 26/Nov/2022 12:59:08
UHID/MR NO	: ALDP.0000083279	Received	: 27/Nov/2022 10:55:00
Visit ID	: ALDPO262232223	Reported	: 27/Nov/2022 13:14:18
Ref Doctor	: Dr. Mediwheel - Arcofemi Health Care Ltd.	Status	: Final Report

DEPARTMENT OF HAEMATOLOGY

MEDIWHEEL BANK OF BARODA MALE & FEMALE BELOW 40 YRS

Test Name	Result	Unit	Bio. Ref. Interval	Method
RDW-CV	15.80	%	11-16	ELECTRONIC IMPEDANCE
RDW-SD	54.00	fL	35-60	ELECTRONIC IMPEDANCE
Absolute Neutrophils Count	920.00	/cu mm	3000-7000	
Absolute Eosinophils Count (AEC)	60.00	/cu mm	40-440	




Dr. Shoaib Irfan (MBBS, MD, PDCC)

INDRA DIAGNOSTIC CENTRE

Add: Kamla Nehru Road, Old Katra, Prayagraj

Ph: 9235447965, 0532-2548257

CIN : U85110DL2003PLC308206

Patient Name	: Mrs. GAURI KUMARI-90574	Registered On	: 26/Nov/2022 12:34:22
Age/Gender	: 30 Y 7 M 13 D /F	Collected	: 26/Nov/2022 12:59:08
UHID/MR NO	: ALDP.0000083279	Received	: 26/Nov/2022 13:13:06
Visit ID	: ALDPO262232223	Reported	: 26/Nov/2022 13:42:54
Ref Doctor	: Dr. Mediwheel - Arcofemi Health Care Ltd.	Status	: Final Report

DEPARTMENT OF BIOCHEMISTRY

MEDIWHEEL BANK OF BARODA MALE & FEMALE BELOW 40 YRS

Test Name	Result	Unit	Bio. Ref. Interval	Method
-----------	--------	------	--------------------	--------


GLUCOSE FASTING * , Plasma

Glucose Fasting	70.30	mg/dl	< 100 Normal 100-125 Pre-diabetes ≥ 126 Diabetes	GOD POD
-----------------	-------	-------	--	---------

Interpretation:

- Kindly correlate clinically with intake of hypoglycemic agents, drug dosage variations and other drug interactions.
- A negative test result only shows that the person does not have diabetes at the time of testing. It does not mean that the person will never get diabetes in future, which is why an Annual Health Check up is essential.
- I.G.T = Impaired Glucose Tolerance.




Dr. Anupam Singh
M.B.B.S, M.D. (Pathology)

INDRA DIAGNOSTIC CENTRE

Add: Kamla Nehru Road, Old Katra, Prayagraj

Ph: 9235447965, 0532-2548257

CIN : U85110DL2003PLC308206

Patient Name	: Mrs.GAURI KUMARI-90574	Registered On	: 26/Nov/2022 12:34:23
Age/Gender	: 30 Y 7 M 13 D /F	Collected	: 26/Nov/2022 12:59:08
UHID/MR NO	: ALDP.0000083279	Received	: 27/Nov/2022 13:08:06
Visit ID	: ALDPO262232223	Reported	: 27/Nov/2022 15:27:35
Ref Doctor	: Dr.Mediwheel - Arcofemi Health Care Ltd.	Status	: Final Report

DEPARTMENT OF BIOCHEMISTRY

MEDIWHEEL BANK OF BARODA MALE & FEMALE BELOW 40 YRS

Test Name	Result	Unit	Bio. Ref. Interval	Method
-----------	--------	------	--------------------	--------

GLYCOSYLATED HAEMOGLOBIN (HBA1C) **, EDTA BLOOD

Glycosylated Haemoglobin (HbA1c)	5.30	% NGSP		HPLC (NGSP)
Glycosylated Haemoglobin (HbA1c)	34.00	mmol/mol/IFCC		
Estimated Average Glucose (eAG)	105	mg/dl		

Interpretation:

NOTE:-

- eAG is directly related to A1c.
- An A1c of 7% -the goal for most people with diabetes-is the equivalent of an eAG of 154 mg/dl.
- eAG may help facilitate a better understanding of actual daily control helping you and your health care provider to make necessary changes to your diet and physical activity to improve overall diabetes management.

The following ranges may be used for interpretation of results. However, factors such as duration of diabetes, adherence to therapy and the age of the patient should also be considered in assessing the degree of blood glucose control.

Haemoglobin A1C (%)NGSP	mmol/mol / IFCC Unit	eAG (mg/dl)	Degree of Glucose Control Unit
> 8	>63.9	>183	Action Suggested*
7-8	53.0 -63.9	154-183	Fair Control
< 7	<63.9	<154	Goal**
6-7	42.1 -63.9	126-154	Near-normal glycemia
< 6%	<42.1	<126	Non-diabetic level

*High risk of developing long term complications such as Retinopathy, Nephropathy, Neuropathy, Cardiopathy, etc.

**Some danger of hypoglycemic reaction in Type 1diabetics. Some glucose intolerant individuals and "subclinical" diabetics may demonstrate HbA1C levels in this area.

N.B. : Test carried out on Automated G8 90 SL TOSOH HPLC Analyser.

Clinical Implications:

*Values are frequently increased in persons with poorly controlled or newly diagnosed diabetes.

*With optimal control, the HbA 1c moves toward normal levels.

*A diabetic patient who recently comes under good control may still show higher concentrations of glycosylated hemoglobin. This level declines gradually over several months as nearly normal glycosylated *Increases in glycosylated hemoglobin occur in the following non-diabetic conditions: a. Iron-deficiency anemia b. Splenectomy

INDRA DIAGNOSTIC CENTRE

Add: Kamla Nehru Road, Old Katra, Prayagraj

Ph: 9235447965, 0532-2548257

CIN : U85110DL2003PLC308206

Patient Name	: Mrs. GAURI KUMARI-90574	Registered On	: 26/Nov/2022 12:34:23
Age/Gender	: 30 Y 7 M 13 D /F	Collected	: 26/Nov/2022 12:59:08
UHID/MR NO	: ALDP.0000083279	Received	: 27/Nov/2022 13:08:06
Visit ID	: ALDPO262232223	Reported	: 27/Nov/2022 15:27:35
Ref Doctor	: Dr. Mediwheel - Arcofemi Health Care Ltd.	Status	: Final Report

DEPARTMENT OF BIOCHEMISTRY

MEDIWHEEL BANK OF BARODA MALE & FEMALE BELOW 40 YRS

Test Name	Result	Unit	Bio. Ref. Interval	Method
-----------	--------	------	--------------------	--------


c. Alcohol toxicity d. Lead toxicity

*Decreases in A 1c occur in the following non-diabetic conditions: a. Hemolytic anemia b. chronic blood loss

*Pregnancy d. chronic renal failure. Interfering Factors:

*Presence of Hb F and H causes falsely elevated values. 2. Presence of Hb S, C, E, D, G, and Lepore (autosomal recessive mutation resulting in a hemoglobinopathy) causes falsely decreased values.




Dr. Anupam Singh
M.B.B.S, M.D. (Pathology)

INDRA DIAGNOSTIC CENTRE

Add: Kamla Nehru Road, Old Katra, Prayagraj

Ph: 9235447965, 0532-2548257

CIN : U85110DL2003PLC308206

Patient Name	: Mrs.GAURI KUMARI-90574	Registered On	: 26/Nov/2022 12:34:23
Age/Gender	: 30 Y 7 M 13 D /F	Collected	: 26/Nov/2022 12:59:08
UHID/MR NO	: ALDP.0000083279	Received	: 26/Nov/2022 13:13:06
Visit ID	: ALDP0262232223	Reported	: 26/Nov/2022 13:42:51
Ref Doctor	: Dr.Mediwheel - Arcofemi Health Care Ltd.	Status	: Final Report

DEPARTMENT OF BIOCHEMISTRY

MEDIWHEEL BANK OF BARODA MALE & FEMALE BELOW 40 YRS

Test Name	Result	Unit	Bio. Ref. Interval	Method
BUN (Blood Urea Nitrogen) * <i>Sample:Serum</i>	7.52	mg/dL	7.0-23.0	CALCULATED
Creatinine * <i>Sample:Serum</i>	1.00	mg/dl	Serum 0.7-1.3 Spot Urine-Male- 20-275 Female-20-320	MODIFIED JAFFES
Uric Acid * <i>Sample:Serum</i>	3.12	mg/dl	2.5-6.0	URICASE
LFT (WITH GAMMA GT) * , Serum				
SGOT / Aspartate Aminotransferase (AST)	35.80	U/L	< 35	IFCC WITHOUT P5P
SGPT / Alanine Aminotransferase (ALT)	31.80	U/L	< 40	IFCC WITHOUT P5P
Gamma GT (GGT)	15.60	IU/L	11-50	OPTIMIZED SZAZING
Protein	6.10	gm/dl	6.2-8.0	BIRUET
Albumin	4.00	gm/dl	3.8-5.4	B.C.G.
Globulin	2.10	gm/dl	1.8-3.6	CALCULATED
A:G Ratio	1.90		1.1-2.0	CALCULATED
Alkaline Phosphatase (Total)	49.10	U/L	42.0-165.0	IFCC METHOD
Bilirubin (Total)	0.30	mg/dl	0.3-1.2	JENDRASSIK & GROF
Bilirubin (Direct)	0.20	mg/dl	< 0.30	JENDRASSIK & GROF
Bilirubin (Indirect)	0.10	mg/dl	< 0.8	JENDRASSIK & GROF
LIPID PROFILE (MINI) * , Serum				
Cholesterol (Total)	103.00	mg/dl	<200 Desirable 200-239 Borderline High > 240 High	CHOD-PAP
HDL Cholesterol (Good Cholesterol)	27.40	mg/dl	30-70	DIRECT ENZYMATIC
LDL Cholesterol (Bad Cholesterol)	64	mg/dl	< 100 Optimal 100-129 Nr. Optimal/Above Optimal 130-159 Borderline High 160-189 High > 190 Very High	CALCULATED
VLDL	12.06	mg/dl	10-33	CALCULATED
Triglycerides	60.30	mg/dl	< 150 Normal 150-199 Borderline High 200-499 High	GPO-PAP

INDRA DIAGNOSTIC CENTRE

Add: Kamla Nehru Road, Old Katra, Prayagraj

Ph: 9235447965, 0532-2548257

CIN : U85110DL2003PLC308206

Patient Name	: Mrs.GAURI KUMARI-90574	Registered On	: 26/Nov/2022 12:34:23
Age/Gender	: 30 Y 7 M 13 D /F	Collected	: 26/Nov/2022 12:59:08
UHID/MR NO	: ALDP.0000083279	Received	: 26/Nov/2022 13:13:06
Visit ID	: ALDP0262232223	Reported	: 26/Nov/2022 13:42:51
Ref Doctor	: Dr.Mediwheel - Arcofemi Health Care Ltd.	Status	: Final Report


DEPARTMENT OF BIOCHEMISTRY

MEDIWHEEL BANK OF BARODA MALE & FEMALE BELOW 40 YRS

Test Name	Result	Unit	Bio. Ref. Interval	Method
-----------	--------	------	--------------------	--------

>500 Very High




Dr. Anupam Singh
M.B.B.S, M.D. (Pathology)

INDRA DIAGNOSTIC CENTRE

Add: Kamla Nehru Road, Old Katra, Prayagraj

Ph: 9235447965, 0532-2548257

CIN : U85110DL2003PLC308206

Patient Name	: Mrs. GAURI KUMARI-90574	Registered On	: 26/Nov/2022 12:34:22
Age/Gender	: 30 Y 7 M 13 D /F	Collected	: 26/Nov/2022 12:59:08
UHID/MR NO	: ALDP.0000083279	Received	: 26/Nov/2022 13:13:06
Visit ID	: ALDP0262232223	Reported	: 26/Nov/2022 15:08:28
Ref Doctor	: Dr. Mediwheel - Arcofemi Health Care Ltd.	Status	: Final Report

DEPARTMENT OF CLINICAL PATHOLOGY

MEDIWHEEL BANK OF BARODA MALE & FEMALE BELOW 40 YRS

Test Name	Result	Unit	Bio. Ref. Interval	Method
-----------	--------	------	--------------------	--------

URINE EXAMINATION, ROUTINE * , Urine

Color	PALE YELLOW			
Specific Gravity	1.020			
Reaction PH	Acidic (5.0)			DIPSTICK
Protein	ABSENT	mg %	< 10 Absent 10-40 (+) 40-200 (++) 200-500 (+++) > 500 (++++)	DIPSTICK
Sugar	ABSENT	gms%	< 0.5 (+) 0.5-1.0 (++) 1-2 (+++) > 2 (++++)	DIPSTICK
Ketone	ABSENT	mg/dl	0.2-2.81	BIOCHEMISTRY
Bile Salts	ABSENT			
Bile Pigments	ABSENT			
Urobilinogen(1:20 dilution)	ABSENT			
Microscopic Examination:				
Epithelial cells	0-2/h.p.f			MICROSCOPIC EXAMINATION
Pus cells	0-2/h.p.f			
RBCs	ABSENT			MICROSCOPIC EXAMINATION
Cast	ABSENT			
Crystals	ABSENT			MICROSCOPIC EXAMINATION
Others	ABSENT			

Urine Microscopy is done on centrifuged urine sediment.

SUGAR, FASTING STAGE * , Urine

Sugar, Fasting stage	ABSENT	gms%
----------------------	--------	------

Interpretation:

(+)	< 0.5
(++)	0.5-1.0
(+++)	1-2

INDRA DIAGNOSTIC CENTRE

Add: Kamla Nehru Road, Old Katra, Prayagraj

Ph: 9235447965, 0532-2548257

CIN : U85110DL2003PLC308206

Patient Name	: Mrs.GAURI KUMARI-90574	Registered On	: 26/Nov/2022 12:34:22
Age/Gender	: 30 Y 7 M 13 D /F	Collected	: 26/Nov/2022 12:59:08
UHID/MR NO	: ALDP.0000083279	Received	: 26/Nov/2022 13:13:06
Visit ID	: ALDP0262232223	Reported	: 26/Nov/2022 15:08:28
Ref Doctor	: Dr.Mediwheel - Arcofemi Health Care Ltd.	Status	: Final Report


DEPARTMENT OF CLINICAL PATHOLOGY

MEDIWHEEL BANK OF BARODA MALE & FEMALE BELOW 40 YRS

Test Name	Result	Unit	Bio. Ref. Interval	Method
-----------	--------	------	--------------------	--------

(+++++) > 2




Dr. Anupam Singh
M.B.B.S, M.D. (Pathology)

INDRA DIAGNOSTIC CENTRE

Add: Kamla Nehru Road, Old Katra, Prayagraj

Ph: 9235447965, 0532-2548257

CIN : U85110DL2003PLC308206

Patient Name	: Mrs.GAURI KUMARI-90574	Registered On	: 26/Nov/2022 12:34:23
Age/Gender	: 30 Y 7 M 13 D /F	Collected	: 26/Nov/2022 12:59:08
UHID/MR NO	: ALDP.0000083279	Received	: 27/Nov/2022 10:14:54
Visit ID	: ALDPO262232223	Reported	: 27/Nov/2022 11:53:01
Ref Doctor	: Dr.Mediwheel - Arcofemi Health Care Ltd.	Status	: Final Report

DEPARTMENT OF IMMUNOLOGY

MEDIWHEEL BANK OF BARODA MALE & FEMALE BELOW 40 YRS

Test Name	Result	Unit	Bio. Ref. Interval	Method
-----------	--------	------	--------------------	--------

THYROID PROFILE - TOTAL ** , Serum

T3, Total (tri-iodothyronine)	124.52	ng/dl	84.61–201.7	CLIA
T4, Total (Thyroxine)	9.60	ug/dl	3.2-12.6	CLIA
TSH (Thyroid Stimulating Hormone)	2.41	μIU/mL	0.27 - 5.5	CLIA

Interpretation:

0.3-4.5	μIU/mL	First Trimester
0.5-4.6	μIU/mL	Second Trimester
0.8-5.2	μIU/mL	Third Trimester
0.5-8.9	μIU/mL	Adults 55-87 Years
0.7-27	μIU/mL	Premature 28-36 Week
2.3-13.2	μIU/mL	Cord Blood > 37Week
0.7-64	μIU/mL	Child(21 wk - 20 Yrs.)
1-39	μIU/mL	Child 0-4 Days
1.7-9.1	μIU/mL	Child 2-20 Week

1) Patients having low T3 and T4 levels but high TSH levels suffer from primary hypothyroidism, cretinism, juvenile myxedema or autoimmune disorders.

2) Patients having high T3 and T4 levels but low TSH levels suffer from Grave's disease, toxic adenoma or sub-acute thyroiditis.

3) Patients having either low or normal T3 and T4 levels but low TSH values suffer from iodine deficiency or secondary hypothyroidism.

4) Patients having high T3 and T4 levels but normal TSH levels may suffer from toxic multinodular goiter. This condition is mostly a symptomatic and may cause transient hyperthyroidism but no persistent symptoms.


5) Patients with high or normal T3 and T4 levels and low or normal TSH levels suffer either from T3 toxicosis or T4 toxicosis respectively.

6) In patients with non thyroidal illness abnormal test results are not necessarily indicative of thyroidism but may be due to adaptation to the catabolic state and may revert to normal when the patient recovers.

7) There are many drugs for eg. Glucocorticoids, Dopamine, Lithium, Iodides, Oral radiographic dyes, etc. which may affect the thyroid function tests.

8) Generally when total T3 and total T4 results are indecisive then Free T3 and Free T4 tests are recommended for further confirmation along with TSH levels.




Dr. Anupam Singh
M.B.B.S, M.D. (Pathology)

INDRA DIAGNOSTIC CENTRE

Add: Kamla Nehru Road, Old Katra, Prayagraj

Ph: 9235447965, 0532-2548257

CIN : U85110DL2003PLC308206

Patient Name	: Mrs.GAURI KUMARI-90574	Registered On	: 26/Nov/2022 12:34:24
Age/Gender	: 30 Y 7 M 13 D /F	Collected	: N/A
UHID/MR NO	: ALDP.0000083279	Received	: N/A
Visit ID	: ALDP0262232223	Reported	: 26/Nov/2022 16:15:23
Ref Doctor	: Dr.Mediwheel - Arcofemi Health Care Ltd.	Status	: Final Report

DEPARTMENT OF X-RAY

MEDIWHEEL BANK OF BARODA MALE & FEMALE BELOW 40 YRS

X-RAY DIGITAL CHEST PA *

X-RAY REPORT

(300 mA COMPUTERISED UNIT SPOT FILM DEVICE)

CHEST P-A VIEW

- Both lung field did not reveal any significant lesion.
- Costo-phrenic angles are bilaterally clear.
- Trachea is central in position.
- Cardiac size & contours are normal.
- Hilar shadows are normal.
- Soft tissue shadow appears normal.
- Bony cage is normal.

Please correlate clinically.



A handwritten signature in black ink, appearing to read 'Raveesh'.

Dr Raveesh Chandra Roy (MD-Radio)

INDRA DIAGNOSTIC CENTRE

Add: Kamla Nehru Road, Old Katra, Prayagraj

Ph: 9235447965, 0532-2548257

CIN : U85110DL2003PLC308206

Patient Name	: Mrs. GAURI KUMARI-90574	Registered On	: 26/Nov/2022 12:34:24
Age/Gender	: 30 Y 7 M 13 D /F	Collected	: N/A
UHID/MR NO	: ALDP.0000083279	Received	: N/A
Visit ID	: ALDP0262232223	Reported	: 26/Nov/2022 14:54:02
Ref Doctor	: Dr. Mediwheel - Arcofemi Health Care Ltd.	Status	: Final Report

DEPARTMENT OF ULTRASOUND

MEDIWHEEL BANK OF BARODA MALE & FEMALE BELOW 40 YRS

ULTRASOUND WHOLE ABDOMEN (UPPER & LOWER) *

LIVER: - Normal in size (12.7 cm), shape and echogenicity. No focal lesion is seen. No intra hepatic biliary radicle dilation seen.

GALL BLADDER :- Well distended, walls are normal. No e/o calculus / focal mass lesion/ pericholecystic fluid.

CBD :- Normal in calibre at porta.

PORTAL VEIN: - Normal in calibre and colour uptake at porta.

PANCREAS: - Head is visualised, normal in size & echopattern. No e/o ductal dilatation or calcification. Rest of pancreas is obscured by bowel gas.

SPLEEN: - Normal in size (10.1 cm), shape and echogenicity.

RIGHT KIDNEY: - Normal in size (10.4 cm), shape and echogenicity. No focal lesion or calculus seen. Pelvicalyceal system is not dilated.

LEFT KIDNEY: - Normal in size (10.3 cm), shape and echogenicity. No focal lesion or calculus seen. Pelvicalyceal system is not dilated.

URINARY BLADDER :- Normal in shape, outline and distension. No e/o wall thickening / calculus.

UTERUS :- Anteverted, and is normal in size. No focal myometrial lesion seen. Endometrium is normal in thickness.

OVARIES :- Bilateral ovaries are normal in size, shape and echogenicity.

Visualized bowel loops are normal in caliber. No para-aortic lymphadenopathy

Free fluid cul de sac.

IMPRESSION : Free fluid cul de sac.

Please correlate clinically.

*** End Of Report ***

(**) Test Performed at Chandan Speciality Lab.



W:
NE EXAMINATION, GLUCOSE PP, SUGAR, PP STAGE


Dr. R K VERMA
MBBS, PGDGM

This report is not for medico legal purpose. If clinical correlation is not established, kindly repeat the test at no additional cost within seven days.

Facilities: Pathology, Bedside Sample Collection, Health Check-ups, Digital X-Ray, ECG (Bedside also), Allergy Testing, Test And Health Check-ups, Ultrasonography, Sonomammography, Bone Mineral Density (BMD), Doppler Studies, 2D Echo, CT Scan, MRI, Blood Bank, TMT, EEG, PFT, OPG, Endoscopy, Digital Mammography, Electromyography (EMG), Nerve Condition Velocity (NCV), Audiometry, Brainstem Evoked Response Audiometry (BERA), Colonoscopy, Ambulance Services, Online Booking Facilities for Diagnostics, Online Report Viewing *
365 Days Open *Facilities Available at Select Location