



# PARKLINE DIAGNOSTICS PVT. LTD.

L.G. 3, 4 & 5, Bhuvana Towers, S.D. Road, Secunderabad - 500 003.  
Tel : +91 40-2784 5852, 6649 1787, 7995421787, 7093445852, Fax : +91 40 2784 7864  
Email parklinediagnostics@gmail.com www.parklinediagnostics.com



NABL Accredited  
Certificate No.MC-25

## MEDICAL EXAMINATION REPORT

Name	Mr. Thotakuri Sampath Kumar		Date:	26/02/2022
Company	O/o: Mediwheel		Reg. No.:	1828991
Contact No.	7386764873		Sex	<input checked="" type="checkbox"/> M <input type="checkbox"/> F
Type	Pre-Emp		Age:	<input type="checkbox"/> 50
	Overseas		Emp. No.:	96335
	Annual	<input checked="" type="checkbox"/>	Height	170 cm
			Weight	71 kg
Remarks	<p>Impaired glucose tolerance (+) Advice follow up.</p> <p>- USG: Grade I fatty liver. Isochoic lesion in (lt) lobe of liver. ? Complex cyst. Advice follow up.</p> <p>- Rest all parameters wnr.</p>			
			<p>DR. PRIYANKA SANNIDHI MBBS Reg. No: 11351</p>	
Fitness Status	Medically Fit / Unfit		Physician's Signature	

# COMPREHENSIVE MEDICAL EXAMINATION REPORT

NAME Mr. THOTAKURI SAMPATH

AGE 50yrs / Mah

MARITAL STATUS married CHILDREN : M  F

IDENTIFICATION (IF ANY) A mole on (R) Pinna.

## PAST HISTORY

Any family H/o : High Blood Pressure, Heart Disease, Tuberculosis, Diabetes, Asthma, Cancer







Any personal H/o Major illness like :

Typhoid.....

CVA  
Lalt

Jaundice.....

pacemaker

Hypertension.....

Viral Hepatitis

Any H/o STD.....

Skin infection.....

NIL

H/o Blood Transfusion.....

NIL

Recent Vaccination.....

COVAXIN 2 Doses

H/o Epilepsy.....

Giddiness.....

NIL

H/o Surgery.....

Appendectomy 1985

Fracture in the past.....

NIL

Any Personal H/O.

Vasectomy 1999, Hydrocele 2001

High Blood Pressure, Heart Disease Tuberculosis, Diabetes, Asthma, Cancer







Drug Abuse, Drug Allergy, Micturition, Bowels, Alcohol, Smoking, Sleep, MC, Wt. Loss/Wt. Gain










Present illness / Medication

- Nil -

## GENERAL EXAMINATION

Conjunctiva :

Skin :

Ears :

Nose :

Throat & Oral Cavity :

NBD

Bone, Joints :

Nutritional Status :

Lymph Nodes :

Edema Feet :

Varicose Veins :

(N)

well nourished.

NPD

NIL

NIL

**Distant Vision : Near Vision :**

Right Eye: 6/6

With glasses / Without glasses

left Eye : 6/6

with glasses / without glasses

Colour Vision : BE normal

Right Eye: 6/6

With glasses / Without glasses

left Eye : 6/6

with glasses / without glasses

**Ophthalmologist's Signature**

*DR. KATTA*  
M.B.B.S., D.O., F.R.C.S.  
19961 (AMC)

**Right Ear**

Hearing : (N)

Rinne's Test ;

Weber Test :

Discharge : NIL

**Left Ear**

(N)

NIL

**SYSTEMIC EXAMINATION**

Pulse : 80 bpm

B.P. : 110/80 mmHg

Lungs : A. Shape of Chest B/C symmetrical  
B. Breath Sounds B/C - clear ⊕  
C. Adventitious Sounds No

Heart : A. Sounds S1, S2 ⊕  
B. Murmurs No murmur

**Nervous System**

Abdomen : A. Liver Hemangioma  
B. Spleen NPD  
C. Piles NIL  
D. Any Lump NIL

A. Higher Function :  
B. Cranial Nerves :  
C. Sensory System :  
D. Motor System :  
E. Jerks :

(2)

General : A. Hernia  
B. Hydrocele  
C. Varicocele ] NPD

Breast : Rt \_\_\_\_\_ Lt. \_\_\_\_\_

## CANDIDATE'S DECLARATION

I hereby solemnly declare that I am not suffering from Asthma, Hypertension, Diabetes, Occult Psychological disorders or any other ailment which can be suppressed without my voluntary declaration.

Date :



\_\_\_\_\_  
Signature

Place :

Note : General Physical Examination and Investigation included in the health check-up  
Have certain limitations and may not be able to detect all latent and asymptomatic diseases.  
Any new symptoms developing after the health check-up or persisting thereafter should be  
brought to the attention of the treating physician.



Name : ..... P. Sampath ..... Sex : ..... M ..... Age : ..... 50 .....

Date : ..... 26/2/22 .....

OPD No : ..... 467 .....

Scint




Oracuna Smart water floss.

Ca<sup>+</sup> Sn<sup>+</sup>

Adv. oral prophylaxis

*Sowmya*

**Smilesss**   
 MULTI SPECIALITY DENTAL CLINIC  
*Smile Confidentially... Not Confidentially...*  
 B.D.S, IMPLANTOLOGIST (USA)  
 1-3-1, Rajamudalliar Street, Kalasiguda,  
 Secunderabad, Cell : 8977910590,




# PARKLINE DIAGNOSTICS PVT. LTD.

L.G. 3, 4 & 5, Bhuvana Towers, Sarojini Devi Road, Secunderabad - 500 003 Tel. +91 40-2784 5852  
6649 1787 Fax : +91 40 2784 7864 Email : parklinediagnostics@gmail.com www.parklinediagnostics.com



NABL Accredited  
Certificate No. MC-2566

## TEST REPORT

Name : Mr . THOTAKURI SAMPATH KUMAR [96335]  
Age / Gender : 50 Years / Male  
Ref.By : Medi Wheel  
Req. No : BIL1828991

TID : UMR0724501  
Registered on : 26-Feb-2022 08:38 AM  
Reported On : 26-Feb-2022 07:10 PM

### DEPARTMENT OF ULTRASOUND Ultrasound Whole Abdomen

**LIVER** : Normal in size ( 13.5 cms ) and increased echotexture,  
Approxiamtely 5.1 x 4.7 cms iso echoic lesion in left lobe of liver.  
No IHBD /CBD dilatation. Portal vein is normal.

**SPLEEN** : Normal in size ( 9.2 cms ) and echotexture. No focal lesion seen.

**GALL BLADDER** : Well distended. No sludge / gall stones / sol.  
Gall bladder - Wall thickness is normal.  
No pericholecystic oedema.

**PANCREAS** : Normal in size and echotexture.No calcification / sol.  
Pancreatic duct is normal. No peripancreatic fluid collection.

**RIGHT KIDNEY** : Measures : 9.1 x 4.2 cms.  
Normal in size and echotexture.  
Cortical thickness is normal.  
No evidence of calculi / sol.  
Pelvi calyceal system is normal.

**LEFT KIDNEY** : Measures : 10.1 x 4.8 cms.  
Normal in size and echotexture.  
Cortical thickness is normal.  
No evidence of calculi / sol.  
Pelvi calyceal system is normal.


**URINARY BLADDER** : Well distended.Normal in contour.  
Wall thickness is normal. No calculus / sol.

**PROSTATE** : Normal in size and echotexture.  
No calcification / sol.  
No ascites noted.

#### IMPRESSION :

- \* Grade I Fatty liver.
- \* Isoechoic lesion in left lobe of liver - ? Complex cyst

Clinical correlation

  
Dr. Nikhil Kumar T  
Consultant Radiologist

The Test marked with\*are not accredited by NABL

Lab Timings (Weekdays) : 7.00 am to 8.30 pm  
Sundays & Holidays : 7.00 am to 1.00 pm

Radiologists Timings (Weekdays) : 7.30 am to 1.30 pm  
& 5.30 pm to 7.45 pm  
Sundays & Holidays : 7.30 am to 9.30 pm

Free Home Visit for Sample Collection.

Call : 7995421787, 7093445852, 8121147282, 9885202212



# PARKLINE DIAGNOSTICS PVT. LTD.

L.G. 3, 4 & 5, Bhavana Towers, Sarojini Devi Road, Secunderabad - 500 003 Tel. +91 40-2784 5852  
6649 1787 Fax :+91 40 2784 7864 Email : parklinediagnostics@gmail.com www.parklinediagnostics.com



NABL Accredited  
Certificate No. MC-2566

## TEST REPORT

Name : Mr. THOTAKURI SAMPATH KUMAR [96335]  
Age / Gender : 50 Years / Male  
Ref.By : Medi Wheel  
Req. No : BIL1828991

TID : UMR0724501  
Registered on : 26-Feb-2022 08:38 AM  
Reported On : 26-Feb-2022 12:35 PM

### DEPARTMENT OF X-RAY X-Ray Chest PA View

Lung fields are clear.

Cardia is normal.

Hila are normal.


C P angles are free.

Elevated right dome of diaphragm.

Bony cage is normal.

Soft tissues are normal.

**Advised : USG Abdomen.**

  
DR. PRAJANTA SUKHADEVE  
DNB RADIOLOGY  
Reg. No. 68493

The Test marked with\*are not accredited by NABL

**Lab Timings (Weekdays) :** 7.00 am to 8.30 pm  
Sundays & Holidays : 7.00 am to 1.00 pm

**Radiologists Timings (Weekdays) :** 9.00 am to 1.30 pm  
& 5.30 pm to 7.45 pm  
Sundays & Holidays : 7.30 am to 9.30 am

Free Home Visit for Sample Collection.

Call : 7995421787, 7093445852, 8121147282, 9885202212



Report Confirmed by:

Diagnosis Information:  
Sinus Rhythm  
\*\*\*Normal ECG\*\*\*

HR : 66 bpm  
P : 99 ms  
PR : 139 ms  
QRS : 70 ms  
QTc : 363/382 ms  
P/QRST : 44/14/16  
RV5/SVI : 1.307/0.897 mV

ID: 1828991  
MR.THOTAKURI SAMPATH KUMAR  
Male 50years

26-07-2022 10:43:44 AM

CARDIART

DR. NAVEEN KUMAR, C  
M.D. (C.C.)  
Consultant Cardiologist  
Reg. No. 52291

NSR  
PVC  
✓

**PATIENT SUMMARY REPORT**

**NE DIAGNOSTICS PVT.LTD**  
: 1828991  
: **MR THOTAKURI SAMPATH KUMAR**  
SEX : 50 / MALE

HEIGHT (cm) : 170  
WEIGHT (kg) : 70  
PROTOCOL : BRUCE

REF. BY : MEDIWHEEL  
DONE BY : DR NAVEEN KUMAR C  
TECHNICIAN : G.M.SURESH

**HEEL**  
On 26-02-2022  
NATRAC

HISTORY :

ATION :

OF TEST : Routine Check Up.

FACTOR : None.

ITY : Very Active.

R INVESTIGATION : E C G

ON FOR TERMINATION : THR ACHIEVED

CISE TOLERANCE : Good (> 10 METS).

CISE INDUCED ARRHYTHMIAS : No.


MO RESPONSE : Normal.

ONO RESPONSE : Normal.

AL IMPRESSION :

IA COMMENTS :

*negative for inducible ischemia*

Confirmed By :   
**Dr. NAVEEN KUMAR .C**  
Signature M.D., D.M.  
Consultant Cardiologist  
Reg. No. 52291

