

REVIVAL DIAGNOSTICS



HEALTH CHECK-UP SUMMARY

Name: Komal Tripathi

Date: 10/12/2022

Email ID:

Sex: FEMALE Age: 29 Years Contact No: 9074341237 Remarks:

Under-weight	-
Normal	-
Over-weight	<input checked="" type="checkbox"/>

i> BMI

Height (in Cm): <u>164</u>	Weight (in Kg): <u>82.</u>	BMI: <u>30.5</u>	Over-weight	<input checked="" type="checkbox"/>
----------------------------	----------------------------	------------------	-------------	-------------------------------------

ii> Blood Pressure & Pulse

114/76 mm/hg
72/min.

If high or low, whether the person is on medication: YES / NO

iii> Blood Tests & Lung Function Remarks

RD
CVS }
CVS

If abnormal, whether the person is on medication: YES / NO

iv> Eye Test Remarks

Eye Test: RT 6/6 LT 6/6

Color Vision:

v> Heart Disease

Whether any specific heart ailment detected (ECG findings):
normal

vi> Any other problems needing attention / Overall Assessment:

NO

Komal Mishra

Patel
Dr. Chirag Patel
M.B.B.S. G-49432

Signature of the Doctor
Revival Diagnostic
401, Aqua Corridor,
B/S. Star Bazar, Surat-395009
Mo. 91062-28601

Laboratory Test Result are Subject to technical limitation and should be clinically correlate for final diagnosis



NAME: Komal Tripathi SEX: F
BIRTHDATE: 19/03/1993 AGE: 29

DEPARTMENT OF OPHTHALMOLOGY

EYE TEST:

1. VISION:

RIGHT EYE - 6/6

LEFT EYE - 6/6

2. COLOR VISION:

RIGHT EYE - (P)

LEFT EYE - (P)

3. FUNDUS:

RIGHT EYE - (P)

LEFT EYE - (P)

REMARKS:

Ⓢ Komal Mishra

Revival Diagnostic
401, Aqua Corridor,
B/s. Star Bazar, Surat-395009
Mo. 91062-28601
Ophthalmologist/Optomtrist

Laboratory Test Result are Subject to technical limitation and should be clinically correlate for final diagnosis



Dental Assessment Form

NAME
AGE

Komal Tripathi
F

DATE
SEX

10/12/2022
F

* CHIEF COMPLAINT

- A CLINICAL FEATURES :- normal
- 1 CAVIES :- NO
- 2 MISSING TOOTH :- (A) upper 1st molar (L) lower 1st molar
- 3 MALOCCLUSION :- (N)
- 4 FILLING :- NO
- B DIAGNOSIS :- normal
- C PERSONAL HISTORY :- Hygienic
- D PROVISIONAL D/G :- normal
- E MEDICAL HISTORY :- NO
- F FINAL D/G :- (N)
- G TREATMENT PLAN :- (N) NO

CLINT SIGN

(A) Komal Mishra

Revival Diagnostic
401, Aqua Corridor, Hazira Road, Adajan Pal, Surat-395009
DOCTOR SIGN
R/s. Star Bazar, Surat-395009
Mo. 91062-28601

Laboratory Test Result are Subject to technical limitation and should be clinically correlate for final diagnosis

4th Floor, Aqua Corridor, Hazira Road, Adajan Pal, Surat-395009.

0261 2747788, 9825947712 revivaldiagnostics.surat@gmail.com www.revivaldiagnostics.com

This medical report is not intended for medico-legal purposes.



Name	KOMAL TRIPATHI	Age/Gender	29Yrs/Female
Reg No.	3896/22	Receipt No	3596
Referred By	BOB - MEDI WHEEL(PKG1000241)	Mode of Payment	CREDIT
Collection Type	CENTER	Collection DateTime	10-Dec-2022 09:56 AM

BLOOD GROUP - 101222151 Released at 10-Dec-2022 11:19 AM

Parameter	Result	Biological Ref.Range	Method
-Blood Group	"A"		
-Rh Factor	POSITIVE		

CBC - 101222149 Released at 10-Dec-2022 11:42 AM

Parameter	Result	Biological Ref.Range	Method
-Haemoglobin	13.9 gm/dL	(12 - 16 gm/dL)	Auto
-RBC Count	5.39 mill/cumm	(4.2 - 5.4 mill/cumm)	Auto
-Total WBC Count	7100 /cumm	(4000 - 10000 /cumm)	Auto
-Platelet Count	2.98 lakh/cumm	(1.5 - 4.5 lakh/cumm)	Auto

Blood Indices

-HCT	45.1 %	(40 - 55 %)	Auto
-MCV	77.0 fl	L (80 - 92 fl)	Auto
-MCH	23.7 pg	L (27 - 31 pg)	Auto
-MCHC	30.8 gm/dL	L (32 - 36 gm/dL)	Auto
-RDW	14.0 %	(11 - 15 %)	Auto

Diff WBC Count

-Polymorphs	52 %	(40 - 80 %)	Microscopically
-Lymphocytes	43 %	H (20 - 40 %)	Microscopically
-Eosinophils	03 %	(1 - 6 %)	Microscopically
-Monocytes	02 %	(2 - 7 %)	Microscopically
-Basophils	00 %	(0 - 1 %)	Microscopically
-PLATELET ON SMEAR	Adequate		Microscopically
-MALARIAL PARASITES	Malarial Parasites Not Detected		Microscopically

[Test performed on Fully Automated Hematology Analyzer ERBA H-360]

Revival Diagnostics
401-Aqua Corridor,
Beside Star Bazar, Adajan,
Surat-395009, Mo. 9825947712

Dr. Shivangi Gandhi
M.B.B.S, M.D (Pathology)

Laboratory Test Result are Subject to technical limitation and should be clinically correlate for final diagnosis

📍 4th Floor, Aqua Corridor, Hazira Road, Adajan Pal, Surat-395009.

☎ 0261 2747788, 9825947712 ✉ revivaldiagnostics.surat@gmail.com 🌐 www.revivaldiagnostics.com

This medical report is not intended for medico-legal purposes.

REVIVAL DIAGNOSTICS



Name	KOMAL TRIPATHI	Age/Gender	29Yrs/Female
Reg No.	3896/22	Receipt No	3596
Referred By	BOB - MEDI WHEEL(PKG10000241)	Mode of Payment	CREDIT
Collection Type	CENTER	Collection DateTime	10-Dec-2022 09:56 AM

ESR - 101222149 Released at 10-Dec-2022 11:28 AM

Parameter	Result	Biological Ref.Range	Method
-E.S.R	07 mm/hr	(3 - 15 mm/hr)	



Revival Diagnostics
401-Aqua Corridor,
Boride Star Bazar, Adajan,
Surat-395009. No. 9825947712

Dr. Shivangi Gandhi
M.B.B.S, M.D (Pathology)

Laboratory Test Result are Subject to technical limitation and should be clinically correlate for final diagnosis

📍 4th Floor, Aqua Corridor, Hazira Road, Adajan Pal, Surat-395009.

☎ 0261 2747788, 9825947712 ✉ revivaldiagnostics.surat@gmail.com 🌐 www.revivaldiagnostics.com

This medical report is not intended for medico-legal purposes.



Name	KOMAL TRIPATHI	Age/Gender	29Yrs/Female
Reg No.	3896/22	Receipt No	3596
Referred By	BOB - MEDI WHEEL(PKG10000241)	Mode of Payment	CREDIT
Collection Type	CENTER	Collection DateTime	10-Dec-2022 09:56 AM

FBS & PPBS - 101222150 Released at 10-Dec-2022 01:40 PM

Parameter	Result	Biological Ref.Range	Method
-Fasting Blood Sugar (FBS)	88 mg/dL	70-100 mg/dl Impaired Tolerance:100-125 Diabetes Mellitus:>=126 (On more than one occasion) (American diabetes association guidelines 2022)	
-Fasting Urine Sugar	Absent		
-Fasting Urine Acetone	Absent		
-PPBS	112 mg/dL	(90 - 140 mg/dL)	
-PP2BS URINE SUGAR	Absent		
-PP2BS URINE ACETONE	Absent		

HBA1C - 101222149 Released at 10-Dec-2022 01:41 PM

Parameter	Result	Biological Ref.Range	Method
-HBA1C	5.2 %	HbA1C Degree of Glucose Control <5.6 % Non Diabetics 5.7 - 6.4 % Prediabetics > =6.5 % Diabetics (REF:Wallace, 11th Edition) REMARKS: 6 - 7 % Excellent Control 7 - 8 % Good Control 8 - 10 % Unsatisfactory Control >10 % Poor Control	Boronate Affinity

-Method[] High Performance Liquid Chromatography (HPLC)

Revival Diagnostics

401-Aqua Corridor,
Beside Star Bazar, Adajan,
Surat-395009. Mo: 9825947712

Dr. Shivangi Gandhi
M.B.B.S, M.D (Pathology)

Laboratory Test Result are Subject to technical limitation and should be clinically correlate for final diagnosis

4th Floor, Aqua Corridor, Hazira Road, Adajan Pal, Surat-395009.

0261 2747788, 9825947712 revivaldiagnostics.surat@gmail.com www.revivaldiagnostics.com

This medical report is not intended for medico-legal purposes.



Name	KOMAL TRIPATHI	Age/Gender	29Yrs/Female
Reg No.	3896/22	Receipt No	3596
Referred By	BOB - MEDI WHEEL(PKG10000241)	Mode of Payment	CREDIT
Collection Type	CENTER	Collection DateTime	10-Dec-2022 09:56 AM

LIVER FUNCTION TEST (LFT) - 101222151 Released at 10-Dec-2022 01:40 PM

Parameter	Result	Biological Ref.Range	Method
-Serum Total Bilirubin	0.4 mg/dL	(0 - 1.3 mg/dL)	Diazo
-Serum Direct Bilirubin	0.2 mg/dL	(0 - 0.4 mg/dL)	Diazo
-Serum Indirect Bilirubin	0.2 mg/dL	(0.1 - 1.3 mg/dL)	Calculated
-Total Protein (TP)	6.4 gm/dL	(6.4 - 8.3 gm/dL)	Biuret
-Albumin (ALB)	4.1 gm/dL	(3.5 - 5.2 gm/dL)	BCG
-Globulin	2.3 gm/dL	(2.3 - 3.6 gm/dL)	Calculated
-A/G Ratio	1.78 gm/dL	(1 - 2.3 gm/dL)	Calculated
-SGPT(ALT)	16 U/L	(5 - 45 U/L)	IFCC, Kinetic without Pyridoxal Phosphate
-SGOT (AST)	18 U/L	(0 - 35 U/L)	IFCC, Without Pyridoxal Phosphate
-Alkaline Phosph.	45 U/L	(42 - 128 U/L)	ALP-AMP
-GGT	17 U/L	(5 - 50 U/L)	Glupa-C

[Test performed on Fully Automated Biochemistry Analyzer ERBA EM200]



Revival Diagnostics
401-Aqua Corridor,
Beside Star Bazar, Adajan,
Surat-395009, Mo. 9825947712
Dr. Shivangi Gandhi
M.B.B.S, M.D (Pathology)

Laboratory Test Result are Subject to technical limitation and should be clinically correlate for final diagnosis



Name	KOMAL TRIPATHI	Age/Gender	29Yrs/Female
Reg No.	3896/22	Receipt No	3596
Referred By	BOB - MEDI WHEEL(PKG10000241)	Mode of Payment	CREDIT
Collection Type	CENTER	Collection DateTime	10-Dec-2022 09:56 AM

Creatinine - 101222151 Released at 10-Dec-2022 01:41 PM

Parameter	Result	Biological Ref.Range	Method
-Creatinine	0.8 mg/dL	(0.6 - 1.14 mg/dL)	ENZYMATIC

BUN - 101222151 Released at 10-Dec-2022 01:41 PM

Parameter	Result	Biological Ref.Range	Method
-Blood Urea Nitrogen (BUN)	10 mg/dL	(6 - 20 mg/dL)	Calculated

Uric Acid - 101222148 Released at 10-Dec-2022 01:41 PM

Parameter	Result	Biological Ref.Range	Method
-Uric Acid	4.1 mg/dL	(3.5 - 7.2 mg/dL)	Uricase-POD

REVIVAL
DIAGNOSTICS

Revival Diagnostics
401-Aqua Corridor,
Beside Star Bazar, Adajan,
Surat-395009. Mo. 9825947712

Dr. Shivangi Gandhi
M.B.B.S, M.D (Pathology)

Laboratory Test Result are Subject to technical limitation and should be clinically correlate for final diagnosis

📍 4th Floor, Aqua Corridor, Hazira Road, Adajan Pal, Surat-395009.

☎ 0261 2747788, 9825947712 ✉ revivaldiagnostics.surat@gmail.com 🌐 www.revivaldiagnostics.com

This medical report is not intended for medico-legal purposes.



Name	KOMAL TRIPATHI	Age/Gender	29Yrs/Female
Reg No.	3896/22	Receipt No	3596
Referred By	BOB - MEDI WHEEL(PKG10000241)	Mode of Payment	CREDIT
Collection Type	CENTER	Collection DateTime	10-Dec-2022 09:56 AM

Lipid Profile - 101222151 Released at 10-Dec-2022 01:41 PM

Parameter	Result	Biological Ref.Range	Method
-Serum Cholesterol	156 mg/dL	Desirable < 200 mg/dl Borderline High : 200-239 mg/dl High : > 240 mg/dl	CHOD-PAP
-Serum Triglyceride	96 mg/dL	Normal < 150 mg/dl Borderline High : 150 - 159 mg/dl High : 200 - 499 mg/dl Very High : 500 mg/dl	GPO-POD Method
-Serum HDLD(Direct)	72 mg/dL	Normal :> 55 mg/dl Borderline : 35-55 mg/dl Undesirable: < 35 mg/dl	PVS-PEGME Precipitation with CHOD-POD
-Serum VLDL	19 mg/dL	(5 - 30 mg/dL)	Calculated
-Serum LDL(Direct)	65 mg/dL	Optimal:< 100 mg/dl Above Optimal : 100- 129 mg/dl Borderline High : 130-159 mg/dl High : > 160-189mg/dl Very High : >190 mg/dl	Calculated
-Chol/HDL	2.17	Low risk: <3.8 Medium Risk: 3.8 to 5.9 High Risk: > 6	Calculated
-LDL/Chol	2.41	Low risk: <3.55 Medium Risk: 3.55 to 4.0 High Risk: > 6	Calculated

[Test performed on Fully Automated Biochemistry Analyzer ERBA EM200]

Revival Diagnostics
401-Aqua Corridor,
Beside Star Bazar, Adajan,
Surat-395009. M. 9825947712

Dr. Shivangi Gandhi
M.B.B.S, M.D (Pathology)

Laboratory Test Result are Subject to technical limitation and should be clinically correlate for final diagnosis

4th Floor, Aqua Corridor, Hazira Road, Adajan Pal, Surat-395009.

0261 2747788, 9825947712 revivaldiagnostics.surat@gmail.com www.revivaldiagnostics.com

This medical report is not intended for medico-legal purposes.



Name	KOMAL TRIPATHI	Age/Gender	29Yrs/Female
Reg No.	3896/22	Receipt No	3596
Referred By	BOB - MEDI WHEEL(PKG10000241)	Mode of Payment	CREDIT
Collection Type	CENTER	Collection DateTime	10-Dec-2022 09:56 AM

Urine Routine & Micro Examination - 101222153 Released at 10-Dec-2022 12:30 PM

Parameter	Result	Biological Ref.Range	Method
Physical Examination			
-Quantity	30		Manual
-Colour	Pale Yellow	Pale Yellow	Manual
-Appearance	Clear	Clear	Manual
-Reaction (pH)	Acidic		Dipstick
-Specific Gravity	1.030		Dipstick
Chemical Examination			
-Proteins.	Absent		Dipstick
-Sugar	Absent		Dipstick
-Acetone.	Absent		Dipstick
-Bile Salts	Absent	Absent	Dipstick
-Bile Pigments	Absent	Absent	Dipstick
-Occult Blood Test (OBT).	Negative		Dipstick
Microscopic Examination			
-Pus Cells	2-3		Microscopically
-Red Blood Cells	Absent		Microscopically
-Epithelial Cells	1-2		Microscopically
-Bacteria.	Absent		Microscopically
-Crystals	Absent	Absent	Microscopically
-Others	NIL	Absent	Microscopic Examination

Revival Diagnostics
 4th Floor, Aqua Corridor,
 Beside Star Bazar, Adajan,
 Surat-395009. Mo: 9825947712
Dr. Shivangi Gandhi
M.B.B.S, M.D (Pathology)

Laboratory Test Result are Subject to technical limitation and should be clinically correlate for final diagnosis

📍 4th Floor, Aqua Corridor, Hazira Road, Adajan Pal, Surat-395009.

☎ 0261 2747788, 9825947712 ✉ revivaldiagnostics.surat@gmail.com 🌐 www.revivaldiagnostics.com

This medical report is not intended for medico-legal purposes.



Name	KOMAL TRIPATHI	Age/Gender	29Yrs/Female
Reg No.	3896/22	Receipt No	3596
Referred By	BOB - MEDI WHEEL(PKG10000241)	Mode of Payment	CREDIT
Collection Type	CENTER	Collection DateTime	10-Dec-2022 09:56 AM

Stool Examination - 101222152 Released at 10-Dec-2022 01:43 PM

Parameter	Result	Biological Ref.Range	Method
-Consistency.	Semi-Solid		Manual

Physical Examination

-Colour..	Brown		Manual
-Mucus..	Absent		Manual
-Pus..	Absent		Manual
-Blood..	Absent		Manual

Chemical Examination

-Occult Blood..	Absent		
-Reducing Substance..	Absent		

Microscopic Examination

-Ova..	Absent		
-Cysts..	Absent		
-Trophozoites..	Absent		
-Larva..	Absent		
-Red Blood Cells..	Absent		
-Macrophage cells..	Absent		
-Vegetable Cells..	Absent		
-Crystals..	Absent		
-Fat..	Absent		
-Bacteria..	Absent		
-Darting Motility..	Not Seen		

Revival Diagnostics
401-Aqua Corridor,
Beside Star Bazar, Adajan,
Surat-395009. Mp. 9825947712
Dr. Shivangi Gandhi
M.B.B.S, M.D (Pathology)

Laboratory Test Result are Subject to technical limitation and should be clinically correlate for final diagnosis

📍 4th Floor, Aqua Corridor, Hazira Road, Adajan Pal, Surat-395009.

☎ 0261 2747788, 9825947712 ✉ revivaldiagnostics.surat@gmail.com 🌐 www.revivaldiagnostics.com

This medical report is not intended for medico-legal purposes.



Name	KOMAL TRIPATHI	Age/Gender	29Yrs/Female
Reg No.	3896/22	Receipt No	3596
Referred By	BOB - MEDI WHEEL(PKG10000241)	Mode of Payment	CREDIT
Collection Type	CENTER	Collection DateTime	10-Dec-2022 09:56 AM

Total T3 T4 TSH - 101222151 Released at 10-Dec-2022 01:41 PM

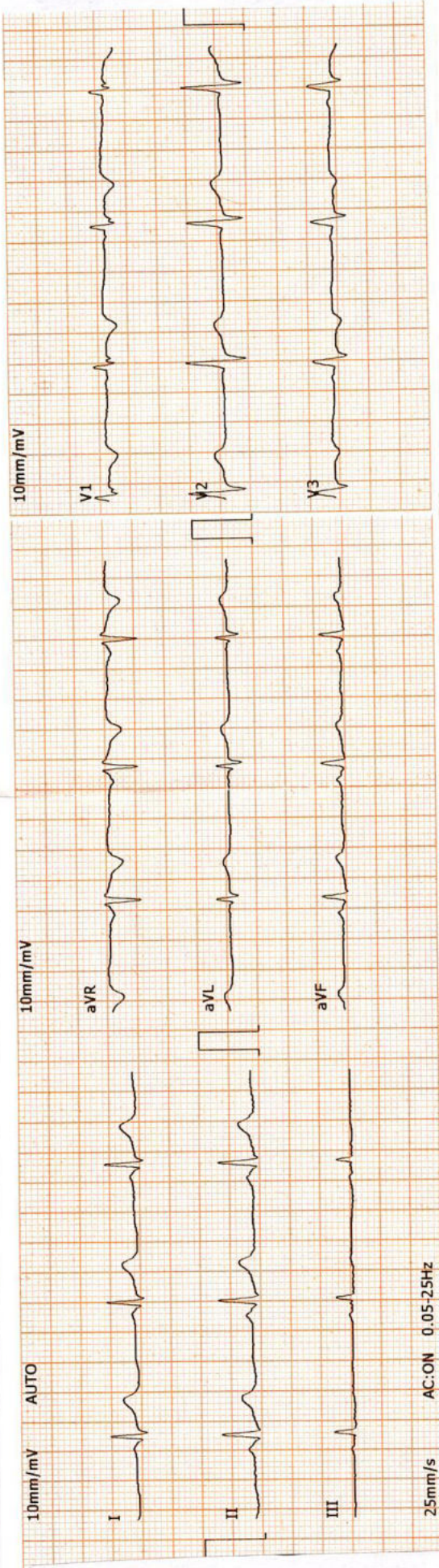
Parameter	Result	Biological Ref.Range	Method
-Total T3	1.01 ng/ml	(0.87 - 1.78 ng/ml)	Fluorescence Enzyme Immunoassay
-Total T4	6.10 ug/dl	(4.6 - 11 ug/dl)	Fluorescence Enzyme Immunoassay
-TSH	3.37 uIU/ml	0.50 - 5.50 uIU/ml 5.5 to 15 uIU/ml - Suggested Clinical co-relation or Repeat test with new sample as physiological factors can give falsely high TSH Above 15uIU/ml Hypothyroid PREGNANT WOMEN normal ranges for TSH: 1st Trimester : 0.0878 - 2.8293 uIU/ml 2nd Trimester : 0.1998 - 2.7915 uIU/ml 3rd Trimester : 0.307 - 2.9028 uIU/ml Ref: TIETZ Fundamentals of Clinical Chemistry	Fluorescence Enzyme Immunoassay

[Test performed on Fully Automated Immunology Analyzer Maglumi-600]

Revival Diagnostics

401-Aqua Corridor,
Beside Star Bazar, Adajan,
Surat-395007 Mo. 9825947712
Dr. Shivangi Gandhi
M.B.B.S, M.D (Pathology)

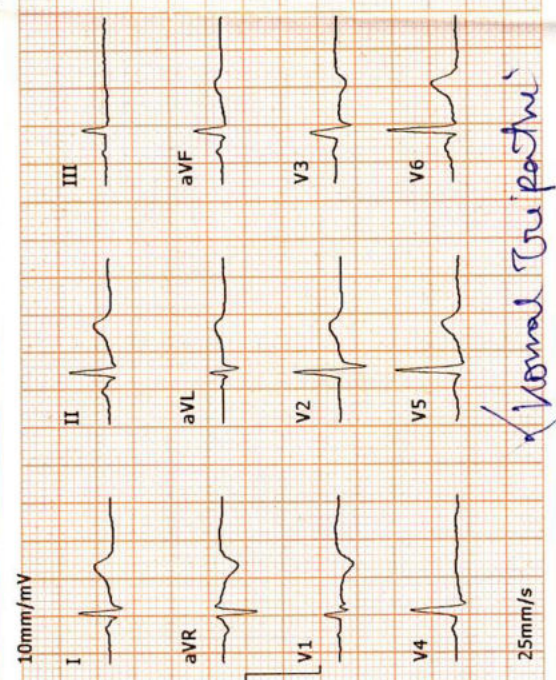
Laboratory Test Result are Subject to technical limitation and should be clinically correlate for final diagnosis



2022-12-10 9:26:29	ID: 00003762
ID Card: _____	Gender: Female
Name: KOMAL	Height(cm): 164
Age: 29	BP(mmHg): /
Weight(Kg): 82	
HR:bpm	67
P-R:ms	106
Q-R-S:ms	140
QT/QTc:ms	420/443
P/QRS/T AXES:deg	60/76/60
RV5/SV1:mV	0.75/0.11
RV5+SV1:mV	0.86

*The result must be confirmed by doctor!

Report Confirmed by: _____



Komal Gupta

DR. ADITI PATEL
 M.B.B.S., D. CARDIOMUM
 CLINICAL CARDIOLOGIST
 REG.NO.G-42901

Revival Diagnostic
 401, Aquifer Road,
 B/s. Star Bazar, Phone: 395009
 Mo. 91062-28601

REVIVAL

DIAGNOSTICS



Name	KOMAL TRIPATHI	Age/Gender	29Yrs/Female
Reg No.	3896/22	Receipt No	3596
Referred By	BOB - MEDI WHEEL(PKG10000241)	Mode of Payment	CREDIT
Collection Type	CENTER	Collection DateTime	10-Dec-2022 09:49 AM

ECG

- REPORT :

1. The rhythm is sinus.
2. Heart rate is 67 beats per minute.
3. Normal P,QRS,T wave axis.
4. Normal PR,QRS,Q.T. Duration.
5. No pathological q wave or ST-T changes seen.
6. No evidence of chamber hypertrophy or enlargement seen.

IMPRESSION : ECG WITHIN NORMAL LIMITS

Revival Diagnostic
401, Aqua Corridor,
B/s. Star Bazar, Surat-395009
Mo. 91062-28601

DR. ADITI PATEL
M.B.B.S., D. CARD (MUM)
CLINICAL CARDIOLOGIST
REG.NO.G-42901

Signature

REVIVAL
DIAGNOSTICS

Laboratory Test Result are Subject to technical limitation and should be clinically correlate for final diagnosis

4th Floor, Aqua Corridor, Hazira Road, Adajan Pal, Surat-395009.

0261 2747788, 9825947712 revivaldiagnostics.surat@gmail.com www.revivaldiagnostics.com

This medical report is not intended for medico-legal purposes.



REVIVAL DIAGNOSTICS

4TH FLOOR, AQUA CORRIDOE, NEAR STAR BAZAR, ADAJAN- 395009, SURAT

4597/KOMAL TRIPATHI 29 Yrs/Female 82 Kg/164 Cms

Date: 10-Dec-2022 12:03:43 PM

Ref.By : MEDI WHEEL

Summary

Protocol : BRUCE

Objective : FOR TESTING PURPOSE ONLY.

Stage	StageTime (Min:Sec)	PhaseTime (Min:Sec)	Speed (kmph)	Grade (%)	METS	H.R. (bpm)	B.P. (mmHg)	R.P.P. x100	PVC	Comments
Supine					1.0	103	114/76	117	-	
Standing					1.0	85	114/76	96	-	
HV					1.0	96	114/76	109	-	
ExStart					1.0	94	114/76	107	-	
Stage 1	3:00	3:01	2.7	10.0	4.6	121	114/76	137	-	
Stage 2	3:00	6:01	4.0	12.0	7.0	146	123/80	179	-	
PeakEX	0:30	6:31	5.5	14.0	7.6	172	123/80	211	-	
Recovery	1:00		0.0	0.0	1.1	134	123/80	164	-	
Recovery	2:00		0.0	0.0	1.0	124	130/80	161	-	
Recovery	3:00		0.0	0.0	1.0	108	120/80	129	-	
Recovery	3:03		0.0	0.0	1.0	123	110/80	135	-	

Medication : NIL

History : NIL

Test End Reason : Test Complete

Findings :

The patient exercised according to BRUCE for 6:31, achieving a work level of Max METS:7.6. Resting heart rate initially 103 bpm, rose to a max. heart rate of 172 bpm which represents 90% of maximum age predicted heart rate. Resting blood pressure 114/76 mmHg. rose to a maximum blood pressure of 123/80 mmHg. The exercise stress test was stopped due to Test Complete

Parameters :

Exercise Time : 6:31 minutes

Max HR attained : 172 bpm 90% of Max Predictable HR 191

Max BP : 123/80(mmHg)

WorkLoad attained : 7.6 (Fair Effort Tolerance)

NOsignificant ST segment changes noted during exercise or recovery.

NOAngina/Arrhythmia/S3/murmur

Final Impression : Test is negative for inducible ischaemia.

Advice/Comments:

Revival Diagnostic

401, Aqua Corridor,
B/s Star Bazar, Surat-395009
No. 91062-28901

DR. ADITI PATEL
M.B.B.S., D. CARD (M/M)
CLINICAL CARDIOLOGIST
REG.NO.G-42901

45977/KOMAL TRIPATHI
29 Yrs/Female
82 Kg/164 Cms
Date: 10-Dec-2022 12:03:43 PM

HR: 86 bpm
METS: 1.0
BP: 114/76

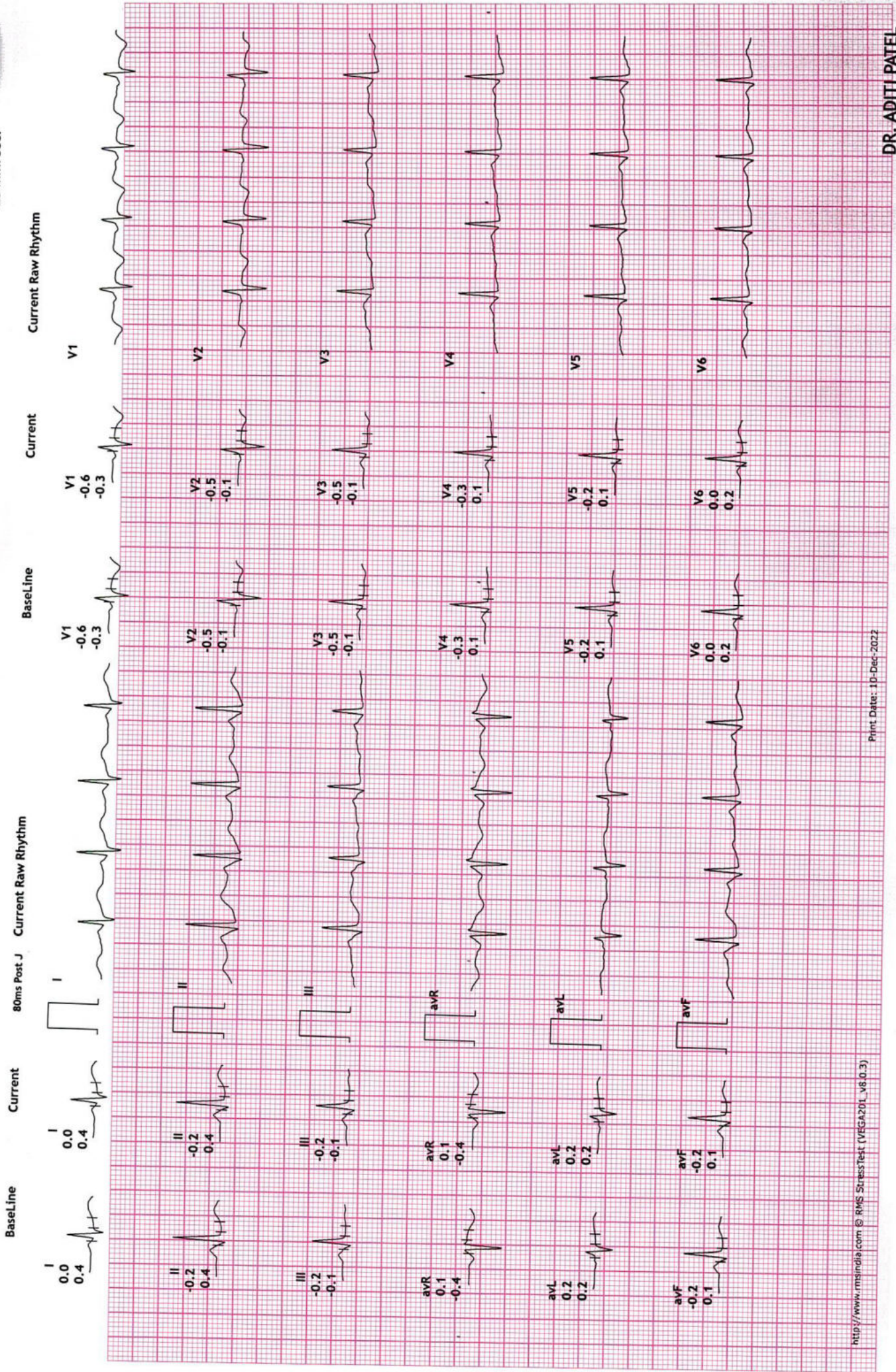
MPHR:45% of 191
Speed: 0.0 kmph
Grade: 0.0%

12 Lead + Comparison

Raw ECG
BRUCE
(1.0-100)Hz

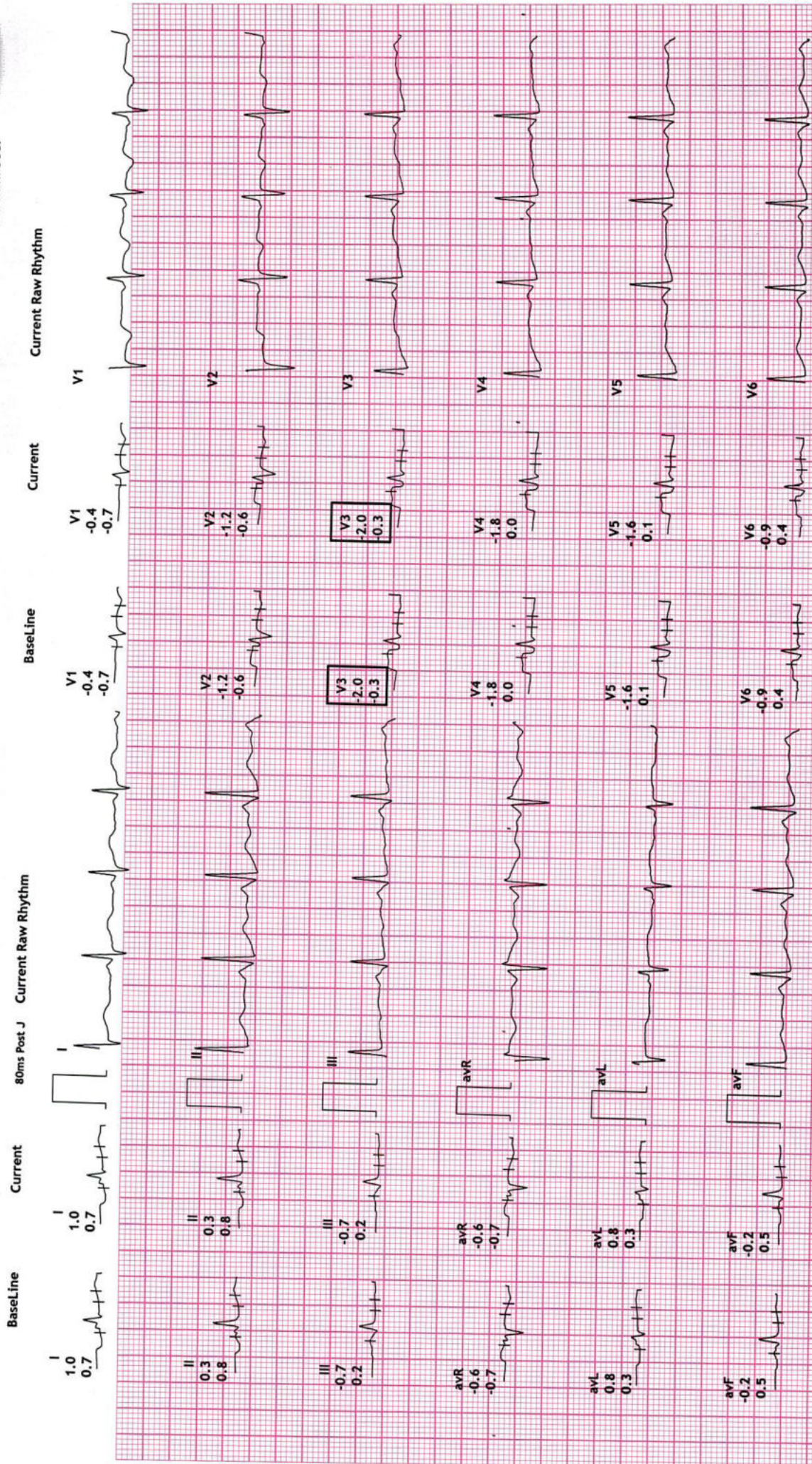
Ex Time 00:31
BLC :On
Notch :On

SUPINE
10.0 mm/mV
25 mm/Sec.





12 Lead + Comparison



4597/KOMAL TRIPATHI
29 Yrs/Female
82 Kg/164 Cms
Date: 10-Dec-2022 12:03:43 PM

HR: 98 bpm
METS: 1.0
BP: 114/76

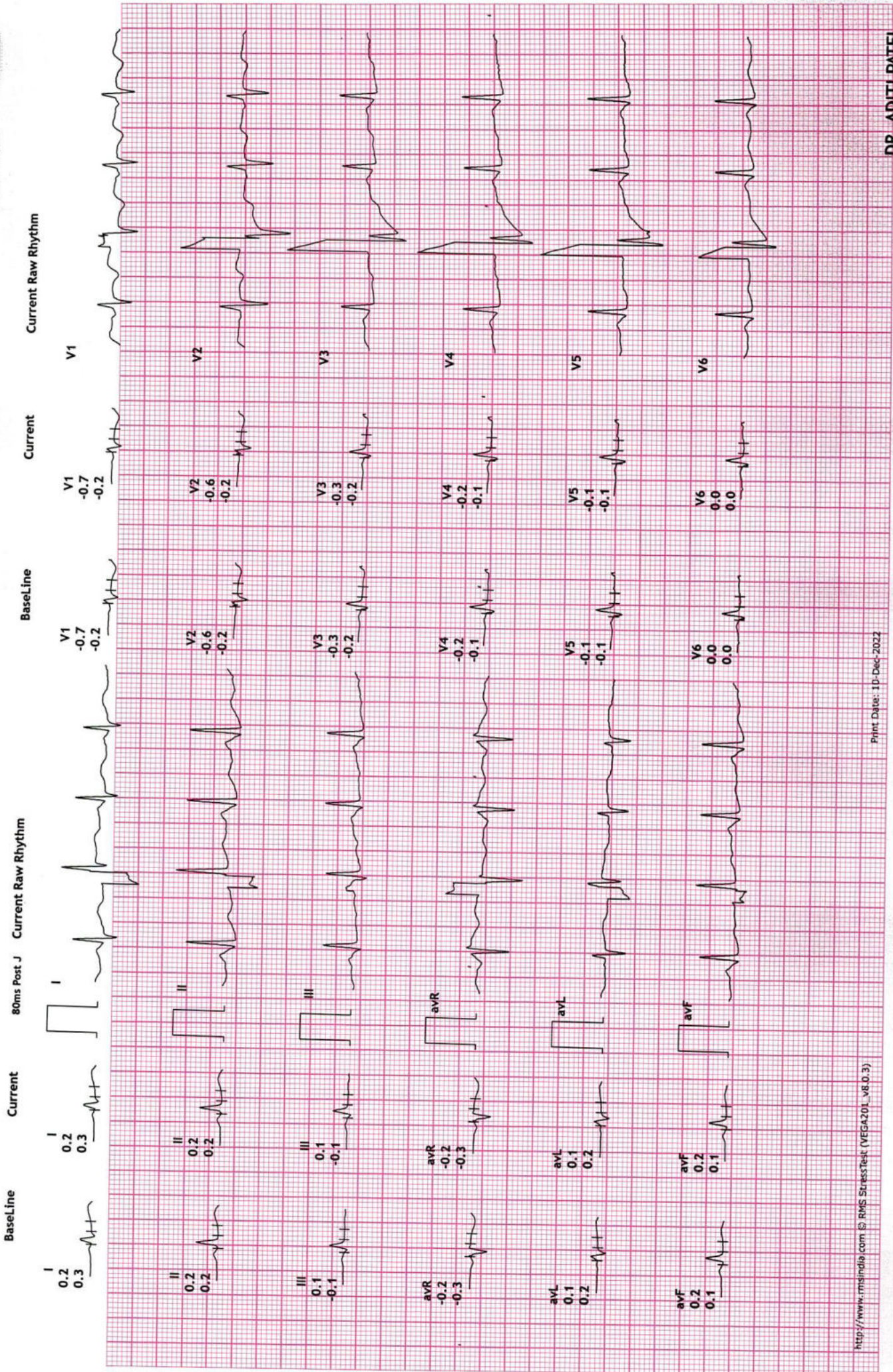
MPHR:51% of 191
Speed: 0.0 kmph
Grade: 0.0%

12 Lead + Comparison

Raw ECG
BRUCE
(1.0-100)HZ

Ex Time 00:52
BLC :On
Notch :On

HV
10.0 mm/mV
25 mm/Sec.





12 Lead + Comparison

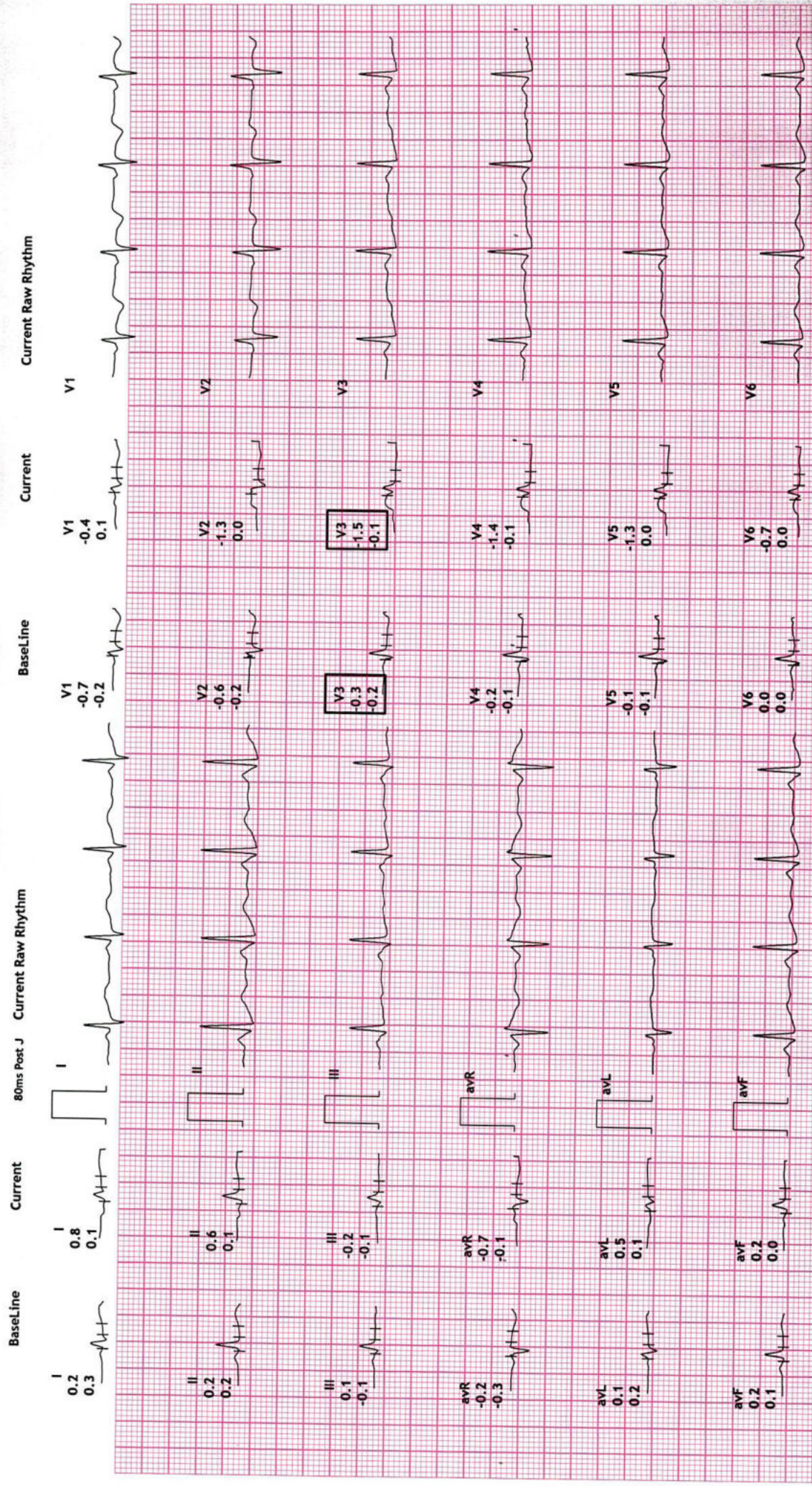
REVIVAL DIAGNOSTICS
 4TH FLOOR, AQUA CORRIDOE, NEAR STAR BAZAR, ADAJAN- 395009, SURAT
 4597/KOMAL TRIPATHI
 29 Yrs/Female
 82 Kg/164 Cms
 Date: 10-Dec-2022 12:03:43 PM

HR: 95 bpm
 METS: 1.0
 BP: 114/76

MPHR: 49% of 191
 Speed: 0.0 kmph
 Grade: 0.0%

Raw ECG
 BRUCE
 (1.0-100)Hz

ExStrt
 10.0 mm/mV
 25 mm/Sec.





Stage 1 (03:00
10.0 mm/mV
25 mm/Sec.

Ex Time 03:00
BLC :On
Notch :On

12 Lead + Comparison

4TH FLOOR, AQUA CORRIDOE, NEAR STAR BAZAR, ADAJAN- 395009, SURAT

MPHR:63% of 191
Speed: 2.7 kmph
Grade: 10.0%

HR: 121 bpm
METS: 4.6
BP: 114/76

29 Yrs/Female
82 Kg/164 Cms
Date: 10-Dec-2022 12:03:43 PM

Raw ECG
BRUCE
(1.0-100)Hz

Current Raw Rhythm

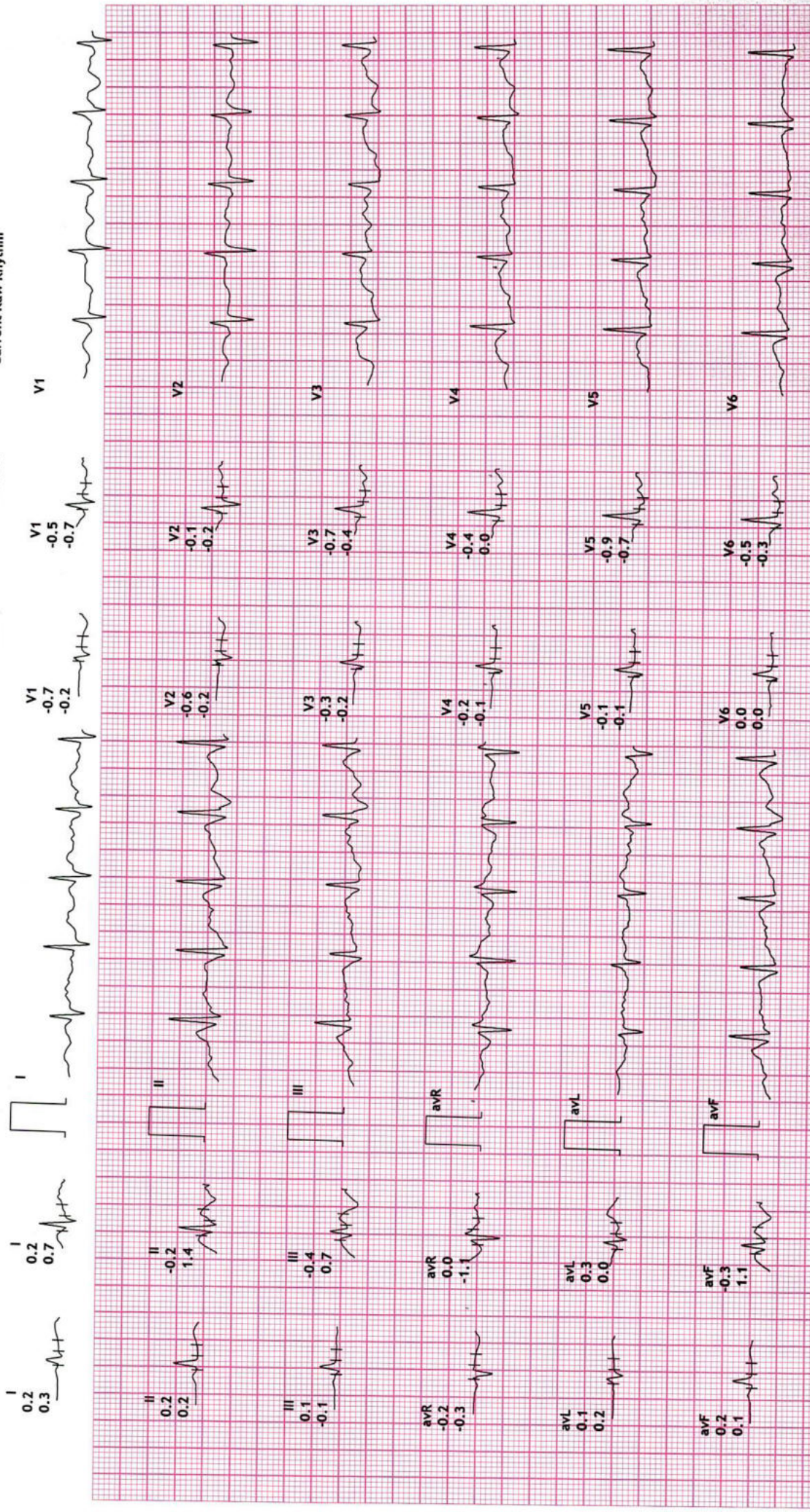
Current

BaseLine

80ms Post J Current Raw Rhythm

Current

BaseLine



REVIVAL DIAGNOSTICS

4TH FLOOR, AQUA CORRIDOE, NEAR STAR BAZAR, ADAJAN- 395009, SURAT

4597/KOMAL TRIPATHI

29 Yrs/Female

82 Kg/164 Cms

Date: 10-Dec-2022 12:03:43 PM

HR: 146 bpm

METS: 7.0

BP: 123/80

MPHR: 76% of 191

Speed: 4.0 kmph

Grade: 12.0%

12 Lead + Comparison

Raw ECG

BRUCE

(1.0-100)HZ

Ex Time 06:00

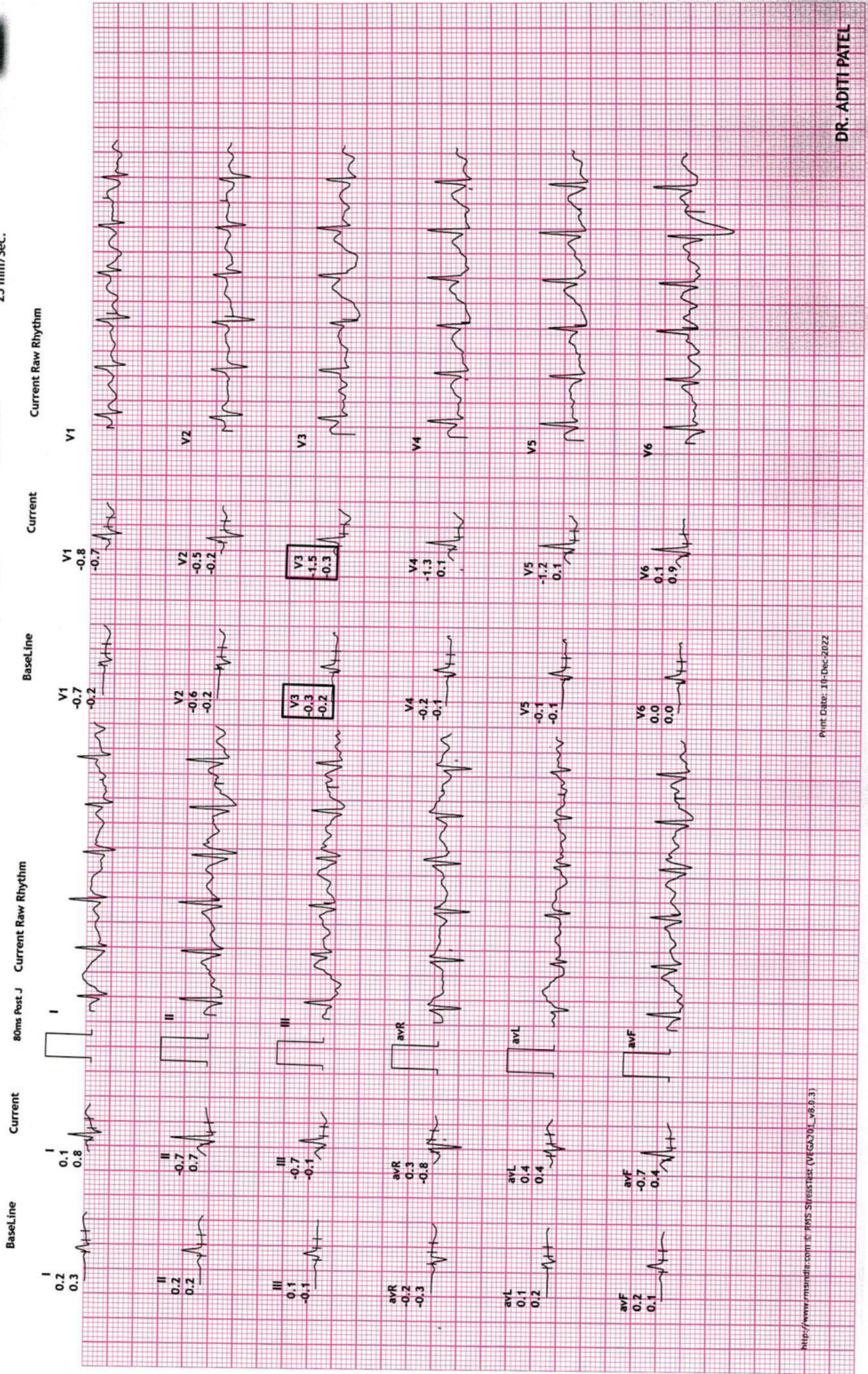
BLC :On

Notch :On

BRUCE: Stage 2(3:00)

10.0 mm/mV

25 mm/Sec.





REVIVAL DIAGNOSTICS

4TH FLOOR, AQUA CORRIDOE, NEAR STAR BAZAR, ADAJAN- 395009, SURAT

4597/KOMAL TRIPATHI
29 Yrs/Female
82 Kg/164 Cms

Date: 10-Dec-2022 12:03:43 PM

HR: 172 bpm
METs: 7.6
BP: 123/80

MPHR: 90% of 191
Speed: 5.5 kmph
Grade: 14.0%

Raw ECG
BRUCE
(1.0-100)Hz

Ex Time 06:30
BLC :On
Notch :On

PeakEx
10.0 mm/mV
25 mm/Sec.

12 Lead + Comparison

Current Raw Rhythm

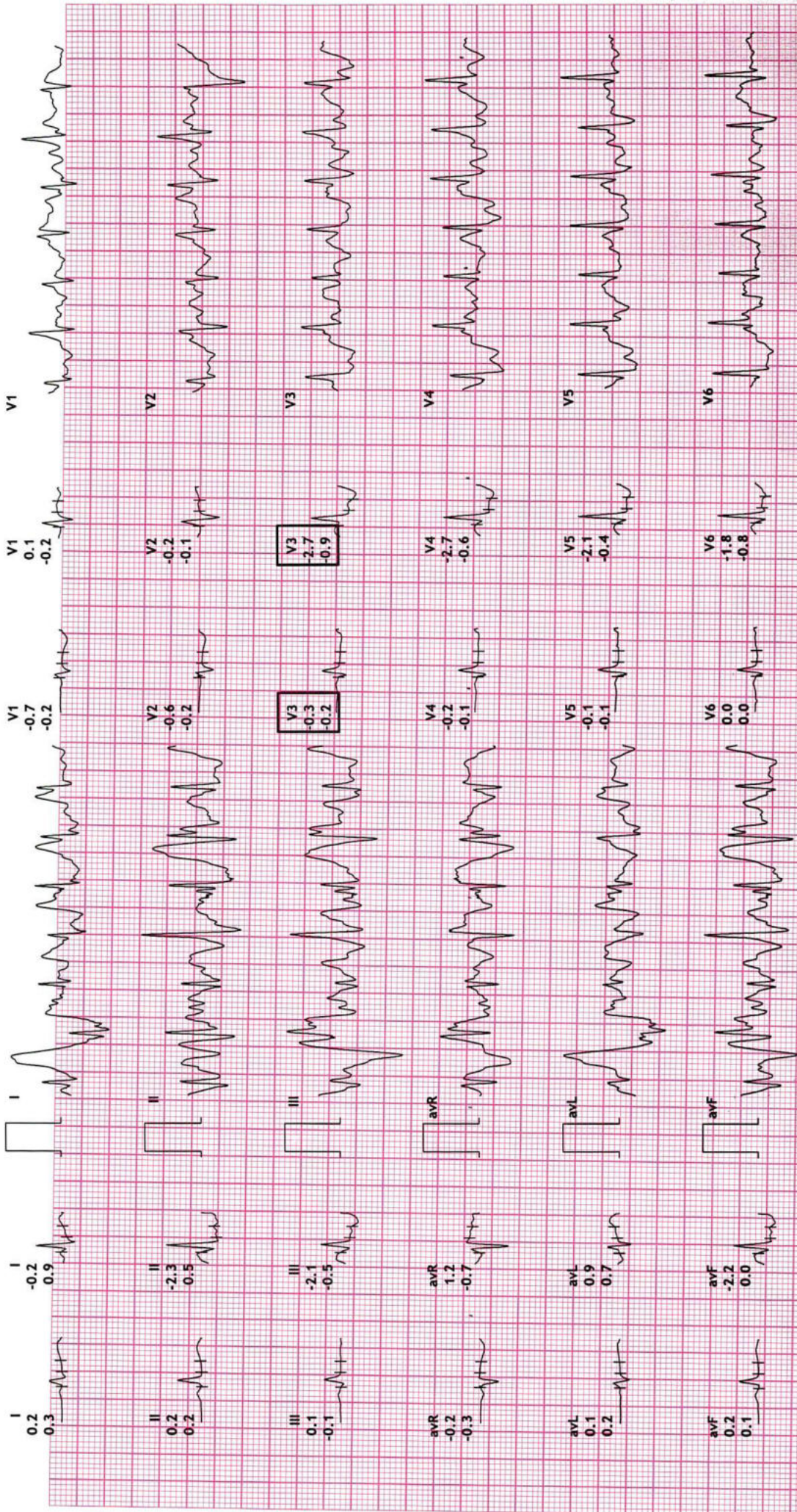
Current

BaseLine

80ms Post J Current Raw Rhythm

Current

BaseLine



REVIVAL DIAGNOSTICS

4TH FLOOR, AQUA CORRIDOE, NEAR STAR BAZAR, ADAJAN- 395009, SURAT

45977/KOMAL TRIPATHI

29 Yrs/Female

82 Kg/164 Cms

Date: 10-Dec-2022 12:03:43 PM

HR: 134 bpm

METS: 1.0

BP: 123/80

MPHR: 70% of 191

Speed: 0.0 kmph

Grade: 0.0%

12 Lead + Comparison

Raw ECG

BRUCE

(1.0-100)HZ

Ex Time 06:30

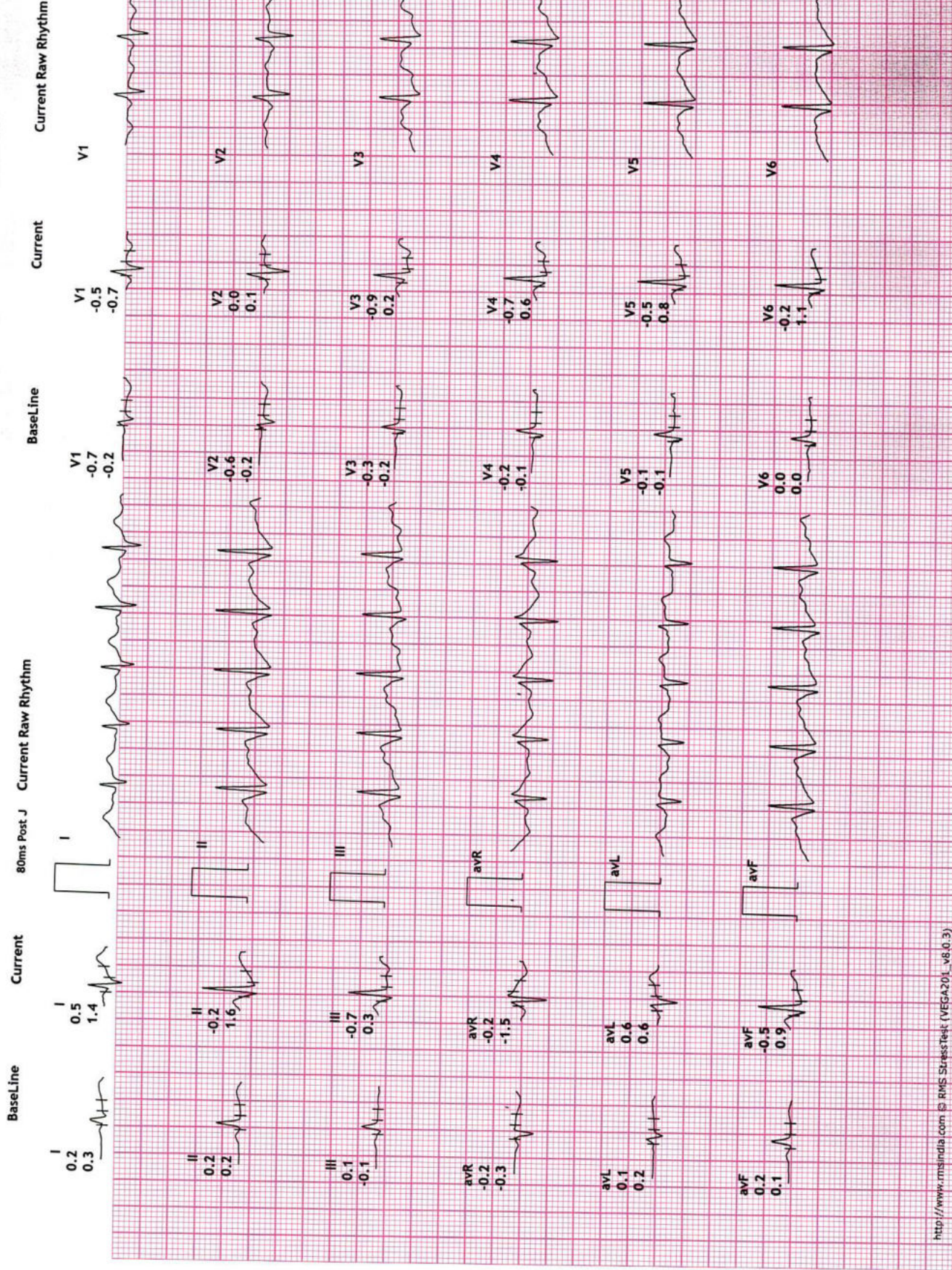
BLC : On

Notch : On

Recovery : (01

10.0 mm/mV

25 mm/Sec.



REVIVAL DIAGNOSTICS

4TH FLOOR, AQUA CORRIDOE, NEAR STAR BAZAR, ADAJAN- 395009, SURAT

4597/KOMAL TRIPATHI

29 Yrs/Female

82 Kg/164 Cms

Date: 10-Dec-2022 12:03:43 PM

HR: 124 bpm

METS: 1.0

BP: 130/80

MPHR: 64% of 191

Speed: 0.0 kmph

Grade: 0.0%

12 Lead + Comparison

Raw ECG

BRUCE

(1.0-100)Hz

Ex Time 06:30

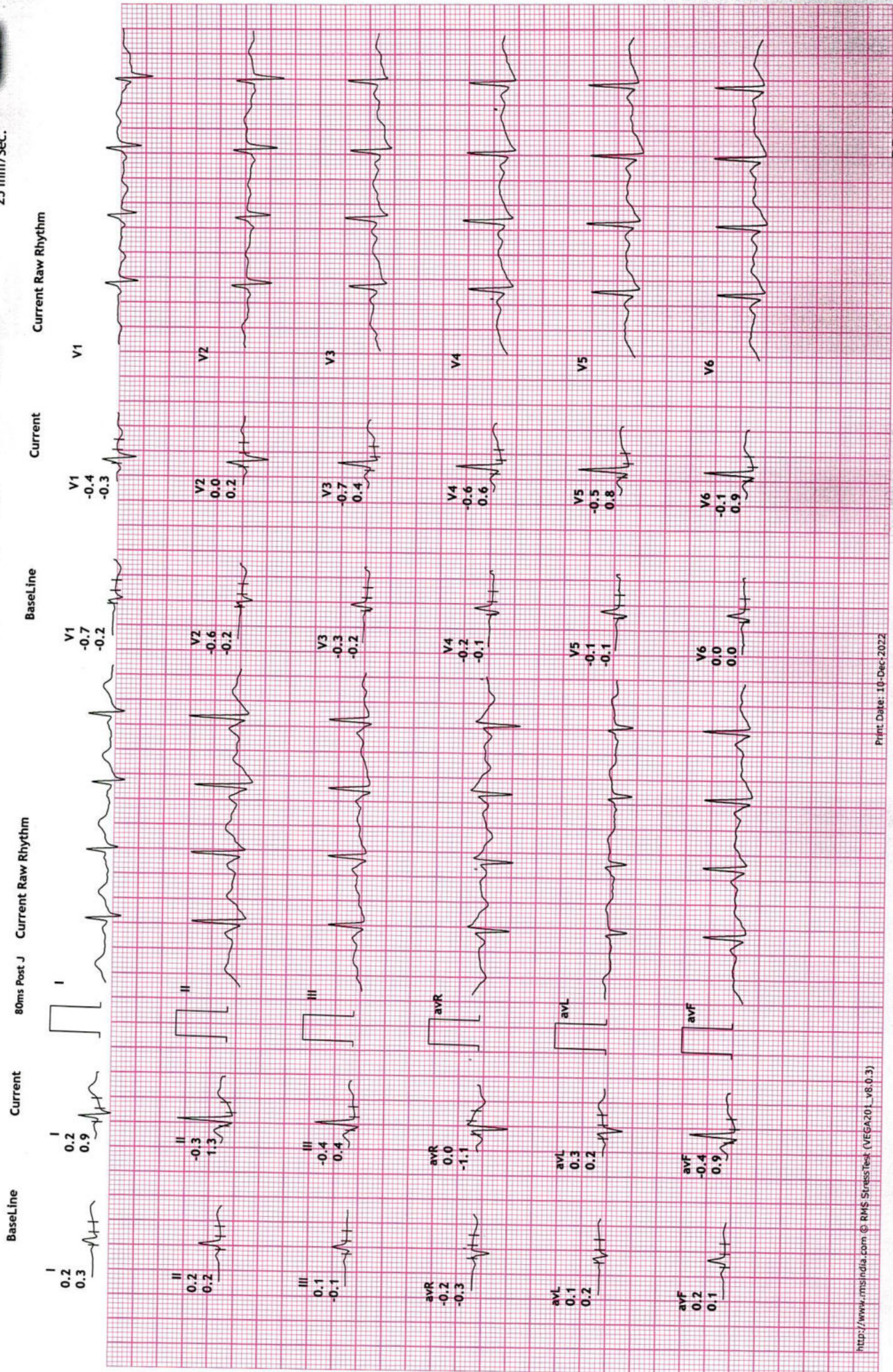
BLC : On

Notch : On

Recovery : (02

10.0 mm/mV

25 mm/Sec.



REVIVAL DIAGNOSTICS

4TH FLOOR, AQUA CORRIDOE, NEAR STAR BAZAR, ADAJAN- 395009, SURAT

4597/KOMAL TRIPATHI

29 Yrs/Female

82 Kg/164 Cms

Date: 10-Dec-2022 12:03:43 PM

HR: 108 bpm

METS: 1.0

BP: 120/80

MPHR: 56% of 191

Speed: 0.0 kmph

Grade: 0.0%

12 Lead + Comparison

Raw ECG

BRUCE

(1.0-100)Hz

Ex Time 06:30

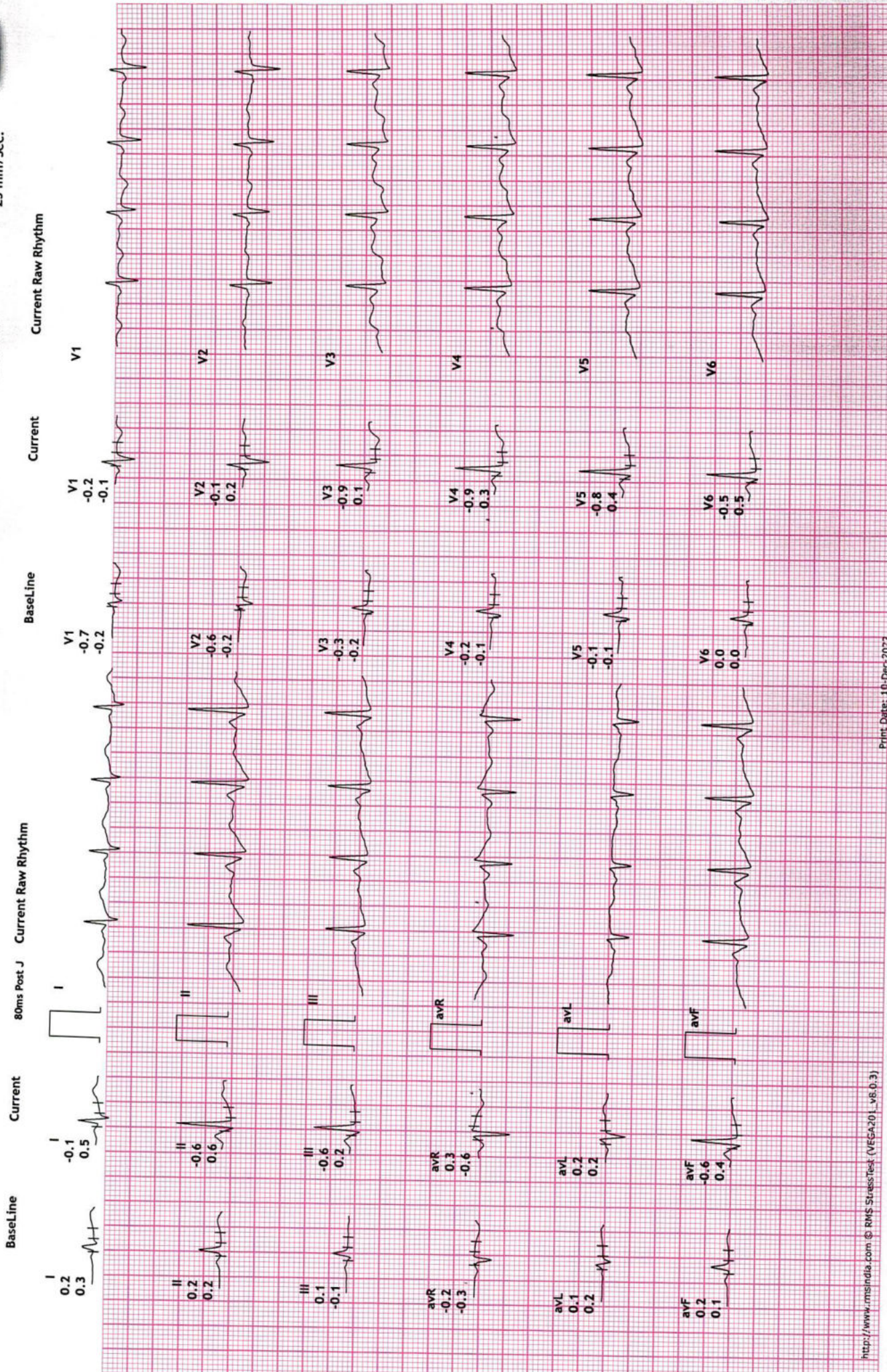
BLC : On

Notch : On

Recovery : (03

10.0 mm/mV

25 mm/Sec.





Name	KOMAL TRIPATHI	Age/Gender	29Yrs/Female
Reg No.	3896/22	Receipt No	3596
Referred By	BOB - MEDI WHEEL(PKG10000241)	Mode of Payment	CREDIT
Collection Type	CENTER	Collection DateTime	10-Dec-2022 09:25 AM

USG OF ABDOMEN & PELVIS

LIVER:

Liver is normal in size, shape and echotexture.
No evidence of focal SOL or dilatation of IHBR seen.
Portahepatis appear normal.

GALLBLADDER:

Gallbladder is distended and appears normal.
No e/o calculus, mass lesion or changes of cholecystitis seen.

PANCREAS:

Pancreas appears normal in size, shape and echotexture.
No e/o focal lesion, mass or changes of pancreatitis seen.

SPLEEN:

Spleen appears normal in size, shape and echotexture.

PARAAORTIC REGION:

Aorta grossly appears normal. No e/o paraaortic lymphnodes seen.

KIDNEYS:

Both kidneys appear normal in size, shape, position and echotexture.
Cortex and collecting system of both kidneys appear normal.
No evidence of calculus or obstructive uropathy on either side.

URINARY BLADDER:

Bladder is distended and appears normal.
No calculus, mass lesion or changes of cystitis is seen.

UTERUS:

Retroverted, Normal in size, shape and echotexture with empty central uterine cavity.
Cervix appears normal.
No e/o focal SOL. Endometrial thickness is normal.

OVARIES:

Both adnexal region appear normal.
No e/o adnexal mass lesion seen on either side.
No evidence of free fluid seen in pelvis.

COMMENTS: NORMAL USG ABDOMEN AND PELVIS.

Dr. Chirag K. Patel

Reg. No. G-23503
Revival Diagnostics
Chirag K. Patel
Radiologist
Nr. Star Bazar, Hazira Main Road,
Adajan, Surat - 395005.
Mo. 97266 726623

Laboratory Test Result are Subject to technical limitation and should be clinically correlate for final diagnosis

K

NAME : KOMAL TRIPATHI
AGE : 29 YRS/FEMALE
REF. BY : MEDI WHEEL





Name	KOMAL TRIPATHI	Age/Gender	29Yrs/Female
Reg No.	3896/22	Receipt No	3596
Referred By	BOB - MEDI WHEEL(PKG10000241)	Mode of Payment	CREDIT
Collection Type	CENTER	Collection DateTime	10-Dec-2022 09:25 AM

CHEST RADIOGRAPH (PA VIEW)

- Hilar shadows are within normal limits.
- Pulmonary vasculature appears normal.
- Cardiac appears normal in size.
- Both domeh of the diaphragm are smooth.
- Both costophrenic recesses are clear.
- Both lung fields appear normal.
- Visualized bones and soft tissue shadows appear normal.

IMPRESSION: NORMAL STUDY.

DR.CHIRAG K PATEL
RADIOLOGIST

REVIVAL
DIAGNOSTICS

Dr. Chirag K. Patel
MBBS-DMPD
Reg. No. G-23509
Revival Diagnostic
Signature
4th Floor, Aqua Corridor,
Nr. Star Bazar, Hazira Main Road
Adajan, Surat-395009.
Mo. 97266 726683

Laboratory Test Result are Subject to technical limitation and should be clinically correlate for final diagnosis