



10

CONSULTATION

mayak kotak
27.08.2022 08:44:46

REVIVAL DIAGNOSTICS



HEALTH CHECK-UP SUMMARY

Name: Maryankumar Kotak

Date: 27/08/2022

Email ID: —

Sex: <u>M</u>	Age: <u>57</u> Years	Contact No: <u>9327574359</u>	Remarks:
			Under-weight <u>—</u>
			Normal <u>—</u>
			Over-weight <u>✓</u>

i> **BMI**

Height (in Cm): <u>162</u>	Weight (in Kg): <u>73</u>	BMI: <u>27.8 kg/m²</u>	Over-weight <u>✓</u>
----------------------------	---------------------------	-----------------------------------	----------------------

ii> **Blood Pressure & Pulse**

150/90 mmHg
74/min.

If high or low, whether the person is on medication: (YES) / NO

iii> **Blood Tests & Lung Function Remarks**

RS
CVS } (N)
CNS

If abnormal, whether the person is on medication: YES / (NO)

iv> **Eye Test Remarks**

Eye test (LT) (RT)
Color Vision: (N)

v> **Heart Disease**

Whether any specific heart ailment detected (ECG findings):
normal

vi> **Any other problems needing attention / Overall Assessment:**

HTN - 7 years.

(P) Maryankumar Kotak

Revival Diagnostic

401, Aqua Corridor,
8/s. Star Bazar, Surat-395009
Mo. 91002-28601

(C. H. Patel)
Signature of the Doctor

Dr. Chirag Patel
M.B.B.S. G-49432

Laboratory Test Result are Subject to technical limitation and should be clinically correlate for final diagnosis



Name : MAYANKKUMAR V KOTAK
Age/Sex : 57 Male
UHID : 21318
Ref. By Dr. : MEDI WHEEL
Category : CTR

Date : 27-Aug-2022 8:48 am
Receipt No : 5286

Lab ID : 16998

Collection Date & Time : 27-Aug-2022 8:48 am

CBC HAEMOGRAM

PARAMETER	RESULT	UNITS	Biological Reference Range
Hemoglobin	: 14.8	gm/dL	13.5-18.0
RBC Count	: 5.62	m/c.mm.	4.5-6.5
WBC Count	: 8000	c. mm.	4,000 - 10,000
Platelet Count	: 2.27	c. mm.	1.5 Lac - 5.0 Lac
Blood Indices			
Hematocrit (PCV)	: 47.9	%	39-54 %
MCV	: 85.2	fl	75-96
MCH	: 26.3	pg	27-32
MCHC	: 30.9	g/dL	30-36
RDW	: 14.8	%	11- 16
ESR (WINTORBE)	: 04	mm./hr.	0-20
DIFF WBC Count			
Neutrophils	: 60	%	40-75
Lymphocytes	: 35	%	20-50
Eosinophils	: 03	%	1-6
Monocytes	: 02	%	2-10
Basophils	: 00	%	0-5
Band Form	: 00	%	0-5
Smear Study			
Platelets in Smear	: Adequate		
Malarial Parasites	: Malarial Parasites Not Detected		
Blood Group	: "AB"		
RH Factor	: Positive		

Revival Diagnostic
401, Aqua Corridor,
B/s. Star Bazar, Surat-395009
Mo. 91062-28601

Lab Technician/Technologist

Dr. Mihir Icecreamwala
M.B.B.S.,M.D. Pathologist

Operator Name: Namrata Patel Reporting Print Date & Time: 27-Aug-2022
Lab Report is subject to technical limitation and should be clinically correlate for final diagnosis


4th Floor, Aqua Corridor, Hazira Road, Adajan Paal, Surat-395009.

0261 2747788

revivaldiagnostics.surat@gmail.com

www.revivaldiagnostics.com

This medical report is not intended for medico-legal purposes.





NAME: Mangankumar Kotak SEX: - M
BIRTHDATE: 19/01/1965 AGE: 57

DEPARTMENT OF OPHTHALMOLOGY

EYE TEST:

1. VISION:

RIGHT EYE - 6/6 } with specs.
LEFT EYE - 6/6 }

2. COLOR VISION:

RIGHT EYE - (2)
LEFT EYE - (2)

3. FUNDUS:

RIGHT EYE - (3)
LEFT EYE - (2)

REMARKS:

Revival Diagnostic
401, Aqua Corridor,
8/s. Star Bazar, Surat-395009
Mo. 91062-28601

(*) *Mangankumar Kotak*

[Signature]
Ophthalmologist/Optometrist

Laboratory Test Result are Subject to technical limitation and should be clinically correlate for final diagnosis

1000



Dental Assessment Form

NAME Mayankkumar Kotak
AGE 57

DATE 27/05/2022
SEX M

* CHIEF COMPLAINT

- A CLINICAL FEATURES :- (2)
- 1 CAVIES :- NO
2 MISSING TOOTH :- lower (R) 2nd incisor, @ 1st, 3rd molar (L) 1st, 3rd molar
3 MALOCCLUSION :- (2)
4 FILLING :- NO
- B DIAGNOSIS :- normal
- C PERSONAL HISTORY :- Hygienic
- D PROVISIONAL D/G :- (2)
- E MEDICAL HISTORY :- NO Tooth extractions.
- F FINAL D/G :- (2)
- G TREATMENT PLAN :- NO

CLINT SIGN

DOCTOR-SIGN

(2) Mayankkumar Kotak

Revival Diagnostic
401, Aqua Corridor,
B/s. Star Bazar, Surat-395009
Mo. 91062-28601

Laboratory Test Result are Subject to technical limitation and should be clinically correlate for final diagnosis

4th Floor, Aqua Corridor, Hazira Road, Adajan Paal, Surat-395009.

☎ 0261 2747788

✉ revivaldiagnostics.surat@gmail.com

🌐 www.revivaldiagnostics.com

This medical report is not intended for medico-legal purposes.

REVIVAL DIAGNOSTICS



Name : MAYANKKUMAR V KOTAK
Age/Sex : 57/Male
UHID : 21318
Ref. By Dr. : MEDI WHEEL


Date : 27-Aug-2022 8:48 am
Rec. No : 5286
Lab ID : 16998
Category : CTR

Collection Date & Time : 27-Aug-2022 8:48 am

BIOCHEMISTRY

TEST	RESULTS	Unit	BIOLOGICAL REFERENCE RANGI
GGT <i>IFCC, Without Pyridoxal Phosphate</i>	: 26	U/L	5 - 50 U/L
SGOT <i>IFCC, Without Pyridoxal Phosphate</i>	: 13	U/L	0 - 50 U/L
SGPT <i>IFCC, Without Pyridoxal Phosphate</i>	: 12	U/L	0 - 50 U/L
Alkaline Phosphatase <i>ALP-AMP</i>	: 78	IU/l	38 - 126 IU/l
Total Bilirubin <i>DIAZO METHOD</i>	: 0.5	mg/dl	0.2 - 1.2 mg/dl
Direct Bilirubin <i>DIAZO METHOD</i>	: 0.2	mg/dl	0.1 - 0.4 mg/dl
Indirect Bilirubin <i>CALCULATED</i>	: 0.3	mg/dl	0.1 - 0.8 mg/dl
Blood Urea Nitrogen (BUN) <i>GLDH-UREASE METHOD</i>	: 10	mg/dl	9 - 20 mg/dl
Creatinine <i>(METHOD : ENZYMATIC)</i>	: 0.6	mg/dl	0.5 - 1.5 mg/dl
Uric Acid <i>URICASE-POD</i>	: 5.8	mg/dl	4 - 8.5 mg/dl
Blood Sugar - F	: 143	mg/dL	70 - 110 mg/dL
Urine Sugar - F	: Absent		
Urine Ketone - F	: Absent		
Blood Sugar- PP	: 152	mg/dL	80 - 140 mg/dL
Urine Sugar - PP	: Absent		
Urine Ketone - PP	: Absent		
Total Protein <i>Biuret</i>	: 6.9	gm/dl	6.3 - 8.2 gm/dl
S.Albumin	: 3.8	gm/dl	3.7 - 5.3 gm/dl

Revival Diagnostic
401, Aqua Corridor,
B/s. Star Bazar, Surat-395009
Mo. 91062-28601


Dr. Mihir Icecreamwala
M.B.B.S., M.D. Pathologist

Reporting Date & Time : 27-Aug-2022 04:26:00PM

Test Performed On Fully Automated Clinical Chemistry Analyser EM-200

Laboratory Test Result are Subject to technical limitation and should be clinically correlate for final diagnosis

REVIVAL DIAGNOSTICS



BCG(Bromo Cresol Green)

Globulin CALCULATED	: 3.1	gm/dl	2.4 - 3.2 gm/dl
A/G Ratio CALCULATED	: 1.23	gm/dl	1 - 2.3 gm/dl



Revival Diagnostic
401, Aqua Corridor,
B/s. Star Bazar, Surat-395009
Mo. 91062-28601

Dr. Mihir Icecreamwala
M.B.B.S.,M.D. Pathologist

Reporting Date & Time : 27-Aug-2022 04:26:00PM

Test Performed On Fully Authomated Clinical Chemistry Analyser EM-200

Laboratory Test Result are Subject to technical limitation and should be clinically correlate for final diagnosis



Name : MAYANKKUMAR V KOTAK
Age/Sex : 57 Male
UHID : 21318
Ref. By Dr. : MEDI WHEEL
Category : CTR

Date : 27-Aug-2022
Receipt No : 5286
Lab ID : 16998


Collection Date & Time : 27-Aug-2022 8:48 am

REPORT OF SERUM LIPID PROFILE

Test	Result	Biological Reference Range
Serum Cholesterol (Mehod : CHOD-POD)	270	Normal : Less than 200 mg / dl Border line : 200 to 239 mg / dl Undesirable : More than 240 mg / dl
Serum Triglyceride (Mehod : GPO-POD)	296	Normal : Less than 150 mg / dl Border line High : 150 to 199 mg / dl High : 200 - 499 mg / dl Very High : More than 500 mg / dl
Serum HDL - Cholesterol (Mehod : PVS-PEGME Precipitation with CHOD-POD)	54	Desirable : More than 55 mg / dl Border line : 35 to 55 mg / dl Undesirable : Less than 35 mg / dl
Serum LDL - Cholesterol (Mehod : Calculated)	156.8	Optimal : Less than 100 mg / dl Above Optimal : 100 - 129 mg / dl Border line High : 130 to 159 mg / dl High : 160 to 189 mg / dl Very High : More than 190 mg / dl
VLDL (Mehod : Calculated)	59.2	Normal : 5 to 30 mg / dl
Chol. / HDL - Chol. Ratio	5	Low Risk : Less than 3.8 Vedium Risk : 3.8 to 5.9 High Risk : More than 6
LDL / HDL - Chol. Ratio	2.9	Low Risk : Less than 3.55 Medium Risk : 3.55 - 4 High Risk : More than 6

Revival Diagnostic
401, Aqua Corridor,
B/s. Star Bazar, Surat-395009
Mo. 91062-28601

Lab Technician/Technologist


Dr. Mihir Icecreamwala
M.B.B.S..M.D. Pathologist

Operator Name: Zarna Gandhi

Reporting PrintDate & Time: 27-Aug-2022

Laboratory Test Result are Subject to technical limitation and should be clinically correlate for final diagnosis



Name : MAYANKKUMAR V KOTAK
Age/Sex : 57 / Male
UHID : 21318
Catagory : CTR
Ref. By Dr. : MEDI WHEEL

Date : 27-Aug-2022 8:48 am
Receipt No : 5286
Lab ID : 16998
Collection Date & Time : 27-Aug-2022 8:48 am

ROUTINE URINE EXAMINATION REPORT

PHYSICAL EXAMINATION :

Quantity : 30 ml
Colour : Pale Yellow
Appearance : Clear
Reaction : Acidic
Specific Gravity : 1.020

CHEMICAL EXAMINATION :


Proteins : Absent
Sugar : Absent
Acetone : Absent
Bile Salts : Absent
Bile Pigments : Absent
Urobilinogen : Normal
O.B.T. : Negative

MICROSCOPIC EXAMINATION :

Pus Cells : 1-2/hpf.
R. B. C. : Absent
Epithelial Cells : Occasional
Bacteria : Absent
Casts : Absent
Crystals : Absent
Yeast cell : Absent
Mucus : Absent
Other Findings : NIL

Revival Diagnostic
401, Aqua Corridor,
B/s. Star bazar, Surat-395009
Mo. 91062-28601

Lab Technician/Technologist


Dr. Mihir Icecreamwala
M.B.B.S.,M.D. Pathologist

Laboratory Test Result are Subject to technical limitation and should be clinically correlate for final diagnosis



Name : MAYANKKUMAR V KOTAK

Date : 27-Aug-2022

Age/Se : 57 Male

12:00:00AM

UHID : 21318

Receipt No: 5286

Ref. By : MEDI WHEEL

Lab ID : 16998

Catagory : CTR

Collection Date & Time : 27-Aug-2022 8:48 am

STOOL EXAMINATION

GENERAL EXAMINATION

Consistency : Semi Solid
Color : Brown
Mucus : Absent
Pus : Absent
Blood : Absent

CHEMICAL EXAMINATION

Reaction : Acidic
Occult Blood : Absent

MICROSCOPIC EXAMINATION

Ova : Absent
Cysts : Absent
Pus Cells : Absent / Hpf.
Red Blood Cells : Absent /Hpf.
Macrophage Cells : Absent
Epithelial Cells : Absent / Hpf.
Starch : Absent
Vegetable cells : Absent
Crystals : Absent

Revival Diagnostic

401, Aqua Corridor,
B/s. Star Bazar, Surat-395009
Mo. 91062-28601

Lab Technician/Technologist
Zarna K Gandhi (Msc. Biotech)

Pathologist/ Pathologist
Dr. Mihir icecearmwala /Dr. Sodavadiya Kirankumar

Operator Name : Zarna Gandhi

Reporting Print Date & Time : 27-Aug-2022

Laboratory Test Result are Subject to technical limitation and should be clinically correlate for final diagnosis

4th Floor, Aqua Corridor, Hazira Road, Adajan Paal, Surat-395009.

0261 2747788

revivaldiagnostics.surat@gmail.com

www.revivaldiagnostics.com

This medical report is not intended for medico-legal purposes.





Name : MAYANKKUMAR V KOTAK
Age/Sex : 57 Male
UHID : 21318
Ref. By Dr. : MEDI WHEEL
Category : CTR

Date : 27-Aug-2022 8:48 am
Receipt No : 5286

Lab ID : 16998

Collection Date & Time : 27-Aug-2022 8:48 am


THYROID TEST

TEST	RESULT	Biological Reference Range
T3	1.12	0.87 - 1.78 ng/ml
T4	6.54	4.60 - 13.5 ug/dl
TSH	2.10	0.50 - 5.50 uIU/ml 5.5 to 15 uIU/ml - Suggested Clinical co-relation Or Repeat test with new sample as physiological factors can give falsely high TSH Above 15uIU/ml Hypothyroid PREGNANT WOMEN normal ranges for TSH: 1st Trimester :0.0878 - 2.8293 uIU/ml 2nd Trimester :0.1998 - 2.7915 uIU/ml 3rd Trimester :0.307 - 2.9028 uIU/ml Ref:Tietz Fundamentals of Clinical Chemistry.

Revival Diagnostic

401, Aqua Corridor,
B/s. Star Bazar, Surat-395009
Mo. 91062-28601

Lab Technician/Technologist


Dr. Mihir Icecreamwala
M.B.B.S.,M.D. Pathologist

Operator Name : Zarna Gandhi

Reporting Print Date & Time : 27-Aug-2022

Laboratory Test Result are Subject to technical limitation and should be clinically correlate for final diagnosis

REVIVAL DIAGNOSTICS



Name : MAYANKKUMAR V KOTAK

Date : 27-Aug-2022

Age/Sex : 57 Male

Receipt No : 5286

UHID : 21318

Ref. By Dr. : MEDI WHEEL

Lab ID : 16998

Report By Dr. : Dr.

Category : CTR

Collection Date & Time : 27-Aug-2022 8:48 am

REPORT OF GLYCOSYLATED HEMOGLOBIN [HbA1C]

Parameter	Result	Unit	Biological Reference Interval
Hemoglobin A1C(HbA1C)	8.5	%	HbA1C Degree of Glucose Control

< 5.6 % Non Diabetics
5.7 - 6.4 % Prediabetics
> = 6.5 % Diabetics

(REF : Wallace, 11th Edition)

REMARKS:

6 - 7 % Excellent Control
7 - 8 % Good Control
8 -10 % Unsatisfactory Control
> 10 % Poor Control


Method : High performance liquid chromatography (HPLC)

MEAN BLOOD GLUCOSE OVER THE PAST 60 DAYS FROM THE HbA1C RESULT : 000 mg/dl

Remarks : GHb test is useful for the long term control and monitoring of diabetes mellitus since it reflects the integration of blood glucose levels during past 4-8 weeks.

Revival Diagnostic
401, Aqua Corridor,
B/s. Star Bazar, Surat-395009
Mo. 91062-28601

Lab Technician/Technologist


Dr. Mihir Icecreamwala
M.B.B.S..M.D. Pathologist

Operator Name :Zarna Gandhi

Reporting Print Date & Time :27-Aug-2022

Laboratory Test Result are Subject to technical limitation and should be clinically correlate for final diagnosis

📍 4th Floor, Aqua Corridor, Hazira Road, Adajan Paal, Surat-395009.
☎ 0261 2747788 ✉ revivaldiagnostics.surat@gmail.com 🌐 www.revivaldiagnostics.com

This medical report is not intended for medico-legal purposes.

REVIVAL DIAGNOSTICS



Name : MAYANKKUMAR V KOTAK

Date : 27-Aug-2022

Age/Sex : 57 Male

Receipt No : 5286

UHID : 21318

Ref. By Dr. : MEDI WHEEL

Lab ID : 16998

Report By Dr. : Dr.

Catagory : CTR

Collection Date & Time : 27-Aug-2022 8:48 am

REPORT OF GLYCOSYLATED HEMOGLOBIN [HbA1C]

Parameter	Result	Unit	Biological Reference Interval
Hemoglobin A1C(HbA1C)	8.5	%	HbA1C Degree of Glucose Control

< 5.6 % Non Diabetics
5.7 - 6.4 % Prediabetics
> = 6.5 % Diabetics

(REF : Wallace, 11th Edition)

REMARKS:

6 - 7 % Excellent Control
7 - 8 % Good Control
8 -10 % Unsatisfactory Control
> 10 % Poor Control


Method : High performance liquid chromatography (HPLC)

MEAN BLOOD GLUCOSE OVER THE PAST 60 DAYS FROM THE HbA1C RESULT : 000 mg/dl

Remarks : GHb test is useful for the long term control and monitoring of diabetes mellitus since it reflects the integration of blood glucose levels during past 4-8 weeks.

Revival Diagnostic
401, Aqua Corridor,
B/s. Star Bazar, Surat-395009
Mo. 91062-28601

Lab Technician/Technologist


Dr. Mihir Icecreamwala
M.B.B.S..M.D. Pathologist

Operator Name :Zarna Gandhi

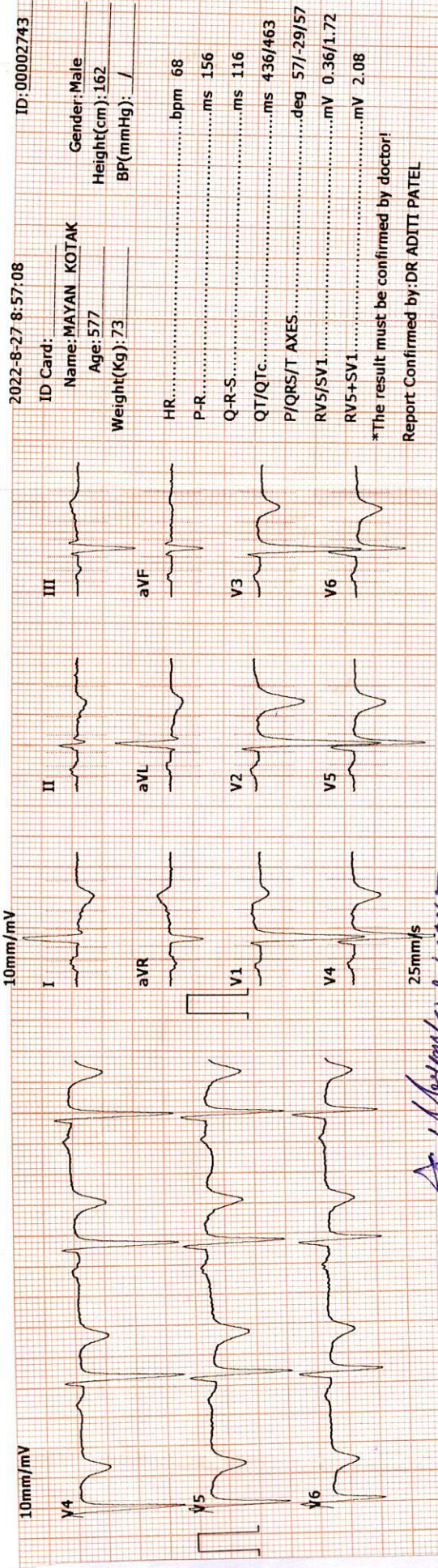
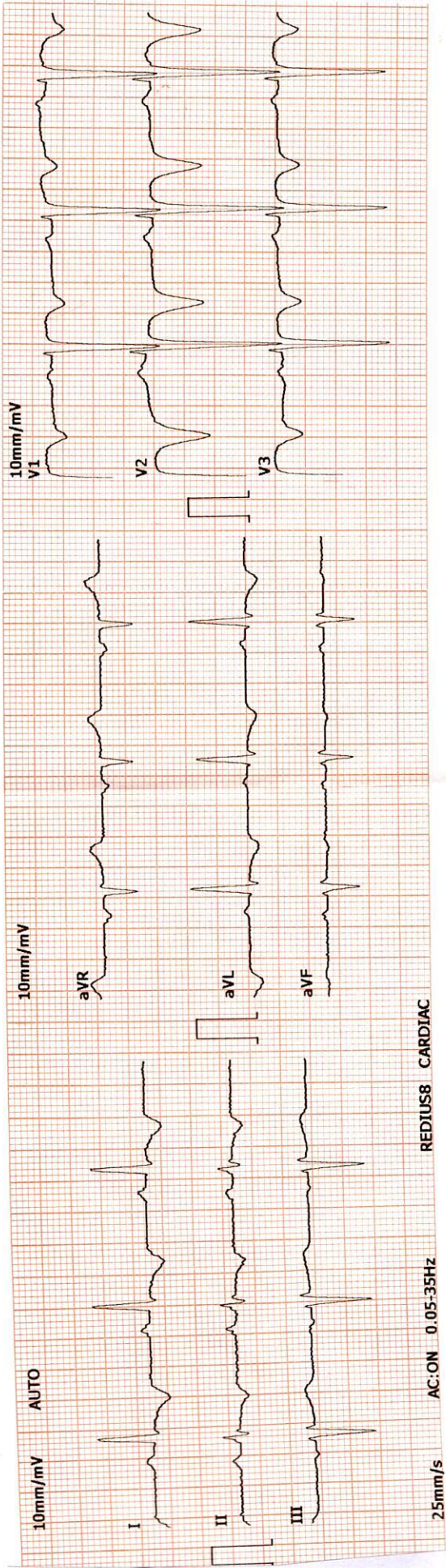
Reporting Print Date & Time :27-Aug-2022

Laboratory Test Result are Subject to technical limitation and should be clinically correlate for final diagnosis

📍 4th Floor, Aqua Corridor, Hazira Road, Adajan Paal, Surat-395009.
☎ 0261 2747788 ✉ revivaldiagnostics.surat@gmail.com 🌐 www.revivaldiagnostics.com

This medical report is not intended for medico-legal purposes.





2022-8-27 8:57:08 ID: 00002743

ID Card: Name: MAYAN KOTAK Gender: Male
 Age: 577 Height(cm): 162
 Weight(Kg): 73 BP(mmHg): /

HR: bpm 68
 P-R: ms 156
 Q-R-S: ms 116
 QT/QTc: ms 436/463
 P/QRS/T AXES: deg 57/-29/57
 RV5/SV1: mV 0.36/1.72
 RV5+SV1: mV 2.08

*The result must be confirmed by doctor!
 Report Confirmed by: DR ADITI PATEL

ARROW CE
Aditi Patel

Revival Diagnostic
 401, Aqua Corridor,
 B/s. Star Bazar, Surat-395009
 Mo. 91062-23601

DR. ADITI PATEL
 M.B.S., D. CARD (MUM)
 CLINICAL CARDIOLOGIST
 REG. NO. G-42901

1880
1881
1882
1883
1884
1885
1886
1887
1888
1889
1890

1891
1892
1893
1894
1895
1896
1897
1898
1899
1900



Name : MAYANKKUMAR V KOTAK
Age/Sex : 57 Male
UHID : 21318
Ref. By Dr : MEDI WHEEL
Catagory : CTR

Date : 27-Aug-2022
Rec No : 5286

Lab ID : 16998

Collection Date & Time : 27-Aug-2022 8:48 am

ECG

Test	Observed Value	Biological Referance Interval
------	----------------	-------------------------------

ECG

SINUS RHYTHM
HEART RATE IS 68 BEATS PER MINUTE.
LVH WITH STRAIN.

DR. ADITI PATEL
M.B.B.S., D. CARD (MUM)
CLINICAL CARDIOLOGIST
REG.NO.G-42901

Revival Diagnostic
401, Aqua Corridor,
B/s. Star Bazar, Surat-395009
Mo. 91062-28601

Laboratory Test Result are Subject to technical limitation and should be clinically correlate for final diagnosis





TEST REPORT

Reg. No. : 208725568	Reg. Date : 27-Aug-2022 16:07	Ref.No :	Approved On : 27-Aug-2022 16:58
Name : MAYANKKUMAR KOTAK			Collected On : 27-Aug-2022 16:07
Age : 57 Years	Gender: Male	Pass. No. :	Dispatch At :
Ref. By :			Tele No. :
Location : REVIVAL DIAGNOSTICS @ SURAT - 11350			

Test Name	Results	Units	Bio. Ref. Interval
-----------	---------	-------	--------------------

PSA	0.45	ng/mL	0 - 4
-----	------	-------	-------

Method:CLIA

Sample Type:Serum

Prostate-specific antigen (PSA) is a glycoprotein that is produced by the prostate gland, the lining of the urethra, and the bulbourethral gland. Normally, very little PSA is secreted in the blood. Increases in glandular size and tissue damage caused by benign prostatic hypertrophy, prostatitis, or prostate cancer may increase circulating PSA levels. Higher total PSA levels and lower percentages of free PSA are associated with higher risks of prostate cancer.

----- End Of Report -----

REVIVAL DIAGNOSTICS

Test done from collected sample.

This is an electronically authenticated report.

Approved by: Dr. Dhaval Bamania

Laboratory Test Result are Subject to technical limitation and should be clinically correlated for final diagnosis

Generated On : 27-Aug-2022 17:04

Pathologist
G-16880

4th Floor, Aqua Corridor, Hazira Road, Adajan Paal, Surat 395008

☎ 0261 2747788


✉ revivaldiagnostics.surat@gmail.com



Approved On: 27-Aug-2022 16:58
www.revivaldiagnostics.com

Page 1 of 1

This medical report is not intended for medico-legal purposes.





NAME	MAYANK KOTAK	DATE	27-Aug-2022
REFERRED BY	MEDI WHEEL	AGE / SEX	57 YRS / M

Thanks for the reference

USG ABDOMEN

LIVER: is normal in size and shows homogeneous echotexture.

No evidence of intrahepatic biliary radicles dilatation / focal space occupying lesion.

The portal vein and common bile duct show normal caliber.

GALL BLADDER: is not visualized. h/o cholecystectomy.

SPLEEN: Is normal in size and shows normal echo pattern.

PANCREAS: shows normal echo anatomy and its relationship with splenic vein is normal.

KIDNEYS: lower end of both the kidneys are fused in the midline anterior to the aorta and show normal cortico-medullary differentiation.

No evidence of hydronephrosis or calculus.

URINARY BLADDER: is distended with smooth walls.

No evidence of diverticulum or calculus.

PROSTATE: is normal in size and shows homogeneous echotexture.

No evidence of ascites / pleural effusion.

Fluid and gas filled bowel loops with normal wall thickness and peristalsis noted.

small umbilical hernia with herniation of the omentum through it - neck of the defect 22 mm.

IMPRESSION:

- horse-shoe kidney
- small umbilical hernia

Dr. Chirag K. Patel
MBBS-DMPD
Reg. No. 6-23509
DR. CHIRAG K. PATEL
RADIOLOGIST
4th Floor, Aqua Corridor,
Nr. Star Bazar, Hazira Main Road,
Adajan, Surat-395009.
Mo. 97266 726683

Laboratory Test Result are Subject to technical limitation and should be clinically correlate for final diagnosis





NAME: MAYANKUMAR V KOTAK
AGE: 57 YRS / MALE
REF BY: MEDI WHEEL

R





Name : MAYANKUMAR V KOTAK

Age/Sex : 57 Yrs. Male

UHID : 21318

Ref. By Dr : MEDI WHEEL

Catagory : CTR

Date : 27-Aug-2022

Rec No : 5286

Lab ID : 16998

Collection Date & Time : 27-Aug-2022 8:48 am

CHEST RADIOGRAPH-PA VIEW

Hilar shadows are within normal limits.

Pulmonary vasculature appears normal.

Cardiac appears normal in size.

Both domeh of the diaphragm are smooth.

Both costophrenic recesses are clear.

Both lung fields appear normal.

Visualized bones and soft tissue shadows appear normal.

IMPRESSION:

NORMAL STUDY.

Dr. Chirag K. Patel

MBBS-DMPD

Reg. No. G-23509

DR. CHIRAG K. PATEL
RADIOLOGIST

4th Floor, Revival Diagnostics,
Nr. Star Bazar, Hazira Main Road,
Adajan, Surat-395009.
Mo. 97266 726683

Laboratory Test Result are Subject to technical limitation and should be clinically correlate for final diagnosis

4th Floor, Aqua Corridor, Hazira Road, Adajan Paal, Surat-395009.

0261 2747788

revivaldiagnostics.surat@gmail.com

www.revivaldiagnostics.com

This medical report is not intended for medico-legal purposes.





2D-ECHOCARDIOGRAPHY & COLOR DOPPLER REPORT

Name:	MAYANKKUMAR KOTAK	Age/Gender	57Yrs /Male
Referred by.	MEDI WHEEL	Date	27/08/2022

VITALS: BP = 110/70mmHg, PULSE =72 bpm, SPO2 =98%

INDICATION: Preventive Health check up

- **CARDIAC CHAMBERS:** Left Ventricle: Normal size, Left Atrium: Normal size.
- No e/o thrombus in LA/LV.
- **Right Atrium:** Normal size. **Right Ventricle:** Normal size,
- **Normal Right Ventricular function.** (TAPSE=20mm)
- **FAIR Left Ventricular systolic function. LVEF = 50% ,**
No regional wall abnormality. No thinning / scarring / dyskinesia of LV wall.
- **Concentric Left Ventricular Hypertrophy.** (IVSd= 21 mm),
- **Grade I / IV Left Ventricular Diastolic Dysfunction [LVDD].**
- No Doppler evidence of raised LVEDP (E/E'= 7)
- GENERALIZED WALL HYPOKINESIA.
- **LV Compliance :**
No Left Ventricular Diastolic Dysfunction [LVDD]. No Doppler e/o raised LVEDP.
- **VALVES:**
- Structurally Normal Mitral valve/ Aortic valve/Tricuspid valve/ Pulmonary valve .
No significant Valvular Stenosis.
- **Doppler findings: AV max = 1.26 m/s, PV max = 0.4 m/s.**
Trivial Pulmonary Regurgitation, Trivial Tricuspid regurgitation.
- **No Pulmonary Arterial Hypertension. PASP by TRjet vel.method = 23 mmHg.**
- **SEPTAE:** IAS / IVS Appear Intact.
- **IVC :** Normal in dimension and shows good inspiratory 14mm collapse.
- **OTHERS:** No e/o Pericardial effusion / vegetation.

IMPRESSION:

**FAIR LV SYSTOLIC FUNCTION, LVEF= 50 %, NO RWMA,
CONCENTRIC LVH , GRADE I LVDD , GENERALIZED WALL HYPOKINESIA
TRIVIAL PR/TR, NO PAH.**

Revival Diagnostic
401, Aqua Corridor,
B/s. Star Bazar, Surat-395009
Mo. 91062-28601

DR SUSHIL YADAV
CONSULTING & CLINICAL
CARDIOLOGIST

Laboratory Test Result are Subject to technical limitation and should be clinically correlate for final diagnosis





ભારત સરકાર

Government of India



મયંકકુમાર વાનમાલીદાસ કોટક
Mayankkumar Vanmalidas Kotak

જન્મ તારીખ / DOB: 19/01/1965

પુરુષ / Male

5489 8546 0058



મારી આધાર, મારી ઓળખ

Amount:

Other Check U

Function

and Non-Government services in future.




ભારતીય વિશિષ્ટ ઓળખાણ-પ્રાધિકરણ
Unique Identification Authority of India

સરનામું: 5 બી, કૃષ્ણનાગર સોસાયટી,
ચોકસીવાડીની સામે, અડાજણ રોડેર
રોડ, સુરત, અડાજણ ડા, ગુજરાત,
395009

Address: 5 B, Krishnanagar
Society 1, Opp chokshiwadi,
Adajan rander road, Surat,
Adajan Dn, Gujarat, 395009

5489 8546 0058



amount: _____

Other Check Up

Pulmonary Function Test

Audiometry

Retinal Screening

Radiology Check

X-Ray Chest /

TRSG