



ભારત સરકાર

Government of India

કલ્પનાબેન વિજયભાઈ પટેલ

Kalpanaben Vijaybhai Patel

જન્મ તારીખ / DOB : 19/08/1968

સ્ત્રી / Female



6237 5944 5885

અધિકાર - સામાજ્ય માણસનો અધિકાર

REVIVAL DIAGNOSTICS



HEALTH CHECK-UP SUMMARY

Name: Ms. Paraben Vijaybhai Patel

Date: 16-04-2021

Email ID: _____

Sex: <u>Female</u>	Age: <u>50</u> Years	Contact No: <u>942687542</u>	Remarks:
			Under-weight <u>—</u>
			Normal <u>—</u>
			Over-weight <u>✓</u>

i> BMI

Height (in Cm): <u>142</u>	Weight (in Kg): <u>53</u>	BMI: <u>26.3</u>
Hip (in Cm): <u>97</u>	Waist (in Cm): <u>64</u>	Hip to Waist Ratio: <u>1.5</u>

ii> Blood Pressure & Pulse

110/80 mm
78/min

If high or low, whether the person is on medication: YES / NO ✓

iii> Blood Tests & Lung Function Remarks

NO

If abnormal, whether the person is on medication: YES / NO ✓

iv> Eye Test Remarks

Eye Sight: Normal
Color Vision: Normal

v> Heart Disease

Whether any specific heart ailment detected (ECG findings):
NO

vi> Any other problems needing attention / Overall Assessment :

NO FTT WITH RECOMANDATION

C.K. Patel
Signature of the Doctor

Dr. Chirag Patel
M.B.B.S. G-49432

Revival Diagnostic
Red Aqua Corridor,
B/s. Star Bazar, Surat-395009.
Mo. 91062-28601

Laboratory Test Result are Subject to technical limitation and should be clinically correlate for final diagnosis



Name : KALPANABEN V PATEL
Age/Sex : 53 Yrs. Female
UHID : 11606
Ref. By Dr. : MEDI WHEEL

Date : 10-Sep-2021 10:18 am
Receipt No : 5061

CBC HAEMOGRAM

PARAMETER	RESULT	UNITS	NORMAL RANGE
Hemoglobin	10.9	gm/dL	11.5-16.4
RBC Count	5.59	m/c.mm.	3.9-5.6
WBC Count	9000	c. mm.	4,000 - 10,000
Platelet Count	4.34	c. mm.	1.5 Lac - 4.5 Lac
Blood Indices			
Hematocrit (PCV)	39.6	%	36-47 %
MCV	70.8	fl	75-96
MCH	19.5	pg	27-32
MCHC	27.5	g/dL	30-36
RDW	14.2	%	11- 16
ESR (WINTORBE)	16	mm./hr.	0-30 below the age of 50 yrs.
DIFF WBC Count			
Neutrophils	62	%	40-75
Lymphocytes	33	%	20-50
Eosinophils	03	%	1-6
Monocytes	02	%	2-10
Basophils	00	%	0-5
Band Form	00	%	0-5
Smear Study			
Platelets in Smear	Adequate		
Malarial Parasites	Malarial Parasites Not Detected		
Blood Group	"O"		
RH Factor	Positive		

Revival Diagnostic

401, Aqua Corridor,
B/s. Star Bazar, Surat-395009
Mo. 91062-28601

Lab Technician/Technologist
Zarna K Gandhi (Msc. Biotech)

Pathologist
Dr. Mihir Icecreamwala

Operator Name : Zarna Gandhi Print Date & Time : 10-Sep-2021 03:50:00PM
Laboratory Test Result are Subject to technical limitation and should be clinically correlate for final diagnosis

4th Floor, Aqua Corridor, Hazira Road, Adajan Paal, Surat-395009.

0261 2747788

revivaldiagnostics.surat@gmail.com

www.revivaldiagnostics.com

This medical report is not intended for medico-legal purposes.

REVIVAL DIAGNOSTICS



Name : KALPANABEN V PATEL
Age/Sex : 53 Yrs./Female
UHID : 11606
Ref. By Dr. : MEDI WHEEL

Date : 10-Sep-2021 10:18 am
Rec. No : 5061

BIOCHEMISTRY

TEST	RESULTS	Unit	REFERENCE RANGE
GGT	: 21	U/L	5 - 50 U/L
SGOT	: 23	U/L	0 - 50 U/L
SGPT	: 18	U/L	0 - 50 U/L
Alkaline Phosphatase	: 118	IU/l	38 - 126 IU/l
Total Bilirubin	: 0.5	mg/dl	0.2 - 1.2 mg/dl
Direct Bilirubin	: 0.2	mg/dl	0.1 - 0.4 mg/dl
Indirect Bilirubin	: 0.3	mg/dl	0.1 - 0.8 mg/dl
Blood Urea Nitrogen (BUN)	: 12	mg/dl	9 - 20 mg/dl
Creatinine	: 1.0	mg/dl	0.5 - 1.5 mg/dl
Uric Acid	: 6.2	mg/dl	2.7 - 7.3 mg/dl
Blood Sugar - F	: 92	mg/dL	70 - 110 mg/dL
Urine Sugar - F	: Absent		
Urine Ketone - F	: Absent		
Blood Sugar- PP	: 113	mg/dL	80 - 140 mg/dL
Urine Sugar - PP	: Absent		
Urine Ketone - PP	: Absent		
Total Protein	: 7.1	gm/dl	6.3 - 8.2 gm/dl
S.Albumin	: 4.2	gm/dl	3.7 - 5.3 gm/dl
Globulin	: 2.9	gm/dl	2.4 - 3.2 gm/dl

Lab Technician/Technologist
Zarna K Gandhi (Msc. Biotech)

Revival Diagnostic
401, Aqua Corridor,
B/s. Star Bazar, Surat-395009
Mo. 91062-28601

Pathologist
Dr. Mihir Icecreamwala

Operator Name : Zarna Gandhi

Print Date & Time : 10-Sep-2021

Laboratory Test Result are Subject to technical limitation and should be clinically correlate for final diagnosis

4th Floor, Aqua Corridor, Hazira Road, Adajan Paal, Surat-395009.
0261 2747788 revivaldiagnostics.surat@gmail.com www.revivaldiagnostics.com
This medical report is not intended for medico-legal purposes.

REVIVAL DIAGNOSTICS



A/G Ratio

: 1.45

gm/dl

1 - 2.3 gm/dl



Revival Diagnostic

401, Aqua Corridor,
B/s, Star Bazar, Surat-395009
Mo, 91062-28601

Lab Technician/Technologist
Zarna K Gandhi (Msc. Biotech)

Pathologist
Dr. Mihir Icecreamwala

Operator Name : Zarna Gandhi

Print Date & Time : 10-Sep-2021

Laboratory Test Result are Subject to technical limitation and should be clinically correlate for final diagnosis

☎ 0261 2747788

📍 4th Floor, Aqua Corridor, Hazira Road, Adajan Paal, Surat-395009.

✉ revivaldiagnostics.surat@gmail.com

🌐 www.revivaldiagnostics.com

This medical report is not intended for medico-legal purposes.



Name : KALPANABEN V PATEL

Date : 10-Sep-2021

Age/Sex : 53 Yrs. Female

10:18:34AM

UHID : 11606

Receipt No : 5061

Ref. By Dr. : MEDI WHEEL


REPORT OF SERUM LIPID PROFILE

Test	Result	Reference Range
Serum Cholesterol	226	Normal : Less than 200 mg / dl Borderline : 200 to 239 mg / dl Undesirable : More than 240 mg / dl
Serum Triglyceride	122	Normal : Less than 150 mg / dl Borderline High : 150 to 199 mg / dl High : 200 - 499 mg / dl Very High : More than 500 mg / dl
Serum HDL - Cholesterol (Good Cholesterol)	42	Desirable : More than 65 mg / dl Borderline : 45 to 65 mg / dl Undesirable : Less than 45 mg / dl
Serum LDL - Cholesterol (Bad Cholesterol)	159.6	Optimal : Less than 100 mg / dl Above Optimal : 100 - 129 mg / dl Borderline High : 130 to 159 mg / dl High : 160 to 189 mg / dl Very High : More than 190 mg / dl
VLDL	24.4	Normal : 5 to 30 mg / dl
Chol. / HDL - Chol. Ratio	5.4	Low Risk : Less than 3.1 Vedium Risk : 3.1 to 5.9 High Risk : More than 6
LDL / HDL - Chol. Ratio	3.8	Low Risk : Less than 3.55 Medium Risk : 3.55 - 4 High Risk : More than 6

Revival Diagnostic

401, Aqua Corridor,
B/s. Star Bazar, Surat-395009
Mo. 91062-28601

Lab Technician/Technologist
Zarna K Gandhi (Msc. Biotech)


Pathologist
Dr. Mihir Icecreamwala

Operator Name: Zarna Gandhi

PrintDate & Time: 10-Sep-2021 03:50:00PM

Laboratory Test Result are Subject to technical limitation and should be clinically correlate for final diagnosis

4th Floor, Aqua Corridor, Hazira Road, Adajan Paal, Surat-395009.

0261 2747788

revivaldiagnostics.surat@gmail.com

www.revivaldiagnostics.com

This medical report is not intended for medico-legal purposes.



Name : KALPANABEN V PATEL
Age/Sex : 53 Yrs. / Female
UHID : 11606
Ref. By Dr. : MEDI WHEEL

Date : 10-Sep-2021 10:18 am
Receipt No : 5061

ROUTINE URINE EXAMINATION REPORT

PHYSICAL EXAMINATION :

Quantity : 20 ml
Colour : Pale Yellow
Appearance : Clear
Reaction : Acidic
Specific Gravity : 1.015

CHEMICAL EXAMINATION :

Proteins : Absent
Sugar : Absent
Acetone : Absent
Bile Salts : Absent
Bile Pigments : Absent
Urobilinogen : Normal
O.B.T. : Negative

MICROSCOPIC EXAMINATION :

Pus Cells : 1-2/hpf.
R. B. C. : Absent
Epithelial Cells : 2-3/hpf.
Bacteria : Absent
Casts : Absent
Crystals : Absent
Yeast cell : Absent
Mucus : Absent
Other Findings : NIL

Lab Technician/Technologist
Zarna K Gandhi (Msc. Biotech)

Revival Diagnostic
401, Aqua Corridor,
B/s. Star Bazar, Surat-395009
Mo. 91062-28601

Pathologist
Dr. Mihir Icecreamwala

Laboratory Test Result are Subject to technical limitation and should be clinically correlate for final diagnosis

Operator Name: Zarna Gandhi

PrintDate & Time: 10-Sep-2021 03:51:00PM

4th Floor, Aqua Corridor, Hazira Road, Adajan Paal, Surat-395009.

0261 2747788

revivaldiagnostics.surat@gmail.com

www.revivaldiagnostics.com

This medical report is not intended for medico-legal purposes.



Name : KALPANABEN V PATEL

Date : 10-Sep-2021

Age/Sex : 53 Yrs. Female

Receipt No : 5061

UHID : 11606

Ref. By Dr. : MEDI WHEEL

REPORT OF GLYCOSYLATED HEMOGLOBIN [HbA1C]

Parameter	Result	Unit	Biological Reference Interval
Hemoglobin A1C(HbA1C)	5.3	%	HbA1C Degree of Glucose Control < 5.6 % Non Diabetics 5.7 - 6.4 % Prediabetics > = 6.5 % Diabetics

(REF : Wallace, 11th Edition)

REMARKS:

- 6 - 7 % Excellent Control
- 7 - 8 % Good Control
- 8 -10 % Unsatisfactory Control
- > 10 % Poor Control

Method : High performance liquid chromatography (HPLC)

MEAN BLOOD GLUCOSE OVER THE PAST 60 DAYS FROM THE HbA1C RESULT : 000 mg/dl

Remarks : GHb test is useful for the long term control and monitoring of diabetes mellitus since it reflects the integration of blood glucose levels during past 4-8 weeks.

Revival Diagnostics

401, Aqua Corridor,
B/s. Star Bazar, Surat-395009
Mo. 91062-28601

Lab Technician/Technologist
Zarna K Gandhi (Msc. Biotech)

Operator Name : Zarna Gandhi

Pathologist

Dr. Mihir Icecreamwala

Print Date & Time : 10-Sep-2021 03:49:00PM

Laboratory Test Result are Subject to technical limitation and should be clinically correlate for final diagnosis

4th Floor, Aqua Corridor, Hazira Road, Adajan Paal, Surat-395009.

0261 2747788

revivaldiagnostics.surat@gmail.com

www.revivaldiagnostics.com

This medical report is not intended for medico-legal purposes.



Name : KALPANABEN V PATEL

Date : 10-Sep-2021 10:18
am

Age/Sex : 53 Yrs. Female
UHID : 11606

Receipt No : 5061

Ref. By Dr. : MEDI WHEEL

THYROID TEST

TEST	RESULT	NORMAL RANGE
T3	1.38	0.87 - 1.78 ng/ml
T4	7.50	4.60 - 13.5 ug/dl
TSH	3.03	0.50 - 5.50 uIU/ml 5.5 to 15 uIU/ml - Suggested Clinical co-relation Or Repeat test with new sample as physiological factors can give falsely high TSH Above 15uIU/ml Hypothyroid

PREGNANT WOMEN normal ranges for TSH:
1st Trimester :0.0878 - 2.8293 uIU/ml
2nd Trimester :0.1998 - 2.7915 uIU/ml
3rd Trimester :0.307 - 2.9028 uIU/ml
Ref:Tietz Fundamentals of Clinical Chemistry.

Lab Technician/Technologist
Zarna K Gandhi (Msc. Biotech)

Revival Diagnostic
401, Aqua Corridor,
B/s. Star Bazar, Surat-395009
Mo. 91062-28601

Pathologist
Dr. Mihir Icecreamwala

Operator Name : Zarna Gandhi

Print Date & Time : 10-Sep-2021 03:50:00PM

Laboratory Test Result are Subject to technical limitation and should be clinically correlate for final diagnosis

4th Floor, Aqua Corridor, Hazira Road, Adajan Paal, Surat-395009.

0261 2747788

revivaldiagnostics.surat@gmail.com

www.revivaldiagnostics.com

This medical report is not intended for medico-legal purposes.



NAME	KALPANA PATEL	DATE	10-Sep-21
REFERRED BY	MEDI ASSIST	AGE / SEX	54 YRS / F

Thanks for the reference

USG ABDOMEN AND PELVIS

LIVER: is normal in size and shows homogenous echotexture.

No evidence of intrahepatic biliary radicles dilatation / focal space occupying lesion.

The portal vein and common bile duct shows normal caliber.

GALL BLADDER: is distended and shows smooth walls. Wall thickness is normal.

No evidence of sludge / calculus. No evidence of pericholecystic collection.

SPLEEN: Is normal in size and shows normal echo pattern.

PANCREAS: shows normal echo anatomy and its relationship with splenic vein is normal.

KIDNEYS: Both the kidneys are normal in size, shape and location and show normal cortico-medullary differentiation.

Right kidney measures- 8.4 x 4.1 cms.

Left kidney measures- 8.6 x 4.0 cms.

No evidence of hydronephrosis or calculus.

URINARY BLADDER: is distended with smooth walls.

No evidence of diverticulum or calculus.

UTERUS: is not visualized. h/o hysterectomy.

OVARY: Both ovaries are not visualized.

left adnexal anechoic cystic area, measuring - 47 x 18 mm.

No evidence of ascites or pleural effusion.

Fluid and gas filled bowel loops with normal wall thickness and peristalsis noted.

IMPRESSION:

- left adnexal anechoic cystic area

Dr. Chirag K. Patel

MBBS-DMPD

Reg. No. G-22509

DR. CHIRAG K. PATEL

4th Floor, Hazira Main Road,

Nr. Star Bazar, Hazira Main Road,

Adajan, Surat-395009.

Mo. 97266 726683

Laboratory Test Result are Subject to technical limitation and should be clinically correlate for final diagnosis

4th Floor, Aqua Corridor, Hazira Road, Adajan Paal, Surat-395009.

0261 2747788

revivaldiagnostics.surat@gmail.com

www.revivaldiagnostics.com

This medical report is not intended for medico-legal purposes.



NAME	KALPANA PATEL	DATE	10-Sep-21
REFERRED BY	MEDI ASSIST	AGE / SEX	54 YRS / F

Thanks for the reference

SONOMAMMOGRAPHY OF BOTH BREAST - SCREENING

There is no evidence of obvious mass lesion in both the breasts.

The glandular and fatty tissue shows normal appearance.

There is no evidence of skin thickening noted.

There is no evidence of enlargement of axillary lymph node on both sides.

IMPRESSION : normal study

REVIVAL
DIAGNOSTICS

Dr. Chirag K. Patel

MBBS-DMPD

DR. CHIRAG K. PATEL

Revival RADILOGIST

4th Floor, Aqua Corridor,
Nr. Star Bazar, Hazira Main Road,
Adajan, Surat-395009.
Mo. 97266 726683

Laboratory Test Result are Subject to technical limitation and should be clinically correlate for final diagnosis

4:05:16 PM
📍 4th Floor, Aqua Corridor, Hazira Road, Adajan Paal, Surat-395009.

☎ 0261 2747788

✉ revivaldiagnostics.surat@gmail.com

🌐 www.revivaldiagnostics.com

This medical report is not intended for medico-legal purposes.

REVIVAL DIAGNOSTICS

Ophthalmologist/Optomtrist
Date: _____



Name of Patient: KALPNABEN VEJAYBHAI PATEL

Age: 53 y / F

C/O: No

M/H - LMP: Hysterectomy done in 2002

O/H - AML: Normal delivery of boy [29 years]
[1991]

P/H: NAD

M/H: NAD

P/A: Soft

L/E: Soft

P/S: y PIP smears taken

P/V: _____

Handwritten signature

Revival Diagnostic
401, Aqua Corridor,
B/S. Star Bazar, Surat - 395009.
Mo. 91062-28601
Signature of the Doctor

Laboratory Test Result are Subject to technical limitation and should be clinically correlate for final diagnosis

4th Floor, Aqua Corridor, Hazira Road, Adajan Paal, Surat-395009.

☎ 0261 2747788

✉ revivaldiagnostics.surat@gmail.com

🌐 www.revivaldiagnostics.com

This medical report is not intended for medico-legal purposes.



2D-ECHOCARDIOGRAPHY & COLOR DOPPLER REPORT

Name:	KALPNABEN V PATEL	Age/Gender	53Yrs /Female
Referred by.	MEDI WHEEL	Date	10/09/2021

VITALS: BP = 120/80mmHg, PULSE = 78bpm, SPO2 = 98%

INDICATION: Preventive Health check up

- **CARDIAC CHAMBERS:** Left Ventricle: Normal size, Left Atrium: Normal size.
- No e/o thrombus in LA/LV.
- **Right Atrium:** Normal size. **Right Ventricle:** Normal size,
- **Normal Right Ventricular function.** (TAPSE=21mm)
- **Normal Left Ventricular systolic function. LVEF = 60% ,**
No regional wall abnormality. No thinning / scarring / dyskinesia of LV wall.
- **No Concentric Left Ventricular Hypertrophy.** (IVSd= 10 mm),
- **LV Compliance :**
No Left Ventricular Diastolic Dysfunction [LVDD]. No Doppler e/o raised LVEDP.
- **VALVES:**
- Structurally Normal Mitral valve/ Aortic valve/Tricuspid valve/ Pulmonary valve .
No significant Valvular Stenosis.
- **Doppler findings: AV max = 1.23 m/s, PV max = 0.9 m/s.**
Trivial Pulmonary Regurgitation, Trivial Tricuspid regurgitation.
- **No Pulmonary Arterial Hypertension. PASP by TRjet vel.method = 23 mmHg.**
- **SEPTAE:** IAS / IVS Appear Intact.
- **IVC :** Normal in dimension and shows good inspiratory collapse.
- **OTHERS:** No e/o Pericardial effusion / vegetation.

IMPRESSION:

NORMAL STUDY

**NORMAL LV SYSTOLIC FUNCTION, LVEF= 60 %, NO RWMA,
NO LVH , NO LVDD ,TRIVIAL PR/TR, NO PAH.**

**DR SUSHIL YADAV
CONSULTING & CLINICAL
CARDIOLOGIST**

Laboratory Test Result are Subject to technical limitation and should be clinically correlate for final diagnosis

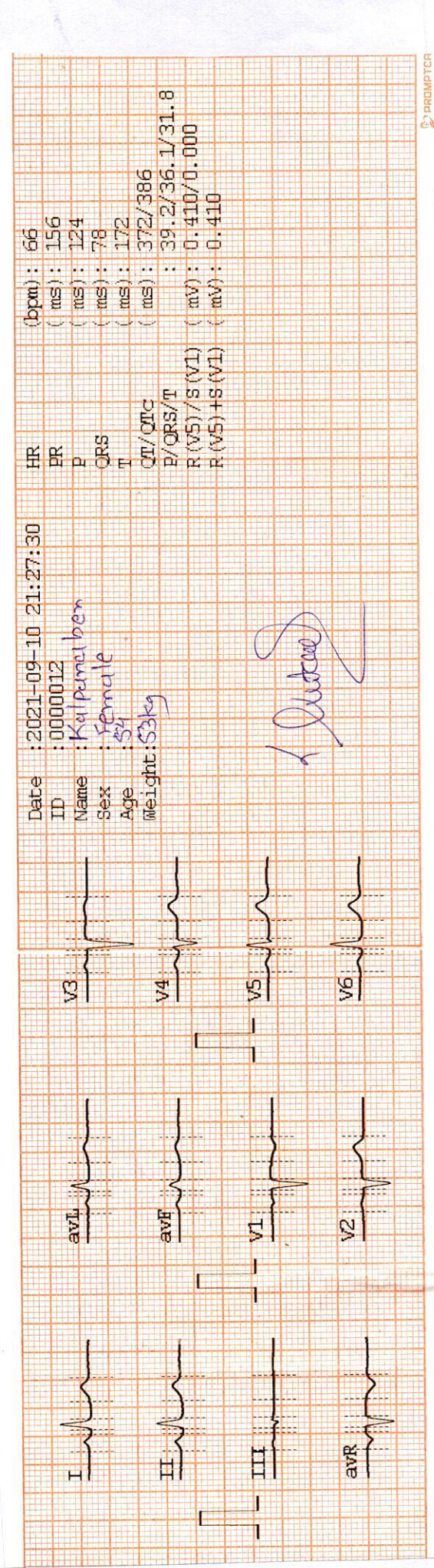
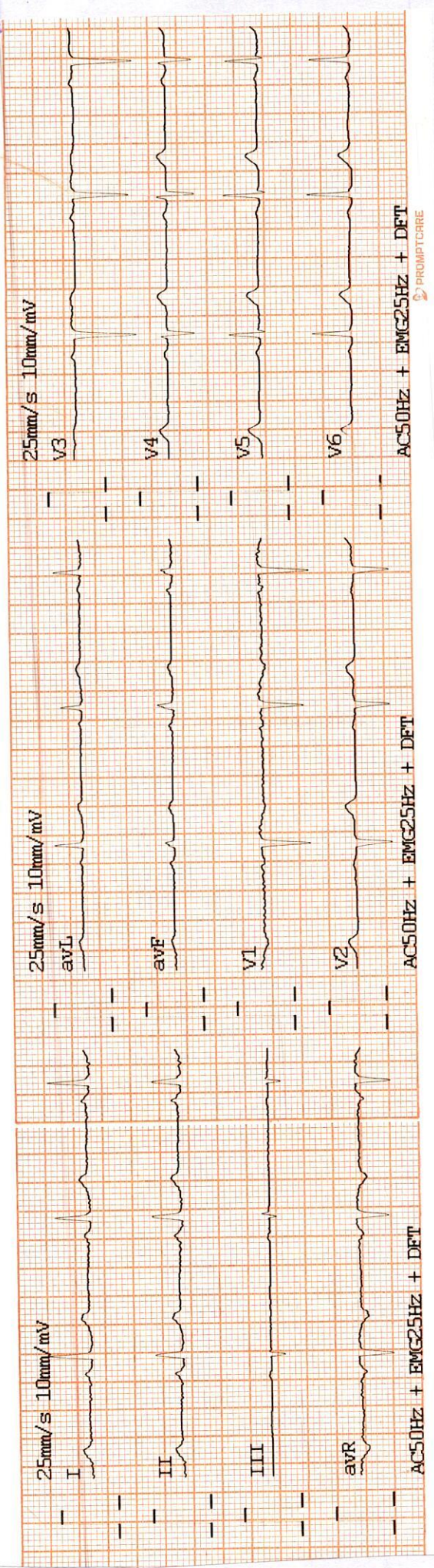
📍 4th Floor, Aqua Corridor, Hazira Road, Adajan Paal, Surat-395009.

☎ 0261 2747788

✉ revivaldiagnostics.surat@gmail.com

🌐 www.revivaldiagnostics.com

This medical report is not intended for medico-legal purposes.



REVIVAL DIAGNOSTICS



Name : KALPANABEN V PATEL
Age/Sex : 53 Yrs. Female
UHID : 11606
Ref. By Dr : MEDI WHEEL

Date : 10-Sep-2021
Rec No : 5061

ECG

Test	Observed Value	Biological Reference Interval
------	----------------	-------------------------------

ECG

1. The rhythm is sinus.
2. Heart rate is 66 beats per minute.
3. Normal P,QRS,T wave axis.
4. Normal PR,QRS,Q.T. Duration.
5. No pathological q wave or ST-T changes seen.
6. No evidence of chamber hypertrophy or enlargement seen.

IMPRESSION : ECG WITHIN NORMAL LIMITS.

DR. ADITI PATEL
M.B.B.S., D. CARD (MUM)
CLINICAL CARDIOLOGIST
REG.NO.G-42901

Revival Diagnostic
401, Aqua Corridor,
B/s. Star Bazar, Surat-395009.
Mo. 91062-28601

Laboratory Test Result are Subject to technical limitation and should be clinically correlate for final diagnosis



Kalpavanshi eptel

O/E of RFM of same 1 yr back.



REVIVAL
DIAGNOSTICS

Laboratory Test Result are Subject to technical limitation and should be clinically correlate for final diagnosis

4th Floor, Aqua Corridor, Hazira Road, Adajan Paal, Surat-395009.

0261 2747788

revivaldiagnostics.surat@gmail.com

www.revivaldiagnostics.com

This medical report is not intended for medico-legal purposes.



Fitness Certificate

REVIVAL DIAGNOSTICS.

Date: 10/09/2021

This is to certify that **MRS. Kalpanaben V PATEL** has completed pre employment medical check up at Reditus Diagnostics, Surat on 10/09/2021.

She is declared medically fit / unfit for the appropriate job.

(FIT WITH RECOMMENDATION)

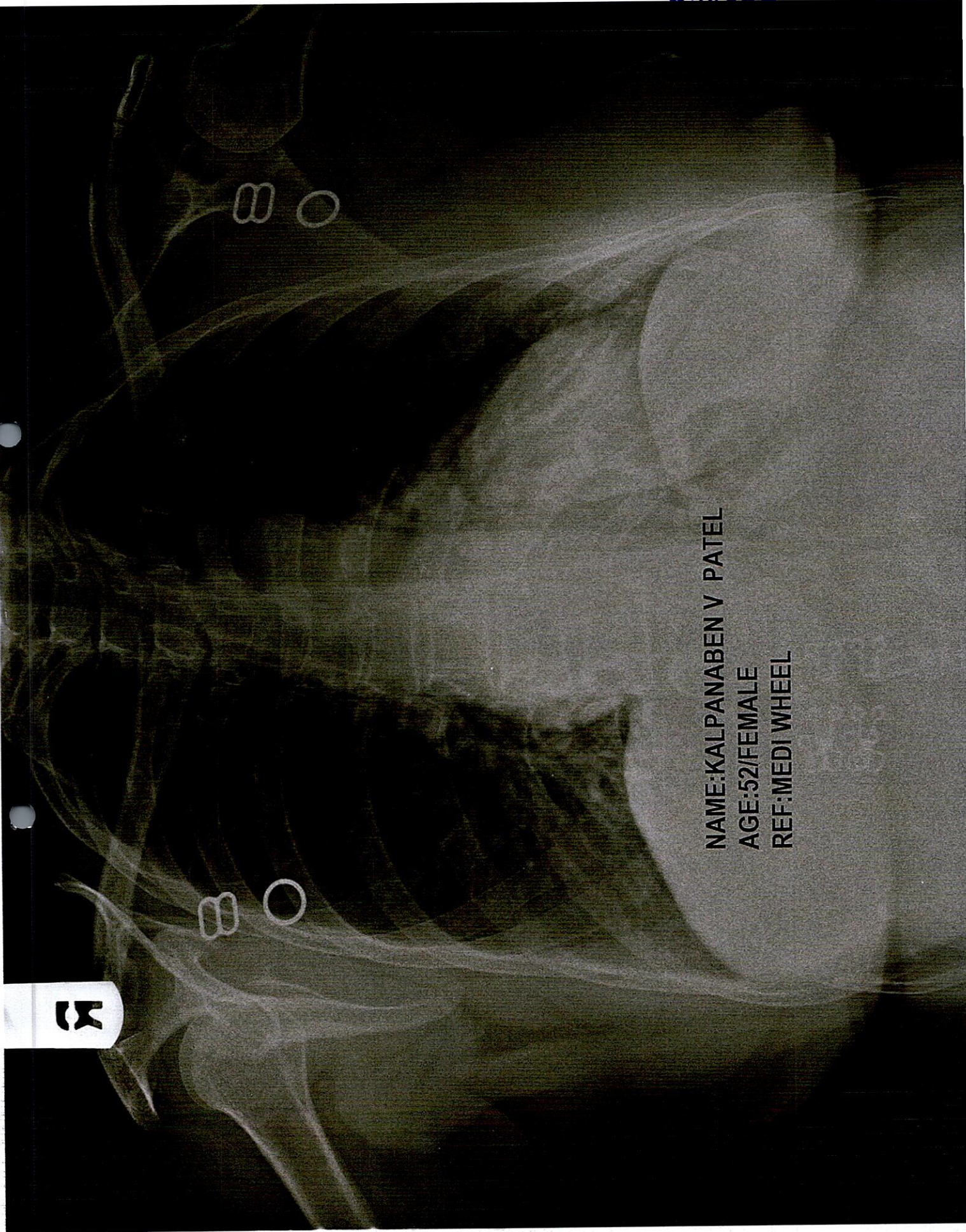
DR. CHIRAG PATEL

Revival Diagnostic

401, Aqua Corridor,
B/s. Star Bazar, Surat-395009
Mo. 91062-28601

Dr. Chirag Patel
M.B.B.S. G-49432

Laboratory Test Result are Subject to technical limitation and should be clinically correlate for final diagnosis



NAME: KALPANABEN V PATEL
AGE: 52/FEMALE
REF: MEDI WHEEL





NAME	KALPANA V PATEL	REPORTING DATE	10/SEP/2021
REF BY	MEDI WHEEL	AGE / SEX	52YRS / F

CHEST RADIOGRAPH-PA VIEW

Hilar shadows are within normal limits.

Pulmonary vasculature appears normal.

Cardia appears normal in size.

Both domesh of the diaphragm are smooth.

Both costophrenic recesses are clear.

Both lung fields appear normal.

Visualized bones and soft tissue shadows appear normal.

IMPRESSION:

NORMAL STUDY

Dr. CHIRAG K. PATEL
 MBBS-DMHD
 Reg. No. E-23599
 RADIOLOGIST
 Reditus Diagnostics
 4th Floor, Aqua Corridor,
 Nr. Star Bazar, Hazira Main Road,
 Adajan, Surat-395009
 Mo.No. 9726672668

Laboratory Test Result are Subject to technical limitation and should be clinically correlate for final diagnosis



ભારતીય વિશિષ્ટ ઓળખાણ-પ્રાધિકરણ

Unique Identification Authority of India

સરનામું: ૩, શિવકૃપા, લાભેશ પાર્ક, શાસ્ત્રી રોડ,
બારડોલી, સુરત, બારડોલી, ગુજરાત, ૩૯૪૬૦૧

Address: 3, Shivkrupa, Labhesh Park,
Shastri Road, Bardoli, Surat, Bardoli,
Gujarat, 394601

6237 5944 5885



1947

1800 300 1947



help @ uidai.gov.in

www

www.uidai.gov.in

10 Sep 2021 9:05:14 am

Adajan
Surat

Gujarat

Kalpana ben

