

201

THE UNION OF INDIA
MAHARASHTRA STATE MOTOR DRIVING LICENCE

DL No. MH09 20160002723 DOI: 15-01-2016
 Valid Till: 14-01-2036 (NT)

08-08-2017 FORM 7
 AUTHORIZATION TO DRIVE FOLLOWING CLASS RULE 16 (D)
 OF VEHICLES THROUGHOUT INDIA

COV DOI
 LMV 08-08-2017
 MCWG 15-01-2016

DOB: 27-07-1989 BG:

Name: PRAVIN TINAIKAR
 S/D/W of PRAMOD TINAIKAR
 Add: NP- KADGAON ROAD, SAMBAHJI NAGAR,
 PATIL VASAHAT,
 Gadhingal (M C), Kolhapur, MH
 PIN: 416502

Signature & ID of Issuing Authority: MH09

Signature/Thumb Impression of Holder

Pratikar
23.07.2022

[Signature]
Dr. Vandana G. Powar
 M.B.B.S., D.C.P.
 Reg. No. 68137





B - Shop No. 7, "Diwan Towers" Mangalwar Peth, Near Mirajkar Tikti, Opp. Nutan Marathi High School, Kolhapur. Mob. 9158529408, 9422047480, 9921285167

NAME : MR. PRAVIN TINAIKAR
REF BY : Dr. MEDIWHEEL LIFE INS

DATE : 23/07/2022 PT.NO. : 201 23072
AGE : 33. Yrs. SEX : M

HAEMOGRAM WITH INDICES

Test	Result	Units	Normal Range
Haemoglobin	- 15.1	g/dl	14-18
RBC Count	- 4.78	millions / cu-mm	4.5 - 6.5
PCV	- 45.5	%	40 - 54
MCV	- 95.2	fL	80 - 96
MCH	- 31.6	Pg	27 - 33
MCHC	- 33.2	gm/dl	33 - 36
RDW CV	- 12.0	%	11.0 - 14.5

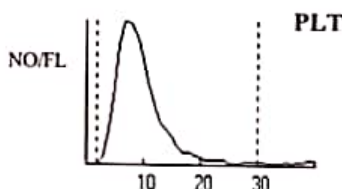
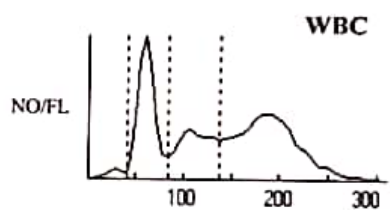
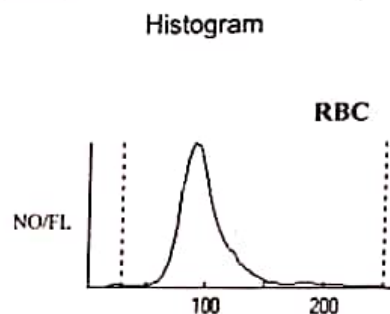
WBC Count	- 7500	/cumm	4000 - 11000
Neutrophils	- 66	%	40 - 75
Lymphocytes	- 29	%	20 - 40
Eosinophils	- 03	%	1 - 6
Monocytes	- 02	%	2-10
Basophils	- 00	%	0 - 1

Platelet Count	- 313000	/ul	150000 - 450000
MPV	- 8.7	fL	7.4 - 10.4
PDW	- 11.4	%	8-12
P-LCR	- 16.0	%	15-35

E.S.R. - 09 mm at 1hr
(By Wintrobe Method) 0-10

RBC Morphology - Normochromic, Normocytic.
WBC Morphology - Within Normal Limits
Platelets - Adequate

* Blood group - 'A' Rh Positive



Dr. Vandana G. Powar
M.B.B.S., D.C.P.
Reg. No. 68137



PATHOLOGIST

DR. VANDANA POWAR
M.B.B.S., D.C.P.

All Biochemistry Tests Done By Computerised Auto Analyser

HAEMATOLOGY | CLINICAL PATHOLOGY | BIOCHEMISTRY | SEROLOGY | MICROBIOLOGY | HISTOPATHOLOGY

24 Hours Emergency Service

Home Service Available

Dr. Vandana G. Powar M.B.B.S., D.C.P.
Consultant Pathologist



PARTH
PATHOLOGY LABORATORY
(Computerised)

Shop No. 7, "Diwan Towers" Mangalwar Peth, Near Mirajkar Tikti, Opp. Nutan Marathi High School, Kolhapur. Mob. 9158529408, 9422047480, 9921285167

PT.NAME : MR. PRAVIN TINAIKAR
REF. BY : DR. MEDIWHEEL LIFE INS

DATE : 23/07/2022
AGE : 33 Yrs. SEX : M
PT.NO. : 201 230722

BIOCHEMISTRY TEST REPORT

			<u>Normal Range</u>
Fasting Plasma Glucose	: 103.4	mg/dl	60-110 mg/dl
2 Hrs. Plasma Glucose	: 120.3	mg/dl	90-140 mg/dl
S. Creatinine	: 0.8	mg/dl	0.7 - 1.4 mg/dl
Blood Urea	: 27.3	mg/dl	12-42 mg/dl
Blood Urea Nitrogen	: 12.76	mg/dl	5 - 21 mg/dl
S. Uric acid	: 4.7	mg/dl	3.5 -7.2 mg/dl
CHOLESTEROL	: 159.2	mg/dl	0-250 mg/dl
HDL Cholesterol	: 33.2	mg/dl	30 - 70 mg/dl
S. Triglycerides	: 90.8	mg/dl	0-170 mg/dl
LDL Cholesterol	: 107.8	mg/dl	60 - 150 mg/dl
TC/HDLC Ratio	: 4.8		0 - 5
LDLC/HDLC Ratio	: 3.2		2.5 - 3.5

Dr. Vandana G. Powar

M.B.B.S., D.C.P.

Reg. No. 68137

PATHOLOGIST


DR. VANDANA POWAR
M.B.B.S., D.C.P.



All Biochemistry Tests Done By Computerised Auto Analyser

HAEMATOLOGY | CLINICAL PATHOLOGY | BIOCHEMISTRY | SEROLOGY | MICROBIOLOGY | HISTOPATHOLOGY

24 Hours Emergency Service

Home Service Available

Dr. Vandana G. Powar M.B.B.S., D.C.P.
Consultant Pathologist



PARTH
PATHOLOGY LABORATORY
(Computerised)

Shop No. 7, "Diwan Towers" Mangalwar Peth, Near Mirajkar Tikti, Opp. Nutan Marathi High School, Kolhapur. Mob. 9158529408, 9422047480, 9921285167

PT.NAME : MR. PRAVIN TINAIKAR
REF. BY : DR. MEDIWHEEL LIFE INS

DATE : 23/07/2022
AGE : 33 Yrs. SEX : M
PT.NO. : 201 230722

BIOCHEMISTRY TEST REPORT

			<u>Normal Range</u>
S. Bilirubin (Total)	: 0.28	mg/dl	0 - 1.0 mg/dl
S. Bilirubin (Direct)	: 0.12	mg/dl	0 - 0.25 mg/dl
S. Bilirubin (Indirect)	: 0.16	mg/dl	0 - 0.75 mg/dl
S.G.O.T	: 27.6	IU/L	5-40 IU/L
S.G.P.T	: 12.3	IU/L	5-40 IU/L
S. Alkaline Phosphatase	: 97.8	IU/L	37 - 147 IU/L
Total Proteins	: 7.6	g/dl	6.6 - 8.3 g/dl
S. Albumin	: 4.9	g/dl	3.5 - 5.0 g/dl
S. Globulin	: 2.7	g/dl	1.5 - 3 g/dl
A/G Ratio	: 1.8 : 1		0.90 - 2.00

Dr. Vandana G. Powar
M.B.B.S., D.C.P.
Reg. No. 68137



PATHOLOGIST

DR. VANDANA POWAR
M.B.B.S., D.C.P.

All Biochemistry Tests Done By Computerised Auto Analyser

HAEMATOLOGY | CLINICAL PATHOLOGY | BIOCHEMISTRY | SEROLOGY | MICROBIOLOGY | HISTOPATHOLOGY

24 Hours Emergency Service

Home Service Available

Dr. Vandana G. Powar M.B.B.S., D.C.P.
Consultant Pathologist



PARTH
PATHOLOGY LABORATORY
(Computerised)

Shop No. 7, "Diwan Towers" Mangalwar Peth, Near Mirajkar Tikti, Opp. Nutan Marathi
High School, Kolhapur. Mob. 9158529408, 9422047480, 9921285167

PT.NAME : MR. PRAVIN TINAIKAR
REF. BY : DR. MEDIWHEEL LIFE INS

DATE : 23/07/2022
AGE : 33 Yrs. SEX : M
PT.NO. : 201 230722

REPORT ON % GLYCOHAEMOGLOBIN OF BLOOD

% Glycohaemoglobin of blood : 5.7 %
Estimated mean blood glucose : 117.2 mg/dl

(Reference For Guideline)

- < 6.0 - Normal
- 6.0 - 7.0 % - Good Control
- 7.0 - 8.0 % - Fair Control
- 8.0-10.0% - Unsatisfactory control
- >10.0% - Poor control



Dr. Vandana G. Powar
M.B.B.S., D.C.P.
Reg. No. 68137
PATHOLOGIST

Vandana Powar
DR. VANDANA POWAR
M.B.B.S., D.C.P.

All Biochemistry Tests Done By Computerised Auto Analyser
HAEMATOLOGY | CLINICAL PATHOLOGY | BIOCHEMISTRY | SEROLOGY | MICROBIOLOGY | HISTOPATHOLOGY
24 Hours Emergency Service **Home Service Available**

Dr. Vandana G. Powar M.B.B.S., D.C.P.
Consultant Pathologist



PARTH
PATHOLOGY LABORATORY
(Computerised)

B-Shop No. 7, "Diwan Towers" Mangalwar Peth, Near Mirajkar Tikti, Opp. Nutan Marathi High School, Kolhapur. Mob. 9158529408, 9422047480, 9921285167

PT.NAME : MR. PRAVIN TINAIKAR
REF. BY : DR. MEDIWHEEL LIFE INS

DATE : 23/07/2022
AGE : 33 Yrs. SEX : M
PT.NO. : 201 230722

EXAMINATION OF URINE

Normal Range

PHYSICAL EXAMINATION

Quantity	: 05 ml	
Colour	: Pale Yellow	
Appearance	: Clear	
Deposit	: Absent	
Reaction (pH)	: Acidic	
Specific Gravity	: 1.024	1.003 - 1.035

CHEMICAL EXAMINATION

Proteins	: Absent	
Glucose	: Absent	
Ketone Bodies	: --	
Bile Salts	: Absent	Absent
Bile Pigments	: Absent	Absent
Urobilinogen	: --	
Occult Blood	: Absent	

MICROSCOPIC EXAMINATION

Epithelial Cells	: 1 - 2 /hpf
Pus Cells	: 2 - 3 /hpf
Red Blood Cells	: Absent /hpf
Casts	: Absent
Crystals	: Absent
Amorphous Deposits	: Absent

OTHER FINDINGS

Yeast Cells	: Absent
Trichomonas vaginalis	: Absent
Bacteria	: Absent
Mucus Threads	: Absent
Spermatozoa	: Absent

Dr. Vandana G. Powar
M.B.B.S., D.C.P.
Reg. No. 68137

PATHOLOGIST

[Signature]
DR. VANDANA POWAR
M.B.B.S., D.C.P.



All Biochemistry Tests Done By Computerised Auto Analyser

HAEMATOLOGY | CLINICAL PATHOLOGY | BIOCHEMISTRY | SEROLOGY | MICROBIOLOGY | HISTOPATHOLOGY

24 Hours Emergency Service

Home Service Available

Name _____ Age _____ M/F _____ mmHg _____ 10mm/mV 25mm/s 0.1-35 Hz BLC 72bpm



CLARITY TEST LAB

10:57:26 23/07/2022 Clarity Medical Pvt. Ltd. www.clarity-medical.com ClarityMed ECG-1000 Dr:

Name Pravin Tinaikar

Interpretation Report For ADULT

Age 33 Yrs. Ht _____ cms. Wt _____ Kg

Sinus Rhythm
Normal ECG

Sex M/F M BP _____ mmHg

Heart Rate 72 BPM

23/07/2022
[Signature]
Dr. Vandana G. Powar
M.B.B.S., D.C.P.
Reg. No. 68137

(ms)	P	QRS	PQ	QT	QTc
	97	83	138	365	399

REMARKS

(%)	QT/QTc	QT/RR
	92	44




Axis	P	QRS	T
	77°	18°	11°

Unconfirmed Report
Dr:

ina G. Powar
M.B.B.S., D.C.P.
No. 68137

IOLOGIST

PS: Not for medico legal purposes.



[Signature]
DR. VANDANA POWAR
M.B.B.S., D.C.P.

All Biochemistry Tests Done By Computerised Auto Analyser

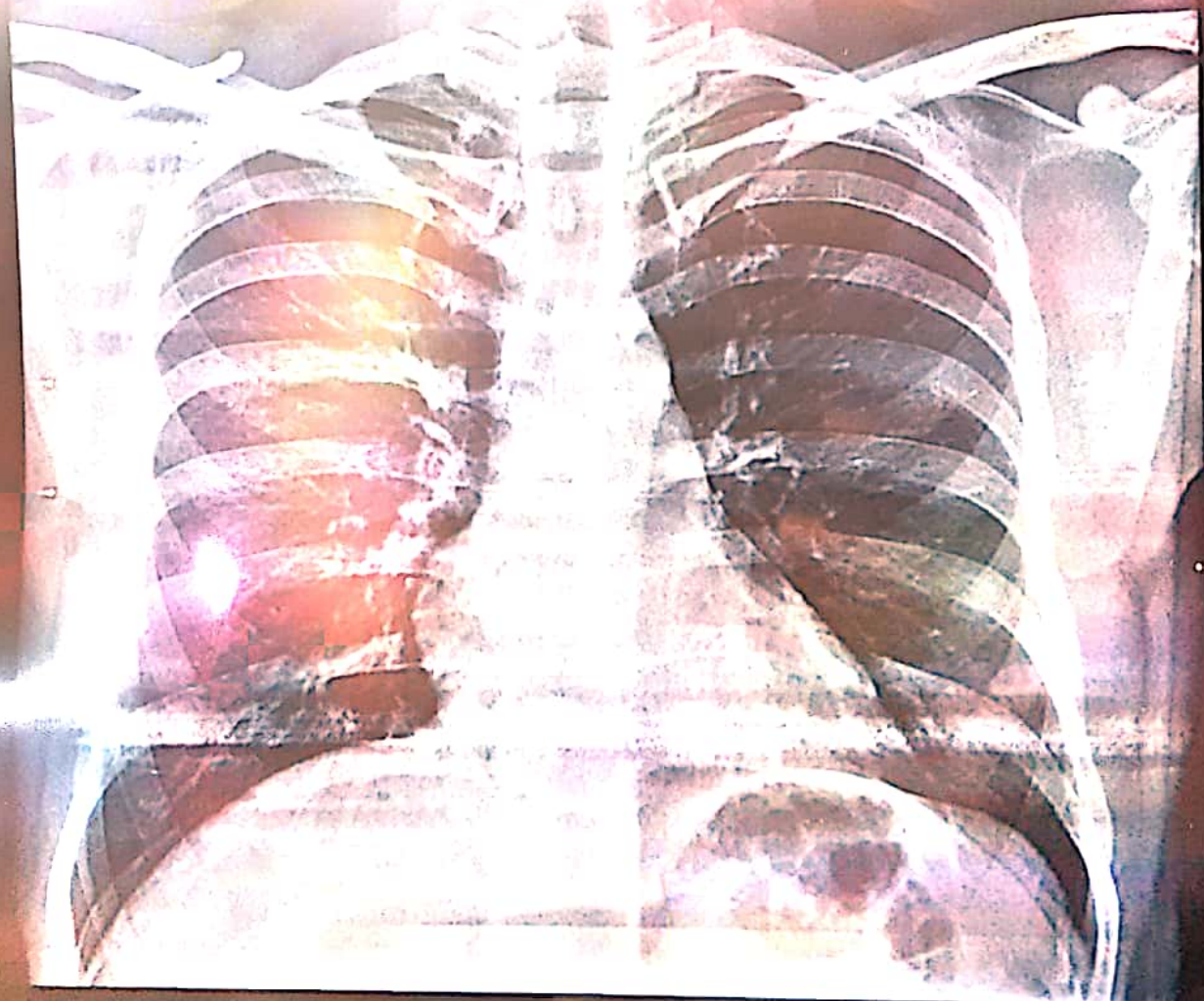
HAEMATOLOGY | CLINICAL PATHOLOGY | BIOCHEMISTRY | SEROLOGY | MICROBIOLOGY | HISTOPATHOLOGY

Home Service Available

PRAVIN TINAKAR 33YRS DR. VANDANA POWAR,
Sex: Male
ID: PAT000760

L

Acq. Date: 23/07/2022
Acq. Time: 10:34:24
Exp. Index: 1821



8cm

CHEST
PA
W: 2550, L: 2453
Tech ID: admin

8cm

Scale: 0.55
Mahalaxmi X-ray and Sonography Clinic

MAHALAXMI X-RAY AND SONOGRAPHY CLINIC

Eagle Pride, Below Shamrao Vitthal Bank, Mirajkar Tikati, Kolhapur. Phone : 2542012.

~~Dr. Vishram Mehta, M.D.~~

July 23, 2022

Name : Pravin Pramod Tinaikar M / 33 yrs
Ref.by : Dr. Vandana Powar


X-Ray Chest, P.A. view :

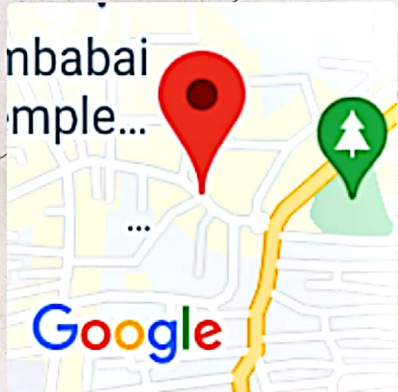
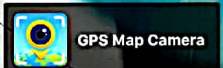
The lung fields are normal. The lung markings are normal.

The hilar shadows are normal. The mediastinum and the pulmonary vascularity are normal.

The domes and angles of diaphragm show no abnormality.

Impression : No significant abnormality is detected.


Vishram Mehta.



Kolhapur, Maharashtra, India
Binkhabhi Ganesh mandir road mirajakar tikti vitthal Plaza,
M6VF+3PR, Mangalwar Peth, C Ward, Kolhapur, Maharashtra 416002,
India
Lat 16.692814°
Long 74.224276°
23/07/22 08:55 AM