

Name	Mr.ROHIT KUMAR	ID	MED111408524
Age & Gender	38/MALE	Visit Date	10/12/2022
Ref Doctor Name	MediWheel		

ABDOMINO-PELVIC ULTRASONOGRAPHY

LIVER is normal in shape, size and has uniform echopattern. No evidence of focal lesion or intrahepatic biliary ductal dilatation. Hepatic and portal vein radicals are normal.

GALL BLADDER shows normal shape and has clear contents. Gall bladder wall is of normal thickness. CBD is of normal calibre.

PANCREAS has normal shape, size and uniform echopattern. No evidence of ductal dilatation or calcification.

SPLEEN shows normal shape, size and echopattern.
No demonstrable Para -aortic lymphadenopathy.

KIDNEYS move well with respiration and have normal shape, size and echopattern.
Cortico- medullary differentiations are well madeout. No evidence of calculus or hydronephrosis.

The kidney measures as follows:

	Bipolar length (cms)	Parenchymal thickness (cms)
Right Kidney	10.9	1.4
Left Kidney	11.6	1.6

URINARY BLADDER shows normal shape and wall thickness. It has clear contents. No evidence of diverticula.

PROSTATE shows normal shape, size and echopattern. It measures 3.5 x 2.9 x 3.6cms (Vol:19cc).

No evidence of ascites / pleural effusion.

IMPRESSION:

➤ **NO SIGNIFICANT ABNORMALITY DETECTED.**

REPORT DISCLAIMER

1.This is only a radiological impression.Like other investigations, radiological investigation also have limitation. Therefore radiological reports should be interpreted in correlation with clinical and pathological findings.
2.The results reported here in are subject to interpretation by qualified medical professionals only.
3.Customer identities are accepted provided by the customer or their representative.
4.information about the customer's condition at the time of sample collection such as fasting, food consumption, medication, etc are accepted as provided by the customer or representative and shall not be investigated for its truthfulness.
5.If any specimen/sample is received from any others laboratory/hospital,its is presumed that the sample belongs to the patient identified or named.
6.Test results should be interpreted in context of clinical and other findings if any.In case of any clarification /doubt , the referring doctor/patient can contact the respective section head of the laboratory.

7.Results of the test are influenced by the various factors such as sensitivity, specificity of the procedures of the tests, quality of the samples and drug interactions etc.,
8.If the test results are found not to be correlating clinically can contact the lab in charge for clarification or retesting where practicable within 24 hours from the time of issue of results.
9.Liability is limited to the extend of amount billed.
10.Reports are subject to interpretation in their entirety.partial or selective interpretation may lead to false opinion.
11.Disputes,if any , with regard to the report findings are subject to the exclusive jurisdiction of the competent courts chennai only.

Name	Mr.ROHIT KUMAR	ID	MED111408524
Age & Gender	38/MALE	Visit Date	10/12/2022
Ref Doctor Name	MediWheel		

**DR. APARNA
CONSULTANT RADIOLOGIST**

A/da

REPORT DISCLAIMER

- 1.This is only a radiological impression.Like other investigations, radiological investigation also have limitation. Therefore radiological reports should be interpreted in correlation with clinical and pathological findings.
- 2.The results reported here in are subject to interpretation by qualified medical professionals only.
- 3.Customer identities are accepted provided by the customer or their representative.
- 4.information about the customer's condition at the time of sample collection such as fasting, food consumption, medication, etc are accepted as provided by the customer or representative and shall not be investigated for its truthfulness.
- 5.If any specimen/sample is received from any others laboratory/hospital,its is presumed that the sample belongs to the patient identified or named.
- 6.Test results should be interpreted in context of clinical and other findings if any.In case of any clarification /doubt , the referring doctor/patient can contact the respective section head of the laboratory.
- 7.Results of the test are influenced by the various factors such as sensitivity, specificity of the procedures of the tests, quality of the samples and drug interactions etc.,
- 8.If the test results are found not to be correlating clinically can contact the lab in charge for clarification or retesting where practicable within 24 hours from the time of issue of results.
- 9.Liability is limited to the extend of amount billed.
- 10.Reports are subject to interpretation in their entirety.partial or selective interpretation may lead to false opinion.
- 11.Disputes,if any , with regard to the report findings are subject to the exclusive jurisdiction of the competent courts chennai only.

Name : Mr. ROHIT KUMAR

PID No. : MED111408524

SID No. : 422082128

Age / Sex : 38 Year(s) / Male

Type : OP

Ref. Dr : MediWheel

Register On : 10/12/2022 9:22 AM

Collection On : 10/12/2022 10:42 AM

Report On : 10/12/2022 5:09 PM

Printed On : 21/12/2022 6:14 PM




<u>Investigation</u>	<u>Observed Value</u>	<u>Unit</u>	<u>Biological Reference Interval</u>
----------------------	-----------------------	-------------	--------------------------------------

HAEMATOLOGY

Complete Blood Count With - ESR

Haemoglobin (EDTA Blood/Spectrophotometry)	14.7	g/dL	13.5 - 18.0
Packed Cell Volume(PCV)/Haematocrit (EDTA Blood)	45.3	%	42 - 52
RBC Count (EDTA Blood)	5.19	mill/cu.mm	4.7 - 6.0
Mean Corpuscular Volume(MCV) (EDTA Blood)	87.1	fL	78 - 100
Mean Corpuscular Haemoglobin(MCH) (EDTA Blood)	28.4	pg	27 - 32
Mean Corpuscular Haemoglobin concentration(MCHC) (EDTA Blood)	32.6	g/dL	32 - 36
RDW-CV (EDTA Blood)	13.7	%	11.5 - 16.0
RDW-SD (EDTA Blood)	41.76	fL	39 - 46
Total Leukocyte Count (TC) (EDTA Blood)	5400	cells/cu.mm	4000 - 11000
Neutrophils (EDTA Blood)	59.9	%	40 - 75
Lymphocytes (EDTA Blood)	25.8	%	20 - 45
Eosinophils (EDTA Blood)	3.4	%	01 - 06
Monocytes (EDTA Blood)	10.3	%	01 - 10



APPROVED BY

Name : Mr. ROHIT KUMAR

PID No. : MED111408524

SID No. : 422082128

Age / Sex : 38 Year(s) / Male

Type : OP

Ref. Dr : MediWheel

Register On : 10/12/2022 9:22 AM


Collection On : 10/12/2022 10:42 AM

Report On : 10/12/2022 5:09 PM

Printed On : 21/12/2022 6:14 PM



<u>Investigation</u>	<u>Observed Value</u>	<u>Unit</u>	<u>Biological Reference Interval</u>
Basophils (Blood)	0.6	%	00 - 02
INTERPRETATION: Tests done on Automated Five Part cell counter. All abnormal results are reviewed and confirmed microscopically.			
Absolute Neutrophil count (EDTA Blood)	3.23	10 ³ / μ l	1.5 - 6.6
Absolute Lymphocyte Count (EDTA Blood)	1.39	10 ³ / μ l	1.5 - 3.5
Absolute Eosinophil Count (AEC) (EDTA Blood)	0.18	10 ³ / μ l	0.04 - 0.44
Absolute Monocyte Count (EDTA Blood)	0.56	10 ³ / μ l	< 1.0
Absolute Basophil count (EDTA Blood)	0.03	10 ³ / μ l	< 0.2
Platelet Count (EDTA Blood)	170	10 ³ / μ l	150 - 450
MPV (EDTA Blood)	12.2	fL	7.9 - 13.7
PCT (EDTA Blood/Automated Blood cell Counter)	0.21	%	0.18 - 0.28
ESR (Erythrocyte Sedimentation Rate) (Citratd Blood)	8	mm/hr	< 15



APPROVED BY


Name : Mr. ROHIT KUMAR
PID No. : MED111408524
SID No. : 422082128
Age / Sex : 38 Year(s) / Male
Type : OP
Ref. Dr : MediWheel

Register On : 10/12/2022 9:22 AM
Collection On : 10/12/2022 10:42 AM
Report On : 10/12/2022 5:09 PM
Printed On : 21/12/2022 6:14 PM



<u>Investigation</u>	<u>Observed Value</u>	<u>Unit</u>	<u>Biological Reference Interval</u>
<u>BIOCHEMISTRY</u>			
<u>Liver Function Test</u>			
Bilirubin(Total) (Serum/DCA with ATCS)	0.86	mg/dL	0.1 - 1.2
Bilirubin(Direct) (Serum/Diazotized Sulfanilic Acid)	0.25	mg/dL	0.0 - 0.3
Bilirubin(Indirect) (Serum/Derived)	0.61	mg/dL	0.1 - 1.0
SGOT/AST (Aspartate Aminotransferase) (Serum/Modified IFCC)	28.58	U/L	5 - 40
SGPT/ALT (Alanine Aminotransferase) (Serum/Modified IFCC)	37.02	U/L	5 - 41
GGT(Gamma Glutamyl Transpeptidase) (Serum/IFCC / Kinetic)	47.79	U/L	< 55
Alkaline Phosphatase (SAP) (Serum/Modified IFCC)	109.5	U/L	53 - 128
Total Protein (Serum/Biuret)	7.39	gm/dl	6.0 - 8.0
Albumin (Serum/Bromocresol green)	4.72	gm/dl	3.5 - 5.2
Globulin (Serum/Derived)	2.67	gm/dL	2.3 - 3.6
A : G RATIO (Serum/Derived)	1.77		1.1 - 2.2


DR JUSTINA WILLIAMS
Senior Consultant Pathologist
Reg No: PNB20080000054 KTK
VERIFIED BY


DR SHAMIM JAVED
MD PATHOLOGY
KMC 88902
APPROVED BY

Name : Mr. ROHIT KUMAR

PID No. : MED111408524

SID No. : 422082128

Age / Sex : 38 Year(s) / Male

Type : OP

Ref. Dr : MediWheel

Register On : 10/12/2022 9:22 AM

Collection On : 10/12/2022 10:42 AM

Report On : 10/12/2022 5:09 PM

Printed On : 21/12/2022 6:14 PM



<u>Investigation</u>	<u>Observed Value</u>	<u>Unit</u>	<u>Biological Reference Interval</u>
----------------------	-----------------------	-------------	--------------------------------------

Lipid Profile

Cholesterol Total (Serum/CHOD-PAP with ATCS)	219.73	mg/dL	Optimal: < 200 Borderline: 200 - 239 High Risk: >= 240
---	--------	-------	--

Triglycerides (Serum/GPO-PAP with ATCS)	174.14	mg/dL	Optimal: < 150 Borderline: 150 - 199 High: 200 - 499 Very High: >= 500
--	--------	-------	---

INTERPRETATION: The reference ranges are based on fasting condition. Triglyceride levels change drastically in response to food, increasing as much as 5 to 10 times the fasting levels, just a few hours after eating. Fasting triglyceride levels show considerable diurnal variation too. There is evidence recommending triglycerides estimation in non-fasting condition for evaluating the risk of heart disease and screening for metabolic syndrome, as non-fasting sample is more representative of the usual circulating level of triglycerides during most part of the day.

HDL Cholesterol (Serum/Immunoinhibition)	43.15	mg/dL	Optimal(Negative Risk Factor): >= 60 Borderline: 40 - 59 High Risk: < 40
---	-------	-------	--

LDL Cholesterol (Serum/Calculated)	141.8	mg/dL	Optimal: < 100 Above Optimal: 100 - 129 Borderline: 130 - 159 High: 160 - 189 Very High: >= 190
---------------------------------------	-------	-------	---

VLDL Cholesterol (Serum/Calculated)	34.8	mg/dL	< 30
--	------	-------	------

Non HDL Cholesterol (Serum/Calculated)	176.6	mg/dL	Optimal: < 130 Above Optimal: 130 - 159 Borderline High: 160 - 189 High: 190 - 219 Very High: >= 220
---	-------	-------	--

DR JUSTINA WILLIAMS
Senior Consultant Pathologist
Reg No: PNB20080000054 KTK

VERIFIED BY

DR SHAMIM JAVED
MD PATHOLOGY
KMC 88902

APPROVED BY

Name : Mr. ROHIT KUMAR

PID No. : MED111408524

SID No. : 422082128

Age / Sex : 38 Year(s) / Male

Type : OP

Ref. Dr : MediWheel

Register On : 10/12/2022 9:22 AM

Collection On : 10/12/2022 10:42 AM

Report On : 10/12/2022 5:09 PM

Printed On : 21/12/2022 6:14 PM



Investigation

Observed Value

Unit

Biological Reference Interval

INTERPRETATION: 1.Non-HDL Cholesterol is now proven to be a better cardiovascular risk marker than LDL Cholesterol.
2.It is the sum of all potentially atherogenic proteins including LDL, IDL, VLDL and chylomicrons and it is the "new bad cholesterol" and is a co-primary target for cholesterol lowering therapy.

Total Cholesterol/HDL Cholesterol Ratio (Serum/Calculated)	5.1	Optimal: < 3.3 Low Risk: 3.4 - 4.4 Average Risk: 4.5 - 7.1 Moderate Risk: 7.2 - 11.0 High Risk: > 11.0
---	-----	--


Triglyceride/HDL Cholesterol Ratio (TG/HDL) (Serum/Calculated)	4	Optimal: < 2.5 Mild to moderate risk: 2.5 - 5.0 High Risk: > 5.0
--	---	--

LDL/HDL Cholesterol Ratio (Serum/Calculated)	3.3	Optimal: 0.5 - 3.0 Borderline: 3.1 - 6.0 High Risk: > 6.0
---	-----	---



DR JUSTINA WILLIAMS
Senior Consultant Pathologist
Reg No: PNB20080000054 KTK

VERIFIED BY



DR SHAMIM JAVED
MD PATHOLOGY
KMC 88902

APPROVED BY

Name : Mr. ROHIT KUMAR

PID No. : MED111408524

SID No. : 422082128

Age / Sex : 38 Year(s) / Male

Type : OP

Ref. Dr : MediWheel

Register On : 10/12/2022 9:22 AM

Collection On : 10/12/2022 10:42 AM

Report On : 10/12/2022 5:09 PM

Printed On : 21/12/2022 6:14 PM



<u>Investigation</u>	<u>Observed Value</u>	<u>Unit</u>	<u>Biological Reference Interval</u>
<u>Glycosylated Haemoglobin (HbA1c)</u>			
HbA1C (Whole Blood/HPLC)	5.6	%	Normal: 4.5 - 5.6 Prediabetes: 5.7 - 6.4 Diabetic: \geq 6.5

INTERPRETATION: If Diabetes - Good control : 6.1 - 7.0 % , Fair control : 7.1 - 8.0 % , Poor control \geq 8.1 %

Estimated Average Glucose 114.02 mg/dL
(Whole Blood)

INTERPRETATION: Comments

HbA1c provides an index of Average Blood Glucose levels over the past 8 - 12 weeks and is a much better indicator of long term glycaemic control as compared to blood and urinary glucose determinations.

Conditions that prolong RBC life span like Iron deficiency anemia, Vitamin B12 & Folate deficiency, hypertriglyceridemia, hyperbilirubinemia, Drugs, Alcohol, Lead Poisoning, Asplenia can give falsely elevated HbA1C values.

Conditions that shorten RBC survival like acute or chronic blood loss, hemolytic anemia, Hemoglobinopathies, Splenomegaly, Vitamin E ingestion, Pregnancy, End stage Renal disease can cause falsely low HbA1c.

A handwritten signature in blue ink that reads "justina williams".

DR JUSTINA WILLIAMS
Senior Consultant Pathologist
Reg No: PNB20080000054 KTK

VERIFIED BY

A handwritten signature in blue ink that reads "Shamim Javed".

DR SHAMIM JAVED
MD PATHOLOGY
KMC 88902

APPROVED BY

Name : Mr. ROHIT KUMAR

PID No. : MED111408524

SID No. : 422082128

Age / Sex : 38 Year(s) / Male

Type : OP

Ref. Dr : MediWheel

Register On : 10/12/2022 9:22 AM

Collection On : 10/12/2022 10:42 AM

Report On : 10/12/2022 5:09 PM

Printed On : 21/12/2022 6:14 PM



<u>Investigation</u>	<u>Observed Value</u>	<u>Unit</u>	<u>Biological Reference Interval</u>
----------------------	-----------------------	-------------	--------------------------------------

IMMUNOASSAY

THYROID PROFILE / TFT

T3 (Triiodothyronine) - Total (Serum/ECLIA)	1.37	ng/ml	0.7 - 2.04
--	------	-------	------------

INTERPRETATION:

Comment :

Total T3 variation can be seen in other condition like pregnancy, drugs, nephrosis etc. In such cases, Free T3 is recommended as it is Metabolically active.

T4 (Tyroxine) - Total (Serum/ECLIA)	10.45	µg/dl	4.2 - 12.0
--	-------	-------	------------

INTERPRETATION:

Comment :

Total T4 variation can be seen in other condition like pregnancy, drugs, nephrosis etc. In such cases, Free T4 is recommended as it is Metabolically active.

TSH (Thyroid Stimulating Hormone) (Serum/ECLIA)	5.26	µIU/mL	0.35 - 5.50
--	------	--------	-------------

INTERPRETATION:

Reference range for cord blood - upto 20

1 st trimester: 0.1-2.5

2 nd trimester 0.2-3.0

3 rd trimester : 0.3-3.0

(Indian Thyroid Society Guidelines)

Comment :

1.TSH reference range during pregnancy depends on Iodine intake, TPO status, Serum HCG concentration, race, Ethnicity and BMI.

2.TSH Levels are subject to circadian variation, reaching peak levels between 2-4am and at a minimum between 6-10PM.The variation can be of the order of 50%,hence time of the day has influence on the measured serum TSH concentrations.

3.Values&lt;0.03 µIU/mL need to be clinically correlated due to presence of rare TSH variant in some individuals.


Dr Anusha.K.S
Sr.Consultant Pathologist
Reg No : 100674

APPROVED BY

Name : Mr. ROHIT KUMAR

PID No. : MED111408524

SID No. : 422082128

Age / Sex : 38 Year(s) / Male

Type : OP

Ref. Dr : MediWheel

Register On : 10/12/2022 9:22 AM

Collection On : 10/12/2022 10:42 AM

Report On : 10/12/2022 5:09 PM

Printed On : 21/12/2022 6:14 PM



<u>Investigation</u>	<u>Observed Value</u>	<u>Unit</u>	<u>Biological Reference Interval</u>
----------------------	-----------------------	-------------	--------------------------------------

CLINICAL PATHOLOGY

PHYSICAL EXAMINATION (URINE COMPLETE)

Colour (Urine)	Yellow		Yellow to Amber
Appearance (Urine)	Clear		Clear
Volume(CLU) (Urine)	15		

CHEMICAL EXAMINATION (URINE COMPLETE)

pH (Urine)	5.0		4.5 - 8.0
Specific Gravity (Urine)	1.013		1.002 - 1.035
Ketone (Urine)	Negative		Negative
Urobilinogen (Urine)	Normal		Normal
Blood (Urine)	Negative		Negative
Nitrite (Urine)	Negative		Negative
Bilirubin (Urine)	Negative		Negative
Protein (Urine)	Negative		Negative


Dr RAVIKUMAR R
MBBS, MD BIOCHEMISTRY
CONSULTANT BIOCHEMIST
Reg No : 78771

APPROVED BY

Name : Mr. ROHIT KUMAR

PID No. : MED111408524

SID No. : 422082128

Age / Sex : 38 Year(s) / Male

Type : OP

Ref. Dr : MediWheel

Register On : 10/12/2022 9:22 AM

Collection On : 10/12/2022 10:42 AM

Report On : 10/12/2022 5:09 PM

Printed On : 21/12/2022 6:14 PM



<u>Investigation</u>	<u>Observed Value</u>	<u>Unit</u>	<u>Biological Reference Interval</u>
Glucose (Urine/GOD - POD)	Negative		Negative
Leukocytes(CP) (Urine)	Negative		

MICROSCOPIC EXAMINATION
(URINE COMPLETE)

Pus Cells (Urine)	0-1	/hpf	NIL
Epithelial Cells (Urine)	0-1	/hpf	NIL
RBCs (Urine)	NIL	/hpf	NIL
Others (Urine)	NIL		

INTERPRETATION:Note: Done with Automated Urine Analyser & Automated urine sedimentation analyser. All abnormal reports are reviewed and confirmed microscopically.

Casts (Urine)	NIL	/hpf	NIL
Crystals (Urine)	NIL	/hpf	NIL


Dr RAVIKUMAR R
MBBS, MD BIOCHEMISTRY
CONSULTANT BIOCHEMIST
Reg No : 78771

APPROVED BY

Name : Mr. ROHIT KUMAR

PID No. : MED111408524

SID No. : 422082128

Age / Sex : 38 Year(s) / Male

Type : OP

Ref. Dr : MediWheel

Register On : 10/12/2022 9:22 AM

Collection On : 10/12/2022 10:42 AM

Report On : 10/12/2022 5:09 PM

Printed On : 21/12/2022 6:14 PM



<u>Investigation</u>	<u>Observed Value</u>	<u>Unit</u>	<u>Biological Reference Interval</u>
<u>PHYSICAL EXAMINATION(STOOL COMPLETE)</u>			
Mucus (Stool)	Absent		Absent
Consistency (Stool)	Semi Solid		Semi Solid to Solid
Colour (Stool)	Brown		Brown
Blood (Stool)	Absent		Absent
<u>MICROSCOPIC EXAMINATION(STOOL COMPLETE)</u>			
Ova (Stool)	NIL		NIL
Cysts (Stool)	NIL		NIL
Trophozoites (Stool)	NIL		NIL
RBCs (Stool)	NIL	/hpf	Nil
Pus Cells (Stool)	0-1	/hpf	NIL
Others (Stool)	NIL		
<u>CHEMICAL EXAMINATION(STOOL ROUTINE)</u>			


Dr RAVIKUMAR R
MBBS, MD BIOCHEMISTRY
CONSULTANT BIOCHEMIST
Reg No : 78771

APPROVED BY

Name : Mr. ROHIT KUMAR

PID No. : MED111408524

SID No. : 422082128

Age / Sex : 38 Year(s) / Male

Type : OP

Ref. Dr : MediWheel

Register On : 10/12/2022 9:22 AM

Collection On : 10/12/2022 10:42 AM

Report On : 10/12/2022 5:09 PM

Printed On : 21/12/2022 6:14 PM



<u>Investigation</u>	<u>Observed Value</u>	<u>Unit</u>	<u>Biological Reference Interval</u>
Reaction (Stool)	Acidic		Alkaline
Reducing Substances (Stool/Benedict's)	Negative		Negative

A circular stamp containing a handwritten signature in black ink. Below the signature, the text reads: "Dr RAVIKUMAR R", "MBBS, MD BIOCHEMISTRY", "CONSULTANT BIOCHEMIST", and "Reg No : 78771".

Dr RAVIKUMAR R
MBBS, MD BIOCHEMISTRY
CONSULTANT BIOCHEMIST
Reg No : 78771

APPROVED BY

Name : Mr. ROHIT KUMAR

PID No. : MED111408524

SID No. : 422082128

Age / Sex : 38 Year(s) / Male

Type : OP

Ref. Dr : MediWheel

Register On : 10/12/2022 9:22 AM

Collection On : 10/12/2022 10:42 AM

Report On : 10/12/2022 5:09 PM

Printed On : 21/12/2022 6:14 PM



Investigation

Observed
Value


Unit

Biological
Reference Interval

IMMUNOHAEMATOLOGY

BLOOD GROUPING AND Rh TYPING
(EDTA Blood/Agglutination)

'O' Positive'



APPROVED BY

Name : Mr. ROHIT KUMAR
PID No. : MED111408524
SID No. : 422082128
Age / Sex : 38 Year(s) / Male
Type : OP
Ref. Dr : MediWheel

Register On : 10/12/2022 9:22 AM
Collection On : 10/12/2022 10:42 AM
Report On : 10/12/2022 5:09 PM
Printed On : 21/12/2022 6:14 PM



<u>Investigation</u>	<u>Observed Value</u>	<u>Unit</u>	<u>Biological Reference Interval</u>
<u>BIOCHEMISTRY</u>			
BUN / Creatinine Ratio	13		6.0 - 22.0
Glucose Fasting (FBS) (Plasma - F/GOD-PAP)	101.01	mg/dL	Normal: < 100 Pre Diabetic: 100 - 125 Diabetic: >= 126

INTERPRETATION: Factors such as type, quantity and time of food intake, Physical activity, Psychological stress, and drugs can influence blood glucose level.

Glucose, Fasting (Urine) (Urine - F/GOD - POD)	Negative		Negative
Glucose Postprandial (PPBS) (Plasma - PP/GOD-PAP)	115.71	mg/dL	70 - 140

INTERPRETATION:

Factors such as type, quantity and time of food intake, Physical activity, Psychological stress, and drugs can influence blood glucose level. Fasting blood glucose level may be higher than Postprandial glucose, because of physiological surge in Postprandial Insulin secretion, Insulin resistance, Exercise or Stress, Dawn Phenomenon, Somogyi Phenomenon, Anti- diabetic medication during treatment for Diabetes.


Blood Urea Nitrogen (BUN) (Serum/Urease UV / derived)	14.3	mg/dL	7.0 - 21
Creatinine (Serum/Modified Jaffe)	1.05	mg/dL	0.9 - 1.3

INTERPRETATION: Elevated Creatinine values are encountered in increased muscle mass, severe dehydration, Pre-eclampsia, increased ingestion of cooked meat, consuming Protein/ Creatine supplements, Diabetic Ketoacidosis, prolonged fasting, renal dysfunction and drugs such as cefoxitin ,cefazolin, ACE inhibitors ,angiotensin II receptor antagonists,N-acetylcyteine , chemotherapeutic agent such as flucytosine etc.

Uric Acid (Serum/Enzymatic)	4.67	mg/dL	3.5 - 7.2
--------------------------------	------	-------	-----------


DR JUSTINA WILLIAMS
Senior Consultant Pathologist
Reg No: PNB20080000054 KTK

VERIFIED BY


DR SHAMIM JAVED
MD PATHOLOGY
KMC 88902

APPROVED BY

-- End of Report --