

202

Dr. Vandana G. Powar M.B.B.S., D.C.P.
Consultant Pathologist



PARTH
PATHOLOGY LABORATORY
(Computerised)

LAB - Shop No. 7, "Diwan Towers" Mangalwar Peth, Near Mirajkar Tikli, Opp. Nutan Marathi
High School, Kolhapur. Mob. 9158529408, 9422047480, 9921285167

DATE - 07/03/2023

PATIENT NAME - Nazish fatima Mujawar.

AGE - 30 Y/FEMALE

HEIGHT - 168 cm


WEIGHT - 63 kg

BLOOD PRESSURE - 116 / 79 mmHg

PULSES - 79 / Min

FIT TO PERFORM TO ALL DUTIES

Dr. Vandana G. Powar
M.B.B.S., D.C.P.
Reg. No. 68137



PATHOLOGIST

DR. VANDANA POWAR
M.B.B.S., D.C.P.

All Biochemistry Tests Done By Computerised Auto Analyser

HAEMATOLOGY • CLINICAL PATHOLOGY • BIOCHEMISTRY • SEROLOGY • MICROBIOLOGY • HISTOPATHOLOGY

24 Hours Emergency Service

Home Service Available



Scanned with OKEN Scanner



भारत सरकार
Unique Identification Authority of India
Government of India

नोंदणी क्रमांक/Enrolment No.: 1498/30898/10911

To
नाज़िश फातिमा म.कासिम मुजावर
Nazish Fatima Md.Kasim Mujawar
W/O Md.Kasim
Plot No 7/2
Kajal Nagar
majarewadi Hotagi Road
Solapur North
Solapur Zilla Nayalaya Solapur
Maharashtra - 413003
7276236845

Download Date: 12/06/2017

Generation Date: 09/02/2017

Signature valid



आपला आधार क्रमांक / Your Aadhaar No. :

7353 4058 6156

माझे आधार, माझी ओळख



भारत सरकार

Unique Identification Authority of India



नाज़िश फातिमा म.कासिम मुजावर
Nazish Fatima Md.Kasim Mujawar
जन्म तारीख/ DOB: 15/04/1992
महिला / FEMALE



7353 4058 6156

माझा आधार, माझी ओळख



Dr. Vandana G. Powar
M.B.B.S., D.C.P.

Reg. No. 68137

Not Received.





NAME : - NAZISH MUJAWAR

DATE : 07/03/2023 PT.NO. : 202 07032

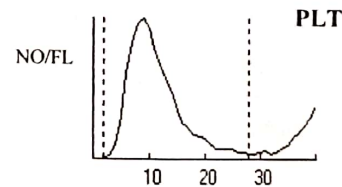
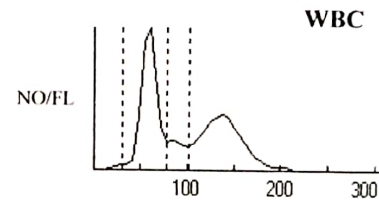
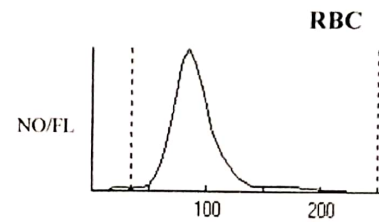
REF BY : Dr. MEDIWHEEL LIFE INS

AGE : 30. Yrs. SEX : F

HAEMOGRAM WITH INDICES

Test	Result	Units	Normal Range
Haemoglobin	- 11.8	g/dl	12-16
RBC Count	- 4.83	millions / cu-mm	4.5 - 6.5
PCV	- 42.1	%	40 - 54
MCV	- 87.2	fL	80 - 96
MCH	- 24.4	Pg	27 - 33
MCHC	- 28	gm/dl	33 - 36
RDW CV	- 13.3	%	11.0 - 14.5
WBC Count	- 6000	/cumm	4000 - 11000
Neutrophils	- 55	%	55 - 75
Lymphocytes	- 40	%	20 - 50
Eosinophils	- 03	%	1 - 6
Monocytes	- 02	%	2-10
Basophils	- 00	%	0 - 1
Platelet Count	- 231000	/ul	150000 - 450000
MPV	- 10.4	fL	7.4 - 10.4
PDW	- 13.2	%	8-12
P-LCR	- 28.9	%	15-35
E.S.R.	- 09	mm at 1hr	0-15
(By Wintrobe Method)			
RBC Morphology	- Normochromic, Normocytic.		
WBC Morphology	- Within Normal Limits		
Platelets	- Adequate		
* Blood group	- 'O' Rh Positive		

Histogram



Dr. Vandana G. Powar
M.B.B.S., D.C.P.
Reg. No. 68137



PATHOLOGIST

DR. VANDANA POWAR
M.B.B.S., D.C.P.

All Biochemistry Tests Done By Computerised Auto Analyser

HAEMATOLOGY | CLINICAL PATHOLOGY | BIOCHEMISTRY | SEROLOGY | MICROBIOLOGY | HISTOPATHOLOGY

24 Hours Emergency Service

Home Service Available



Dr. Vandana G. Powar M.B.B.S., D.C.P.
Consultant Pathologist



PARTH
PATHOLOGY LABORATORY
(Computerised)

- Shop No. 7, "Diwan Towers" Mangalwar Peth, Near Mirajkar Tikti, Opp. Nutan Marathi High School, Kolhapur. Mob. 9158529408, 9422047480, 9921285167

PT.NAME : - NAZISH MUJAWAR
REF. BY : DR. MEDIWHEEL LIFE INS

DATE : 07/03/2023
AGE : 30 Yrs. SEX : F
PT.NO. : 202 070323

BIOCHEMISTRY TEST REPORT

			<u>Normal Range</u>
Fasting Plasma Glucose	: 79.6	mg/dl	60-110 mg/dl
2 Hrs. Plasma Glucose	: 115.0	mg/dl	90-140 mg/dl
S. Creatinine	: 0.9	mg/dl	0.6 - 1.4 mg/dl
Blood Urea	: 21.7	mg/dl	12-42 mg/dl
Blood Urea Nitrogen	: 10.14	mg/dl	5 - 21 mg/dl
S. Uric acid	: 4.6	mg/dl	2.6 -6.0 mg/dl
CHOLESTEROL	: 155.8	mg/dl	0-250 mg/dl
HDL Cholesterol	: 33.0	mg/dl	30 - 70 mg/dl
S. Triglycerides	: 90.6	mg/dl	0-170 mg/dl
LDL Cholesterol	: 104.7	mg/dl	60 - 150 mg/dl
TC/HDLC Ratio	: 4.7		0 - 5
LDLC/HDLC Ratio	: 3.2		2.5 - 3.5

Dr. Vandana G. Powar
M.B.B.S., D.C.P.
Reg. No. 68137
PATHOLOGIST

DR. VANDANA POWAR
M.B.B.S., D.C.P.

All Biochemistry Tests Done By Computerised Auto Analyser
HAEMATOLOGY | CLINICAL PATHOLOGY | BIOCHEMISTRY | SEROLOGY | MICROBIOLOGY | HISTOPATHOLOGY
24 Hours Emergency Service
Home Service Available

Dr. Vandana G. Powar M.B.B.S., D.C.P.
Consultant Pathologist



PARTH
PATHOLOGY LABORATORY
(Computerised)

Shop No. 7, "Diwan Towers" Mangalwar Peth, Near Mirajkar Tikti, Opp. Nutan Marathi
High School, Kolhapur. Mob. 9158529408, 9422047480, 9921285167

PT.NAME : - NAZISH MUJAWAR
REF. BY : DR. MEDIWHEEL LIFE INS

DATE : 07/03/2023
AGE : 30 Yrs. SEX : F
PT.NO. : 202 070323

BIOCHEMISTRY TEST REPORT

			<u>Normal Range</u>
S. Bilirubin (Total)	: 0.28	mg/dl	0 - 1.0 mg/dl
S. Bilirubin (Direct)	: 0.14	mg/dl	0 - 0.25 mg/dl
S. Bilirubin (Indirect)	: 0.14	mg/dl	0 - 0.75 mg/dl
S.G.O.T	: 29.7	IU/L	0 - 42 IU/L
S.G.P.T	: 16.0	IU/L	0 - 42 IU/L
S. Alkaline Phosphatase	: 97.8	IU/L	37 - 147 IU/L
Total Proteins	: 7.9	g/dl	6.6 - 8.3 g/dl
S. Albumin	: 4.8	g/dl	3.5 - 5.0 g/dl
S. Globulin	: 3.1	g/dl	1.5 - 3 g/dl
A/G Ratio	: 1.5 : 1		0.90 - 2.00

Dr. Vandana G. Powar
M.B.B.S., D.C.P.
Reg. No. 68137

PATHOLOGIST



DR. VANDANA POWAR
M.B.B.S., D.C.P.

All Biochemistry Tests Done By Computerised Auto Analyser

HAEMATOLOGY | CLINICAL PATHOLOGY | BIOCHEMISTRY | SEROLOGY | MICROBIOLOGY | HISTOPATHOLOGY

24 Hours Emergency Service

Home Service Available



Scanned with OKEN Scanner

Dr. Vandana G. Powar M.B.B.S., D.C.P.
Consultant Pathologist



PARTH
PATHOLOGY LABORATORY
(Computerised)

Shop No. 7, "Diwan Towers" Mangalwar Peth, Near Mirajkar Tikti, Opp. Nutan Marathi
High School, Kolhapur. Mob. 9158529408, 9422047480, 9921285167

PT.NAME : - NAZISH MUJAWAR
REF. BY : DR. MEDIWHEEL LIFE INS

DATE : 07/03/2023
AGE : 30 Yrs. SEX : F
PT.NO. : 202 070323

REPORT ON % GLYCOHAEMOGLOBIN OF BLOOD

% Glycohaemoglobin of blood : 5.0 %
Estimated mean blood glucose : 97.3 mg/dl


(Reference For Guideline)

- < 6.0 - Normal
- 6.0 - 7.0 % - Good Control
- 7.0 - 8.0 % - Fair Control
- 8.0-10.0% - Unsatisfactory control
- >10.0% - Poor control

Dr. Vandana G. Powar
M.B.B.S., D.C.P.

Reg. No. 68137

PATHOLOGIST



DR. VANDANA POWAR
M.B.B.S., D.C.P.

All Biochemistry Tests Done By Computerised Auto Analyser
HAEMATOLOGY | CLINICAL PATHOLOGY | BIOCHEMISTRY | SEROLOGY | MICROBIOLOGY | HISTOPATHOLOGY
24 Hours Emergency Service
Home Service Available



Scanned with OKEN Scanner



Shop No. 7, "Diwan Towers" Mangalwar Peth, Near Mirajkar Tikti, Opp. Nutan Marathi High School, Kolhapur. Mob. 9158529408, 9422047480, 9921285167

PT.NAME : - NAZISH MUJAWAR
REF. BY : DR. MEDIWHEEL LIFE INS

DATE : 07/03/2023
AGE : 30 Yrs. SEX : F
PT.NO. : 202 070323

EXAMINATION OF URINE

Normal Range

PHYSICAL EXAMINATION

Quantity : 05 ml
Colour : Pale Yellow
Appearance : Clear
Deposit : Absent
Reaction (pH) : Acidic
Specific Gravity : 1.024

CHEMICAL EXAMINATION

Proteins : Absent
Glucose : Absent
Ketone Bodies : --
Bile Salts : Absent Absent
Bile Pigments : Absent Absent
Urobilinogen : --
Occult Blood : Absent

MICROSCOPIC EXAMINATION

Epithelial Cells : 1 - 2 /hpf
Pus Cells : 2 - 3 /hpf
Red Blood Cells : Absent /hpf
Casts : Absent
Crystals : Absent
Amorphous Deposits : Absent

OTHER FINDINGS

Yeast Cells : Absent
Trichomonas vaginalis : Absent
Bacteria : Absent
Mucus Threads : Absent
Spermatozoa : Absent

Dr. Vandana G. Powar
M.B.B.S., D.C.P.

Reg. No 68137

PATHOLOGIST



DR. VANDANA POWAR
M.B.B.S., D.C.P.

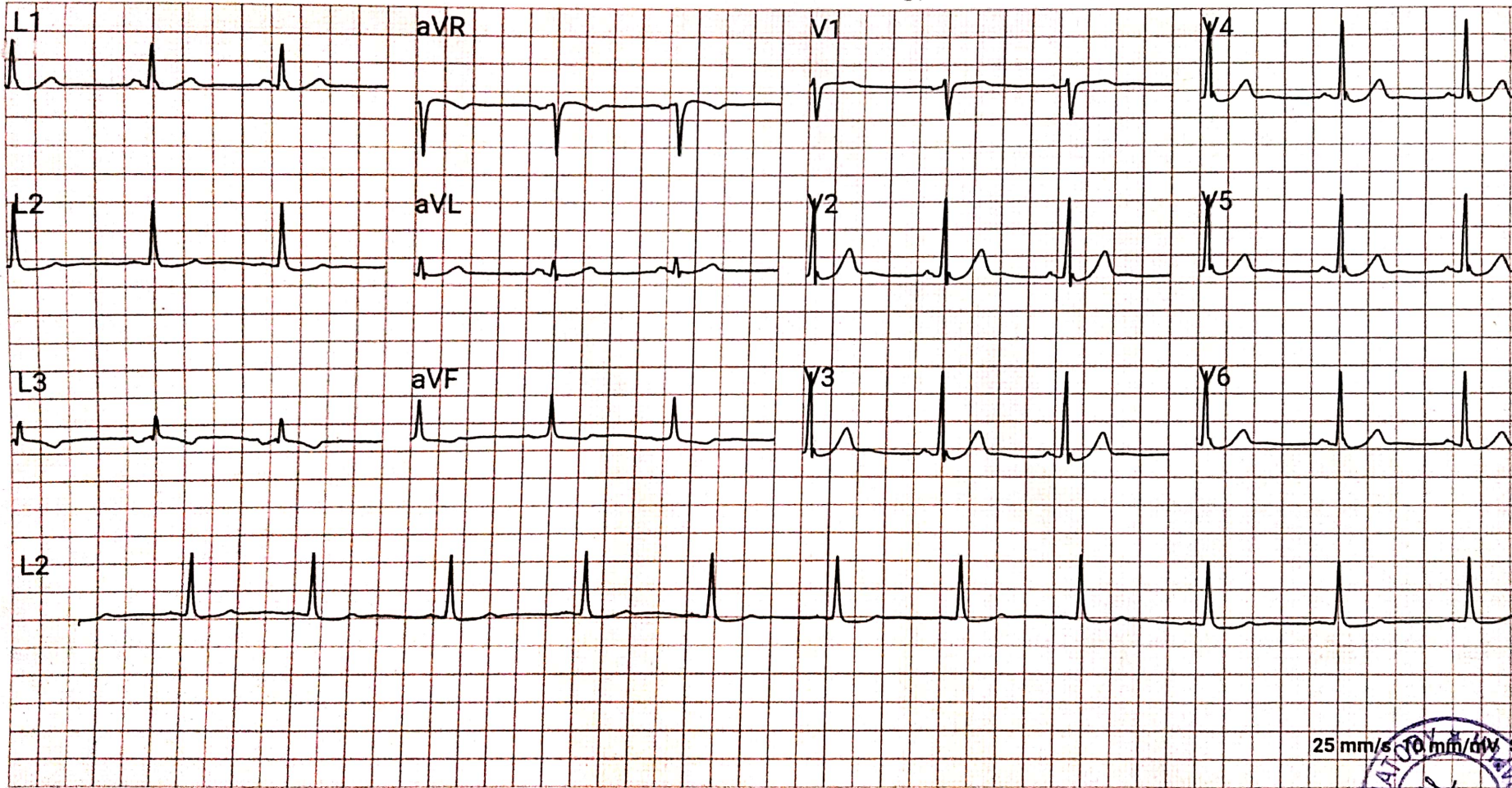
All Biochemistry Tests Done By Computerised Auto Analyser
HAEMATOLOGY | CLINICAL PATHOLOGY | BIOCHEMISTRY | SEROLOGY | MICROBIOLOGY | HISTOPATHOLOGY
24 Hours Emergency Service Home Service Available




12 lead simultaneous EC

Gender / Age: Nazish Fatima Mujawar 30/f
Date & Time: 03 MARCH 2023 8:45 AM

Heart Rate	68 bpm	QT	360.29 ms
QRS	151.71 ms	PR	142.0 ms
ST	80.67 ms	QTc	376.29 ms



Comments: Normal

Reported By: 
Dr. Vandana Power
M.B.B.S., D.C.P.
Reg. No. 68137

Dr. Vandana G. Powar M.B.B.S., D.C.P.
Consultant Pathologist



PARTH
PATHOLOGY LABORATORY
(Computerised)

Shop No. 7, "Diwan Towers" Mangalwar Peth, Near Mirajkar Tikti, Opp. Nutan Marathi
High School, Kolhapur. Mob. 9158529408, 9422047480, 9921285167

07/03/2023

**THE ECG OF CLIENT – NAZISH FATIMA MUJAWAR
IS WITHIN NORMAL LIMIT**

NO ABNORMAL FINDINGS ARE DETECTED

Dr. Vandana G. Powar
M.B.B.S., D.C.P.
Reg. No. 68137



PATHOLOGIST
[Signature]
DR. VANDANA POWAR
M.B.B.S., D.C.P.

All Biochemistry Tests Done By Computerised Auto Analyser

HAEMATOLOGY | CLINICAL PATHOLOGY | BIOCHEMISTRY | SEROLOGY | MICROBIOLOGY | HISTOPATHOLOGY

24 Hours Emergency Service

Home Service Available



Scanned with OKEN Scanner

Dr. Vandana G. Powar M.B.B.S., D.C.P.
Consultant Pathologist



PARTH
PATHOLOGY LABORATORY
(Computerised)

Shop No. 7, "Diwan Towers" Mangalwar Peth, Near Mirajkar Tikti, Opp. Nutan Marathi
High School, Kolhapur. Mob. 9158529408, 9422047480, 9921285167

PATIENT NAME:- NAZISH FATIMA MUJAWAR

AGE -30/SEX-FEMALE

REFERANCE= MEDIWHEEL LIFE INS.

DATE - 07/03/2023

BIOCHEMISTRY

NORMAL VALUE

SERUM VLDL : 26.0

10-50 mmol / L

Dr. Vandana G. Powar
M.B.B.S., D.C.P.
Reg No 68137

PATHOLOGIST



Powar
DR. VANDANA POWAR
M.B.B.S., D.C.P.

All Biochemistry Tests Done By Computerised Auto Analyser

HAEMATOLOGY | CLINICAL PATHOLOGY | BIOCHEMISTRY | SEROLOGY | MICROBIOLOGY | HISTOPATHOLOGY

24 Hours Emergency Service

Home Service Available



Scanned with OKEN Scanner

Dr. Vandana G. Powar M.B.B.S., D.C.P.
Consultant Pathologist



PARTH
PATHOLOGY LABORATORY
(Computerised)

Shop No. 7, "Diwan Towers" Mangalwar Peth, Near Mirajkar Tikti, Opp. Nutan Marathi
High School, Kolhapur. Mob. 9158529408, 9422047480, 9921285167

PATIENT NAME:- NAZISH FATIMA MUJAWAR

AGE – 30/SEX-FEMALE

REFERANCE = MEDIWHEEL LIFE INS

DATE – 07/03/2023

BIOCHEMISTRY

NORMAL VALUE

S. GAMMA.G.T : 22.0 mmol/L

10-50 mmol / L

Dr. Vandana G. Powar
M.B.B.S., D.C.P.

Reg. No. 04197

PATHOLOGIST



[Signature]
DR. VANDANA POWAR
M.B.B.S., D.C.P.

All Biochemistry Tests Done By Computerised Auto Analyser

HAEMATOLOGY | CLINICAL PATHOLOGY | BIOCHEMISTRY | SEROLOGY | MICROBIOLOGY | HISTOPATHOLOGY

24 Hours Emergency Service

Home Service Available



Scanned with OKEN Scanner

MYO-CLINIC MEDICAL CENTRE, KOLHAPUR [+91 9307257414]

Name: NAZISH FATIMA MD.KASIM MUJAWAR **Date:** 07-03-2023 **Time:** 11:05
Age: 30 **Gender:** F **Height:** 165 cms **Weight:** 60 Kg **ID:** 217
Clinical History: NO MAJOR ILLNESS
Medications: NOT ON ANY MEDICATIONS

Test Details:

Protocol: Bruce **Predicted Max HR:** 190 **Target HR:** 161
Exercise Time: 0:06:30 **Achieved Max HR:** 167 (88% of Predicted MHR)
Max BP: 140/90 **Max BP x HR:** 23380 **Max Mets:** 7.3
Test Termination Criteria:

Protocol Details:

Stage Name	Stage Time	METS	Speed kmph	Grade %	Heart Rate bpm	BP mmHg	RPP	Max ST Level mm	Max ST Slope mV/s
Supine	00:18	1	0	0	97	120/80	11640	0.7 V2	0.4 V2
Standing	00:14	1	0	0	94	120/80	11280	0.7 V2	0.3 V2
HyperVentilation	00:07	1	0	0	98	120/80	11760	-0.7 III	0.3 V2
PreTest	00:28	1	1.6	0	108	120/80	12960	0.8 V1	-0.4 II
Stage 1	03:00	4.7	2.7	10	134	130/90	17420	0.7 V2	0.5 II
Stage 2	03:00	7	4	12	160	140/90	22400	0.9 V2	0.9 V2
Peak Exercise	00:30	7.3	5.5	14	167	140/90	23380	1.7 V2	1.2 V2
Recovery1	01:00	1	0	0	130	140/90	18200	1.2 V3	1.2 V2
Recovery2	01:00	1	0	0	94	130/80	12220	0.7 V2	0.6 V2
Recovery3	01:00	1	0	0	90	130/70	11700	-0.4 V2	0.4 II
Recovery4	01:00	1	0	0	88	120/70	10560	-0.5 III	-0.4 aVR

Interpretation

The Patient Exercised according to Bruce Protocol for 0:06:30 achieving a work level of 7.3 METS.
 Resting Heart Rate, initially 97 bpm rose to a max. heart rate of 167bpm (88% of Predicted Maximum Heart Rate).
 Resting Blood Pressure of 120/80 mmHg, rose to a maximum Blood Pressure of 140/90 mmHg
 GOOD EFFORT TOLERANCE
 NORMAL INOTROPIC RESPONSE
 NORMAL CHRONOTROPIC RESPONSE
 THR ACHIEVED ; ADEQUATE METS ACHIEVED
 NO SIGNIFICANT ST SEGMENT CHANGES NOTED IN EXERCISE AND RECOVERY
 TMT IS NEGATIVE FOR STRESS INDUCIBLE ISCHAEMIA AT GIVEN WORKLOAD

Ref. Doctor: ----

SCHILLER

The Art of Diagnostics

DR. SHANTANU S. PALKAR
 MBBS, PGDCC
 CLINICAL CARDIOLOGIST
 Doctor: DR SHANTANU S. PALKAR
 Summary Report (Printed by User)
 MMC No. 2011040954
 Model CS-10 Version 2.12.0



MYO-CLINIC MEDICAL CENTRE, KOLHAPUR [+91 9307257414]

NAZISH FATIMA MD.KASIM MUJAWAR

Bruce Protocol

ID: 217

Date: 07-03-2023

Exec Time : 0:00:00

Stage Time: 00:18

HR: 97 bpm

STLevel(mm) STSlope(mV/s)

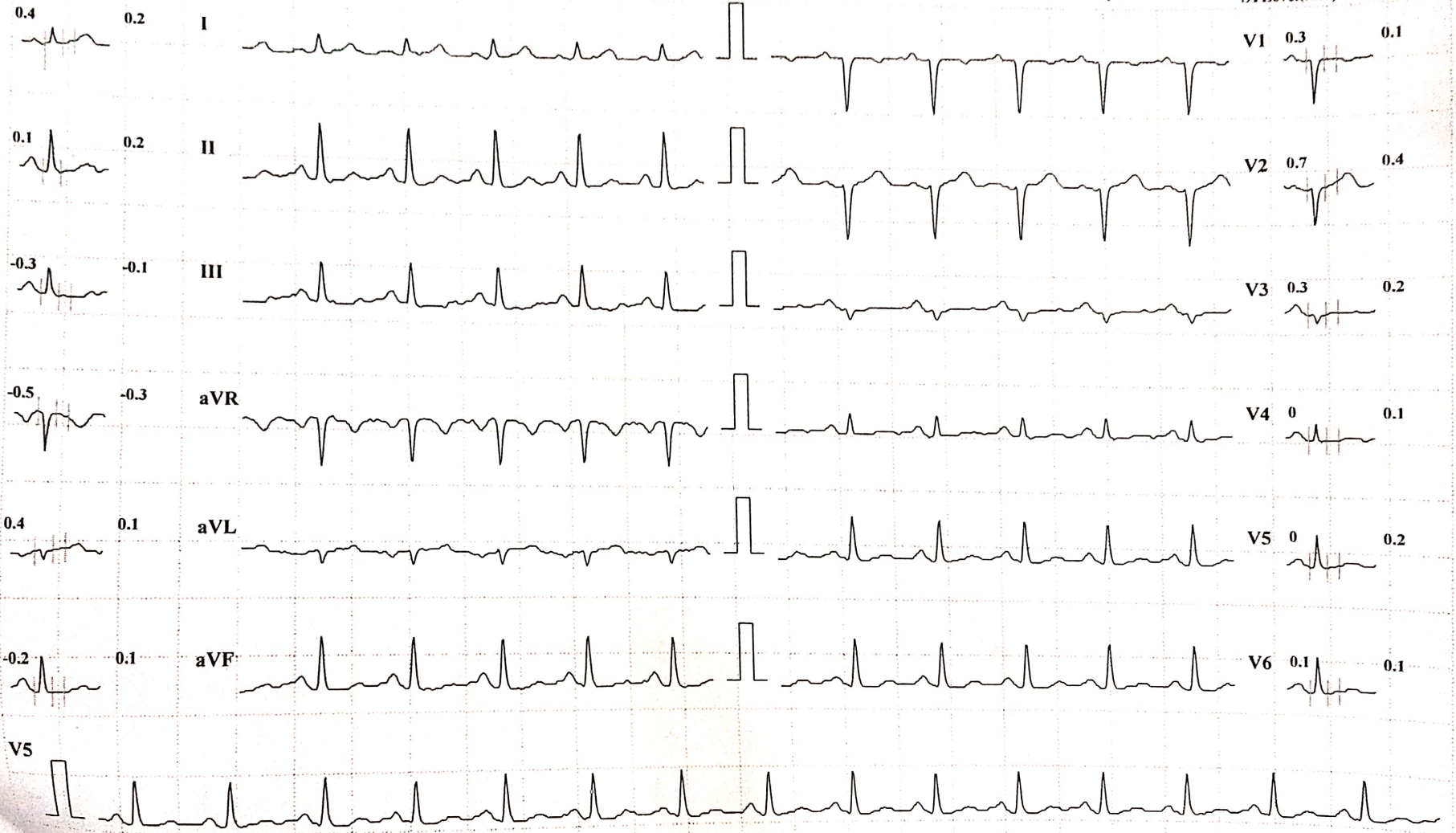
Stage: Supine

Speed: 0 km/h

Slope: 0%

THR: 161 bpm

BP: 120/80 mmHg
STLevel(mm) STSlope(mV/s)



Speed: 25 mm/sec

Amplitude: 10mm/mV Filter: 35 Hz Mains Filter: ON ISO = R - 60 ms, J = R + 60 ms, Post J = J + 80 ms

Schiller Spandan CS-10 Version:2.12

MYO-CLINIC MEDICAL CENTRE, KOLHAPUR [+91 9307257414]

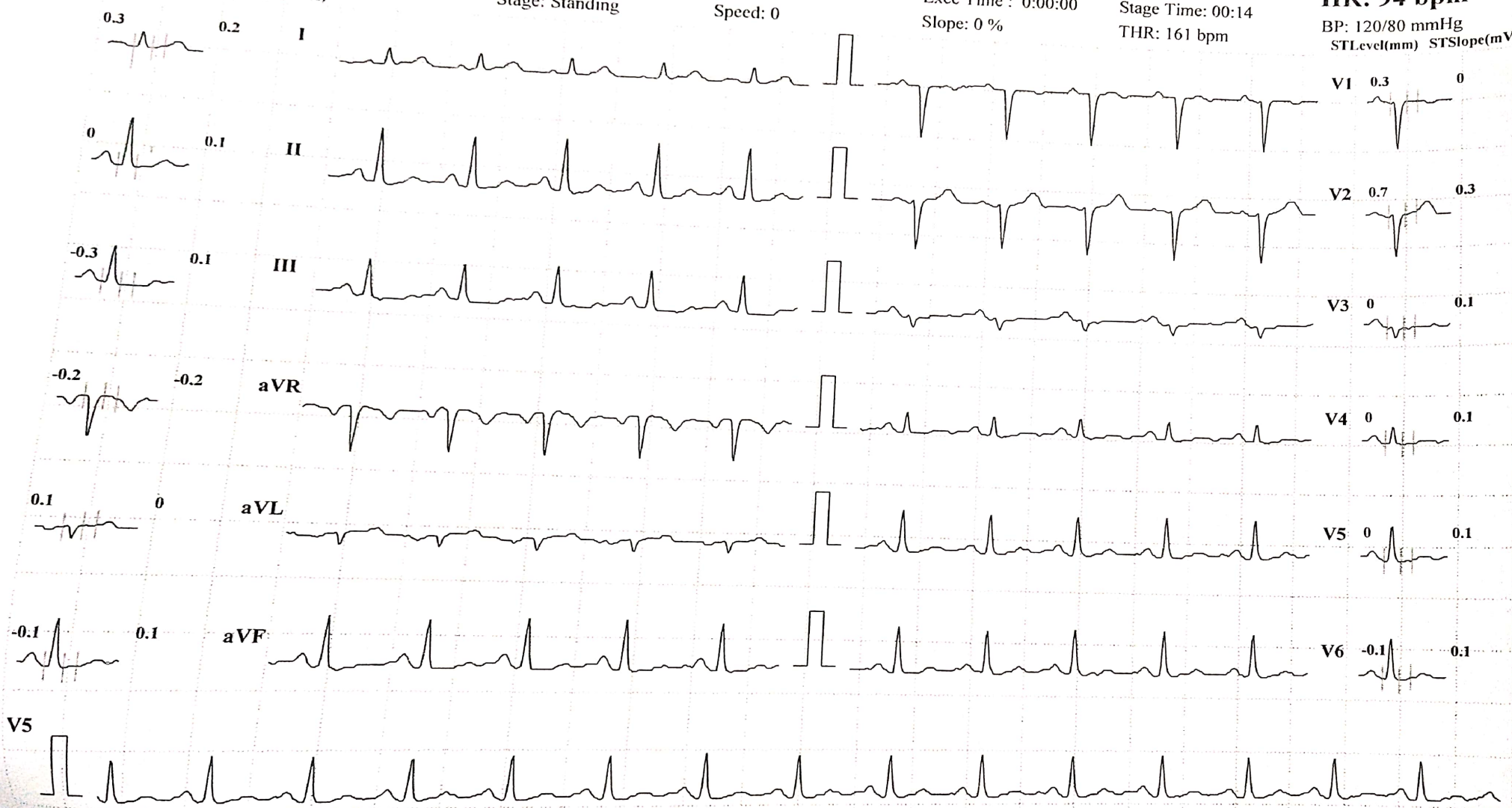
NAZISH FATIMA MD.KASIM MUJAWAR
Bruce Protocol
ID: 217

Date: 07-03-2023
Speed: 0

Exec Time : 0:00:00
Slope: 0 %

Stage Time: 00:14
THR: 161 bpm

HR: 94 bpm
BP: 120/80 mmHg
STLevel(mm) STSlope(mV/s)



Speed: 25 mm/sec Amplitude: 10mm/mV Filter: 35 Hz Mains Filter: ON ISO = R - 60 ms, J = R + 60 ms, Post J = J + 80 ms Schiller Spandan CS-10 Version:2.12

MYO-CLINIC MEDICAL CENTRE, KOLHAPUR [+91 9307257414]

NAZISH FATIMA MD.KASIM MUJAWAR

Bruce Protocol

ID: 217

Date: 07-03-2023

Exec Time : 0:00:00

Stage Time: 00:07

HR: 98 bpm

STLevel(mm) STSlope(mV/s)

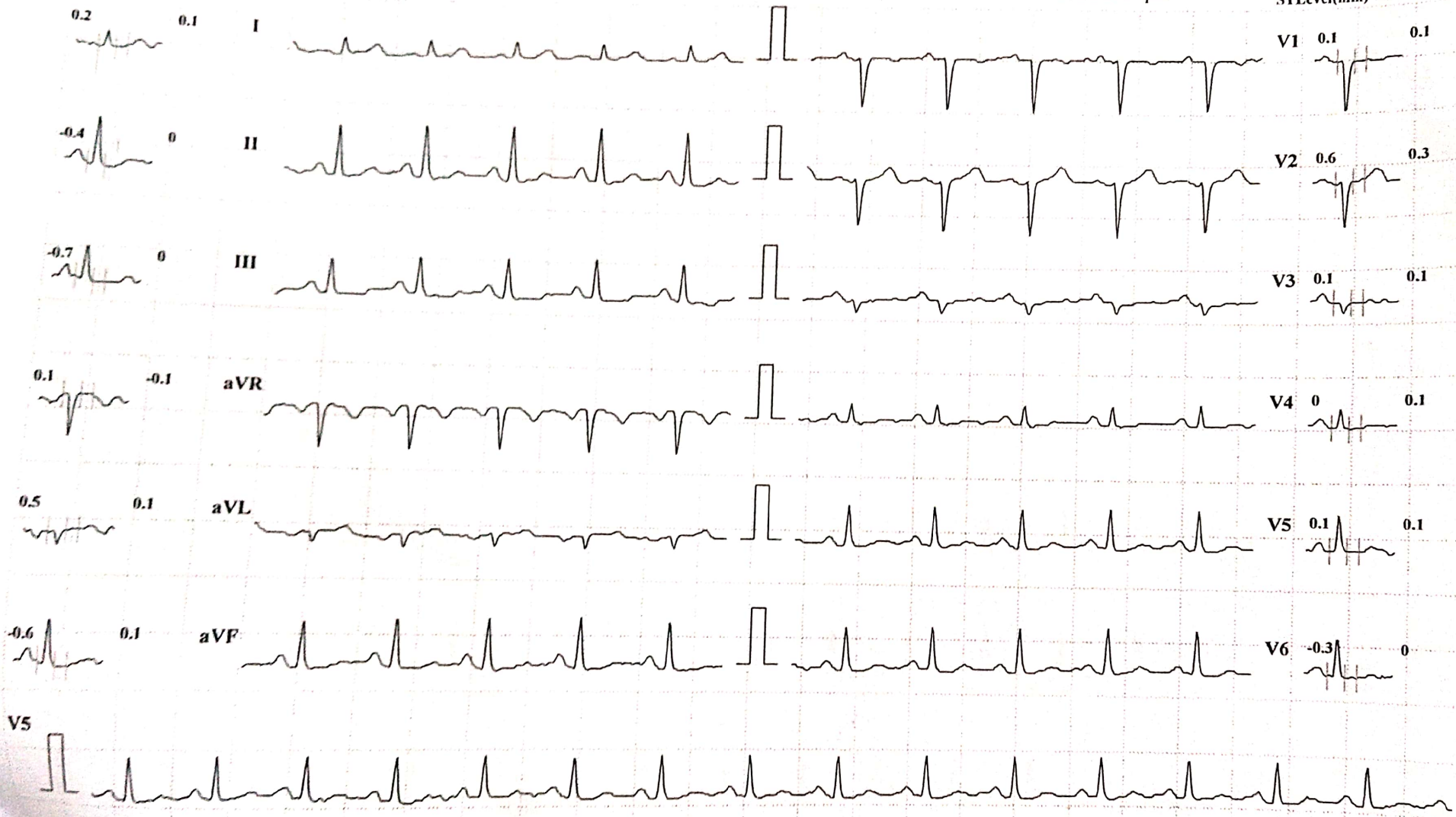
Stage: HyperVentilation

Speed: 0

Slope: 0 %

THR: 161 bpm

BP: 120/80 mmHg
STLevel(mm) STSlope(mV/s)



25 mm/sec

Amplitude: 10mm/mV Filter: 35 Hz Mains Filter: ON ISO = R - 60 ms, J = R + 60 ms, Post J = J + 80 ms

Schiller Spandan CS-10 Version:2.12

MYO-CLINIC MEDICAL CENTRE, KOLHAPUR [+91 9307257414]

NAZISH FATIMA MD.KASIM MUJAWAR

Bruce Protocol

ID: 217

Date: 07-03-2023

Exec Time : 0:00:00

Stage Time: 00:26

HR: 111 bpm

STLevel(mm) STSlope(mV/s)

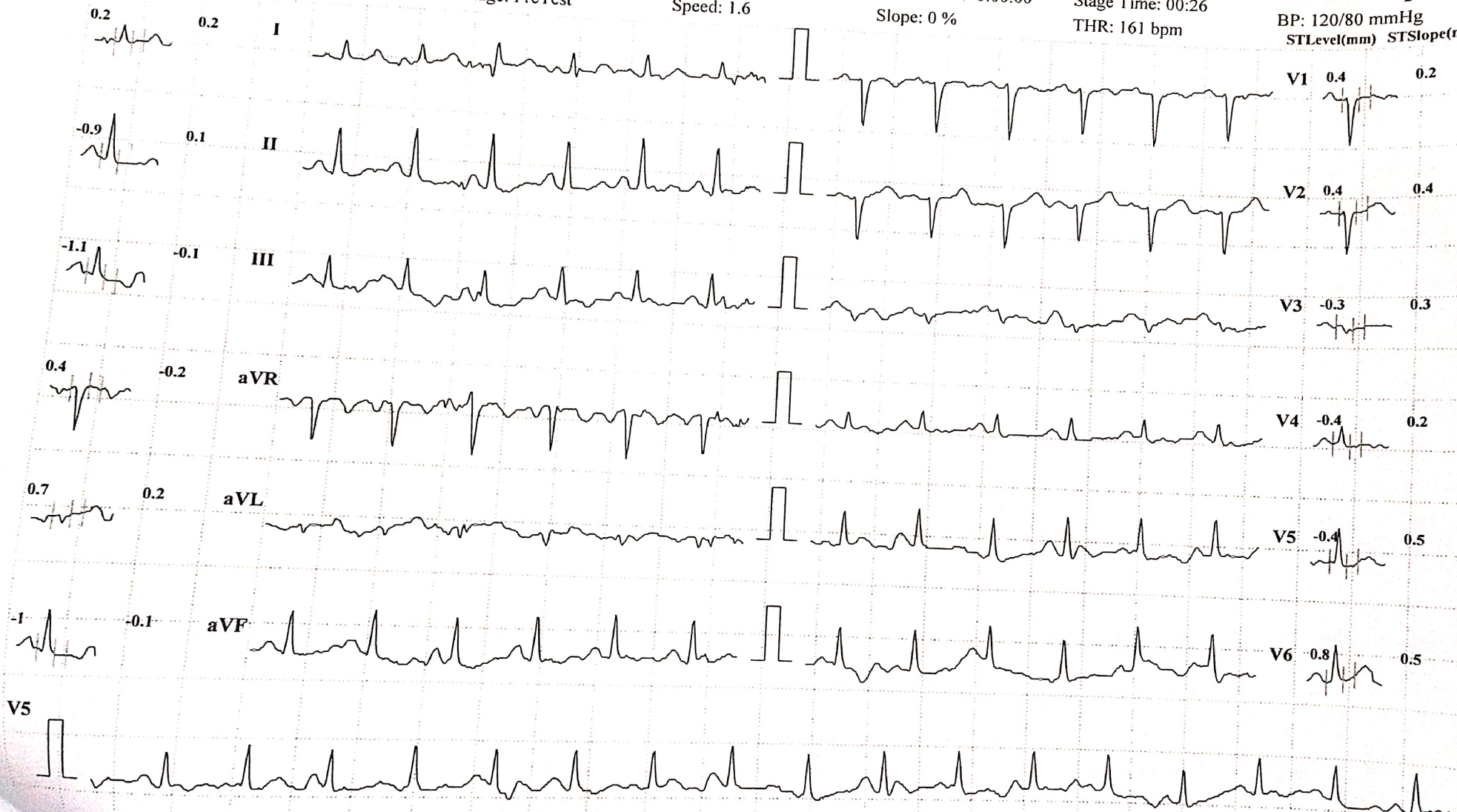
Stage: PreTest

Speed: 1.6

Slope: 0 %

THR: 161 bpm

BP: 120/80 mmHg
STLevel(mm) STSlope(mV/s)



Speed: 25 mm/sec

Amplitude: 10mm/mV Filter: 35 Hz Mains Filter: ON ISO = R - 60 ms, J = R + 60 ms, Post J = J + 80 ms

Schiller Spandan CS-10 Version:2.12

MYO-CLINIC MEDICAL CENTRE, KOLHAPUR [+91 9307257414]

NAZISH FATIMA MD.KASIM MUJAWAR

Bruce Protocol

ID: 217

Date: 07-03-2023

Exec Time : 0:03:00

Stage Time: 03:00

HR: 134 bpm

STLevel(mm) STSlope(mV/s)

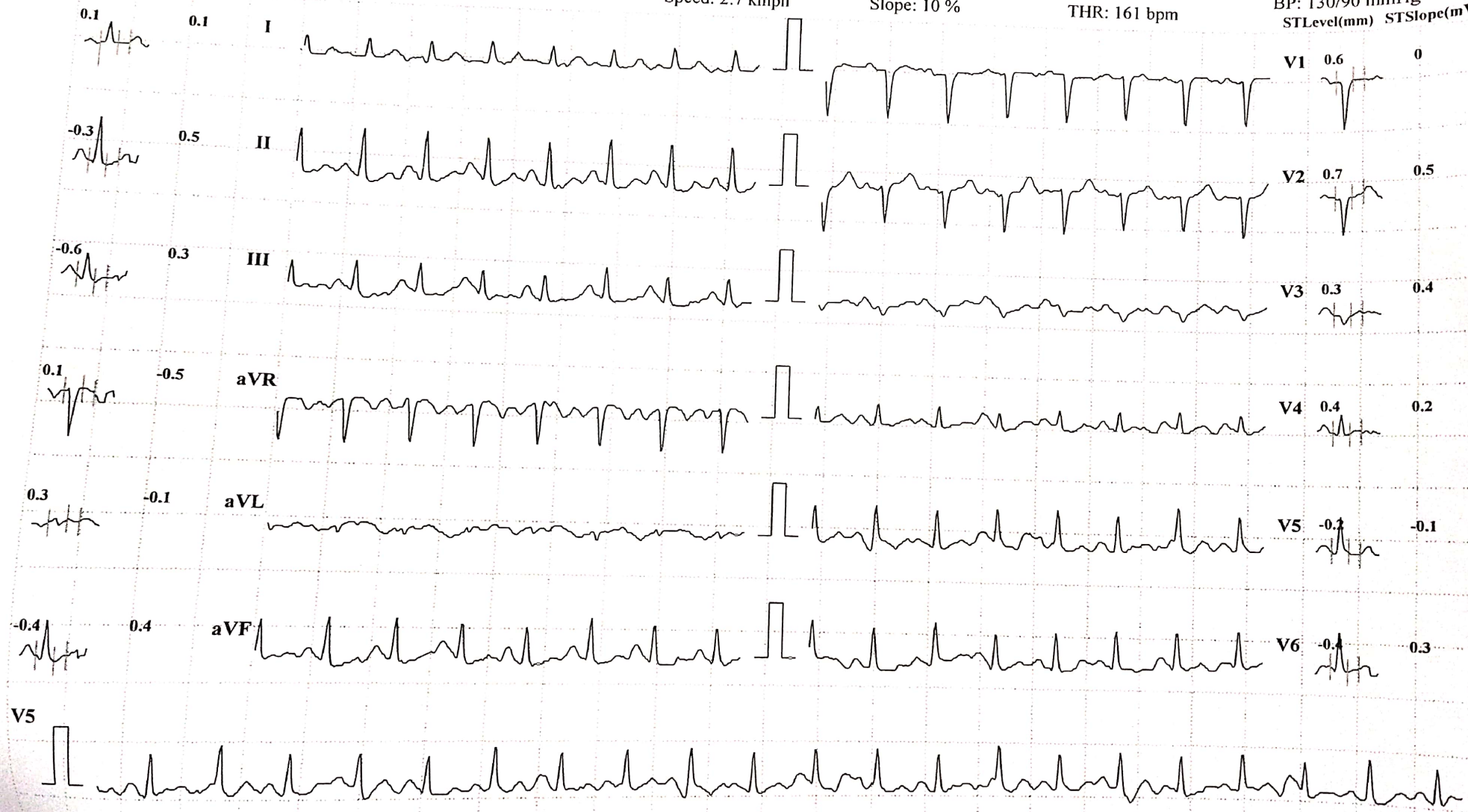
Stage: 1

Speed: 2.7 kmph

Slope: 10 %

THR: 161 bpm

BP: 130/90 mmHg
STLevel(mm) STSlope(mV/s)



Speed: 25 mm/sec

Amplitude: 10mm/mV

Filter: 35 Hz Mains Filter: ON

ISO = R - 60 ms, J = R + 60 ms, Post J = J + 80 ms

Schiffers Spandan CS-10 Version:2.12

MYO-CLINIC MEDICAL CENTRE, KOLHAPUR [+91 9307257414]

NAZISH FATIMA MD.KASIM MUJAWAR

Bruce Protocol
STLevel(mm) STSlope(mV/s)

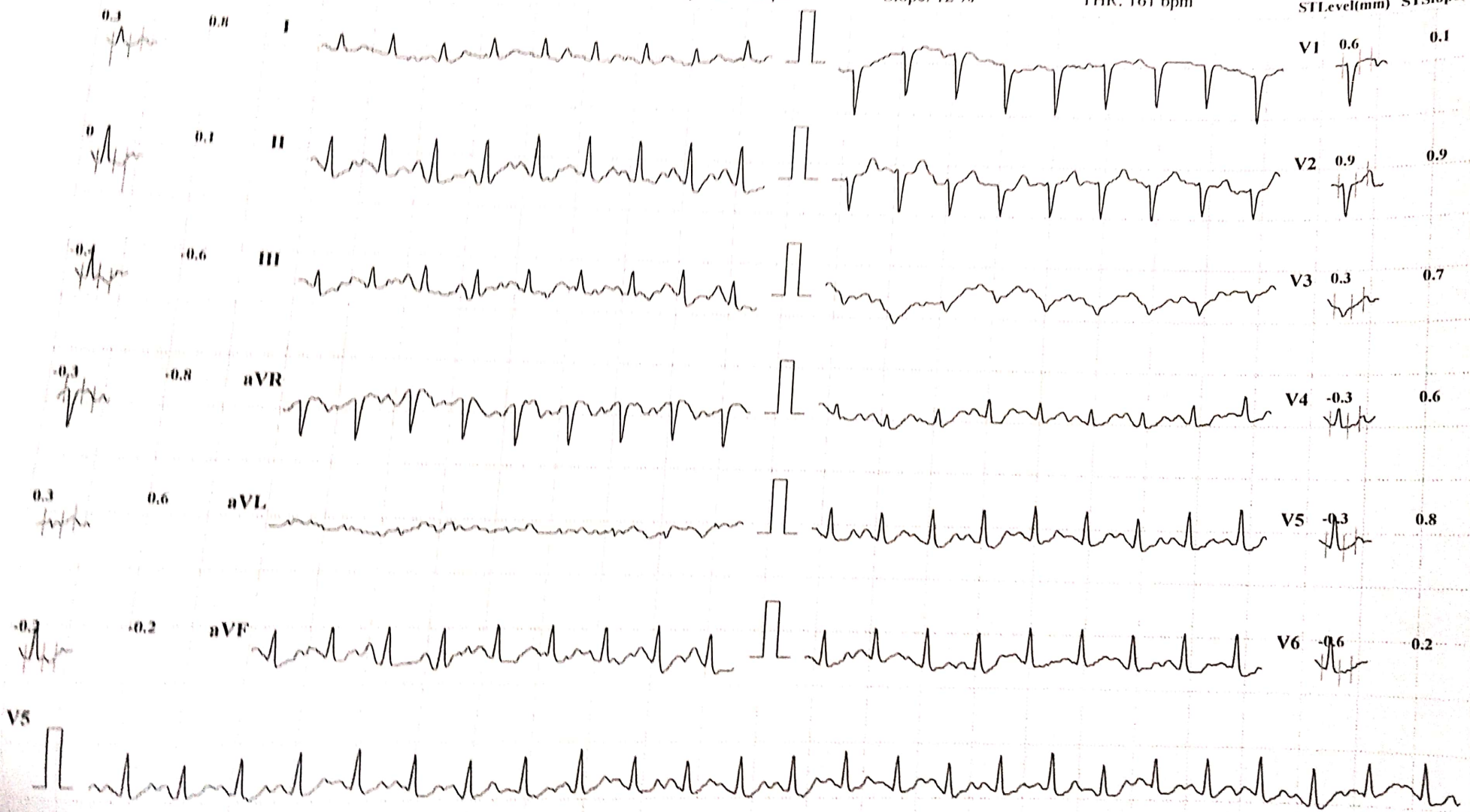
ID: 217
Stage: 2

Date: 07-03-2023
Speed: 4 kmph

Exec Time : 0:06:00
Slope: 12 %

Stage Time: 03:00
THR: 161 bpm

HR: 160 bpm
BP: 140/90 mmHg
STLevel(mm) STSlope(mV/s)



Test Speed: 25 mm/sec

Amplitude: 10mm/mV Filter: 35 Hz Mains Filter: ON ISO = R - 60 ms, J = R + 60 ms, Post J = J + 80 ms

Schiller Spandan CS-10 Version:2.12

MYO-CLINIC MEDICAL CENTRE, KOLHAPUR [+91 9307257414]

NAZISH FATIMA MD.KASIM MUJAWAR

Bruce Protocol

ID: 217

Date: 07-03-2023

Exec Time : 0:06:30

Stage Time: 00:30

HR: 167 bpm

STLevel(mm) STSlope(mV/s)

Stage: 3 Peak Exercise

Speed: 5.5 kmph

Slope: 14 %

THR: 161 bpm

BP: 140/90 mmHg

STLevel(mm) STSlope(mV/s)



Speed: 25 mm/sec

Amplitude: 10mm/mV

Filter: 35 Hz Mains Filter: ON

ISO = R - 60 ms, J = R + 60 ms, Post J = J + 80 ms

Schiller Spandan CS-10 Version:2.12

MYO-CLINIC MEDICAL CENTRE, KOLHAPUR [+91 9307257414]

NAZISH FATIMA MD.KASIM MUJAWAR

Bruce Protocol

ID: 217

Date: 07-03-2023

Exec Time : 00:00

Stage Time: 01:00

HR: 130 bpm

STLevel(mm) STSlope(mV/s)

Stage: Recovery I

Speed: 0 kmph

Slope: 0 %

THR: 161 bpm

BP: 140/90 mmHg
STLevel(mm) STSlope(mV/s)



Chart Speed: 25 mm/sec

Amplitude: 10mm/mV

Filter: 35 Hz Mains Filter: ON

ISO = R - 60 ms, J = R + 60 ms, Post J = J + 80 ms

Schiller Spandan CS-10 Version:2.12

MYO-CLINIC MEDICAL CENTRE, KOLHAPUR [+91 9307257414]

NAZISH FATIMA MD.KASIM MUJAWAR

Bruce Protocol

ID: 217

Date: 07-03-2023

Exec Time : 00:00

Stage Time: 01:00

HR: 94 bpm

STLevel(mm) STSlope(mV/s)

Stage: Recovery2

Speed: 0 kmph

Slope: 0 %

THR: 161 bpm

BP: 130/80 mmHg
STLevel(mm) STSlope(mV/s)



Chart Speed: 25 mm/sec

Amplitude: 10mm/mV

Filter: 35 Hz Mains Filter: ON

ISO = R - 60 ms, J = R + 60 ms, Post J = J + 80 ms

Schiller Spandan CS-10 Version:2.12

MYO-CLINIC MEDICAL CENTRE, KOLHAPUR [+91 9307257414]

NAZISH FATIMA MD.KASIM MUJAWAR

Bruce Protocol

ID: 217

Date: 07-03-2023

Exec Time : 00:00

Stage Time: 01:00

HR: 90 bpm

STLevel(mm) STSlope(mV/s)

Stage: Recovery3

Speed: 0 kmph

Slope: 0 %

THR: 161 bpm

BP: 130/70 mmHg
STLevel(mm) STSlope(mV/s)

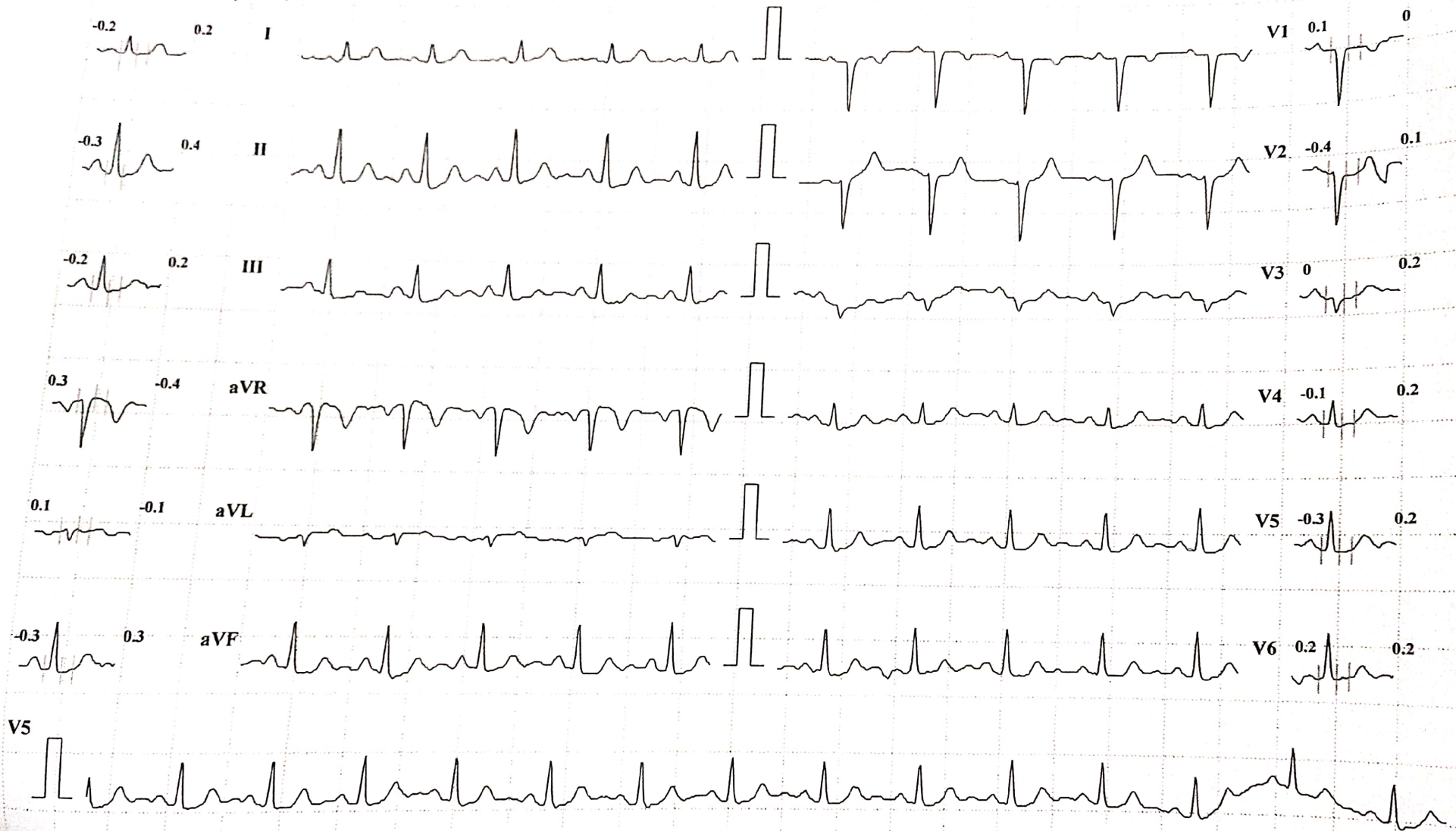


Chart Speed: 25 mm/sec

Amplitude: 10mm/mV

Filter: 35 Hz Mains Filter: ON

ISO = R - 60 ms, J = R + 60 ms, Post J = J + 80 ms

Schiller Spandan CS-10 Version:2.12



MYO-CLINIC MEDICAL CENTRE, KOLHAPUR [+91 9307257414]

NAZISH FATIMA MD.KASIM MUJAWAR

Bruce Protocol

ID: 217

Date: 07-03-2023

Exec Time : 00:00

Stage Time: 01:00

HR: 88 bpm

STLevel(mm) STSlope(mV/s)

Stage: Recovery4

Speed: 0 kmph

Slope: 0 %

THR: 161 bpm

BP: 120/70 mmHg
STLevel(mm) STSlope(mV/s)

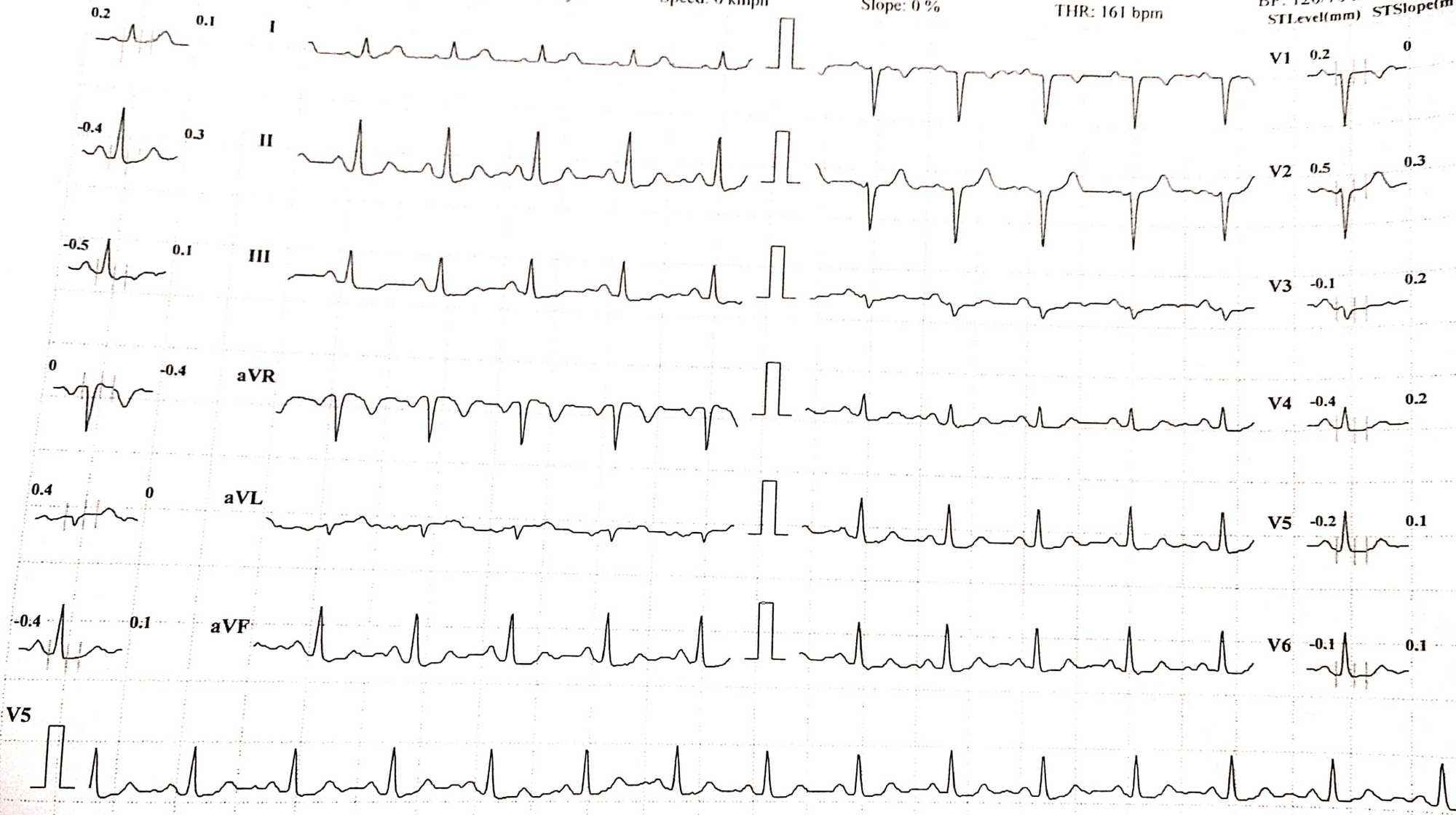


Chart Speed: 25 mm/sec

Amplitude: 10mm/mV

Filter: 35 Hz Mains Filter: ON


ISO = R - 60 ms, J = R + 60 ms, Post J = J + 80 ms

Schiller Spandan CS-10 Version:2.12





 GPS Map Camera



Kolhapur, Maharashtra, India

Rajghat Rd, Mangalwar Peth, C Ward,
Kolhapur, Maharashtra 416002, India

Lat 16.692837°

Long 74.224296°

07/03/23 09:13 AM GMT +05:30