

# REVIVAL DIAGNOSTICS



## HEALTH CHECK-UP SUMMARY

Name: Varadraj Achari

Date: 27/08/2022

Email ID:

Sex: M Age: 37 Years Contact No: 7h05053925 Remarks:

Under-weight	<u>—</u>
Normal	<u>✓</u>
Over-weight	<u>—</u>

i> **BMI**

Height (in Cm): <u>172</u>	Weight (in Kg): <u>72</u>	BMI: <u>24.1 kg/m<sup>2</sup></u>
----------------------------	---------------------------	-----------------------------------

ii> **Blood Pressure & Pulse**

118/76 mmHg  
74/min.

If high or low, whether the person is on medication: YES /  NO

iii> **Blood Tests & Lung Function Remarks**

PS  
CVS  
CNS }

If abnormal, whether the person is on medication: YES /  NO

iv> **Eye Test Remarks**

Eye test  Rt G/6  Lt G/6  
Color Vision:  2

v> **Heart Disease**

Whether any specific heart ailment detected (ECG findings):  
normal

vi> **Any other problems needing attention / Overall Assessment:**

- July-2021 - surgery done for piles.

Chirag Patel

**Revival Diagnostic**  
401, Aqua Corridor,  
B/s. Star Bazar, Surat-395009  
Mo. 91062-28601

Chirag Patel  
Signature of the Doctor  
**Dr. Chirag Patel**  
M.B.B.S. G-49432

Laboratory Test Result are Subject to technical limitation and should be clinically correlate for final diagnosis



# REVIVAL DIAGNOSTICS



## Dental Assessment Form

NAME  
AGE

Varadraj Achari  
27

DATE  
SEX

27/08/2022  
M

### \* CHIEF COMPLAINT

A CLINICAL FEATURES :- normal

1 CAVIES :-  
2 MISSING TOOTH :-  
3 MALOCCLUSION :-  
4 FILLING :-

B DIAGNOSIS

(2)

C PERSONAL HISTORY :- Hygienic

D PROVISIONAL D/G :- (2)

E MEDICAL HISTORY :- NO

F FINAL D/G :- (2)

G TREATMENT PLAN :- NO

CLINT SIGN

DOCTOR SIGN

(Signature)

(Signature)

**Revival Diagnostic**  
401, Aqua Corridor,  
: /s. Star Bazar, Surat-395009  
Mo. 91062-28601

Laboratory Test Result are Subject to technical limitation and should be clinically correlate for final diagnosis

4th Floor, Aqua Corridor, Hazira Road, Adajan Paal, Surat-395009.

☎ 0261 2747788

✉ revivaldiagnostics.surat@gmail.com

🌐 www.revivaldiagnostics.com

This medical report is not intended for medico-legal purposes.





NAME: Varadraj Achari SEX: M  
BIRTHDATE: 10/01/1985 AGE: 37

## DEPARTMENT OF OPHTHALMOLOGY

### EYE TEST:

#### 1. VISION:

RIGHT EYE - 6/6  
LEFT EYE - 6/6

#### 2. COLOR VISION:

RIGHT EYE - (R)  
LEFT EYE - (R)

#### 3. FUNDUS:

RIGHT EYE - (R)  
LEFT EYE - (R)

### REMARKS:

**Revival Diagnostic**  
401, Aqua Corridor,  
B/s. Star Bazar, Surat-395009  
Mo. 91062-28601

Ophthalmologist/Optometrist

Laboratory Test Result are Subject to technical limitation and should be clinically correlate for final diagnosis

4th Floor, Aqua Corridor, Hazira Road, Adajan Paal, Surat-395009.

0261 2747788

revivaldiagnostics.surat@gmail.com

www.revivaldiagnostics.com

This medical report is not intended for medico-legal purposes.





Name : VARADRAJ - ACHARI  
Age/Sex : 37 Yrs. Male  
UHID : 21319  
Ref. By Dr. : MEDI WHEEL  
Category : CTR

Date : 27-Aug-2022 8:49 am  
Receipt No : 5287

Lab ID : 16999

Collection Date & Time : 27-Aug-2022 8:49 am

## CBC HAEMOGRAM

PARAMETER	RESULT	UNITS	Biological Reference Range
Hemoglobin	: 14.2	gm/dL	13.5-18.0
RBC Count	: 4.91	m/c.mm.	4.5-6.5
WBC Count	: 6300	c. mm.	4,000 - 10,000
Platelet Count	: 1.81	c. mm.	1.5 Lac - 5.0 Lac
<b>Blood Indices</b>			
Hematocrit (PCV)	: 45.6	%	39-54 %
MCV	: 92.9	fl	75-96
MCH	: 28.9	pg	27-32
MCHC	: 31.1	g/dL	30-36
RDW	: 13.6	%	11- 16
ESR (WINTORBE)	: 05	mm./hr.	0-20
<b>DIFF WBC Count</b>			
Neutrophils	: 56	%	40-75
Lymphocytes	: 39	%	20-50
Eosinophils	: 03	%	1-6
Monocytes	: 02	%	2-10
Basophils	: 00	%	0-5
Band Form	: 00	%	0-5

### Smear Study

Platelets in Smear : Adequate  
Malarial Parasites : Malarial Parasites Not Detected  
Blood Group : "A"  
RH Factor : Positive

**Revival Diagnostic**  
401, Aqua Corridor,  
B/s. Star Bazar, Surat-395009  
Mo. 91062-28601

Dr. Mihir Icecreamwala  
M.B.B.S.,M.D. Pathologist

Lab Technician/Technologist

Operator Name: Namrata Patel | Reporting Print Date & Time: 27-Aug-2022

4th Floor, Aqua Corridor, Hazira Road, Adajan Paal, Surat-395009.  
☎ 0261 2747788 | ✉ revivaldiagnostics.surat@gmail.com | 🌐 www.revivaldiagnostics.com

This medical report is not intended for medico-legal purposes.





# REVIVAL DIAGNOSTICS



Name : VARADRAJ - ACHARI  
Age/Sex : 37 Yrs./Male  
UHID : 21319  
Ref. By Dr. : MEDI WHEEL


Date : 27-Aug-2022 8:49 am  
Rec. No : 5287  
Lab ID : 16999  
Category : CTR

Collection Date & Time : 27-Aug-2022 8:49 am

## BIOCHEMISTRY

TEST	RESULTS	Unit	BIOLOGICAL REFERENCE RANGI
<b>GGT</b> <i>IFCC, Without Pyridoxal Phosphate</i>	: 28	U/L	5 - 50 U/L
<b>SGOT</b> <i>IFCC, Without Pyridoxal Phosphate</i>	: 32	U/L	0 - 50 U/L
<b>SGPT</b> <i>IFCC, Without Pyridoxal Phosphate</i>	: 27	U/L	0 - 50 U/L
<b>Alkaline Phosphatase</b> <i>ALP-AMP</i>	: 143	IU/l	38 - 126 IU/l
<b>Total Bilirubin</b> <i>DIAZO METHOD</i>	: 2.1	mg/dl	0.2 - 1.2 mg/dl
<b>Direct Bilirubin</b> <i>DIAZO METHOD</i>	: 0.6	mg/dl	0.1 - 0.4 mg/dl
<b>Indirect Bilirubin</b> <i>CALCULATED</i>	: 1.5	mg/dl	0.1 - 0.8 mg/dl
<b>Blood Urea Nitrogen ( BUN )</b> <i>GLDH-UREASE METHOD</i>	: 10	mg/dl	9 - 20 mg/dl
<b>Creatinine</b> <i>(METHOD : ENZYMATIC)</i>	: 0.8	mg/dl	0.5 - 1.5 mg/dl
<b>Uric Acid</b> <i>URICASE-POD</i>	: 6.7	mg/dl	4 - 8.5 mg/dl
<b>Blood Sugar - F</b>	: 90	mg/dL	70 - 110 mg/dL
<b>Urine Sugar - F</b>	: Absent		
<b>Urine Ketone - F</b>	: Absent		
<b>Blood Sugar- PP</b>	: 118	mg/dL	80 - 140 mg/dL
<b>Urine Sugar - PP</b>	: Absent		
<b>Urine Ketone - PP</b>	: Absent		
<b>Total Protein</b> <i>Biuret</i>	: 6.7	gm/dl	6.3 - 8.2 gm/dl
<b>S.Albumin</b>	: 3.7	gm/dl	3.7 - 5.3 gm/dl

**Revival Diagnostic**  
401, Aqua Corridor,  
B/s. Star Bazar, Surat-395009  
Mo. 91062-28601

  
Dr. Mihir Icecreamwala  
M.B.B.S., M.D. Pathologist

Reporting Date & Time : 27-Aug-2022 02:29:00PM

Test Performed On Fully Authomated Clinical Chemistry Analyser EM-200

Laboratory Test Result are Subject to technical limitation and should be clinically correlate for final diagnosis

📍 4th Floor, Aqua Corridor, Hazira Road, Adajan Paal, Surat-395009.

☎ 0261 2747788

✉ revivaldiagnostics.surat@gmail.com

🌐 www.revivaldiagnostics.com

This medical report is not intended for medico-legal purposes.



# REVIVAL DIAGNOSTICS



BCG(Bromo Cresol Green)

<b>Globulin</b> CALCULATED	: 3	gm/dl	2.4 - 3.2 gm/dl
<b>A/G Ratio</b> CALCULATED	: 1.23	gm/dl	1 - 2.3 gm/dl



## Revival Diagnostic

401, Aqua Corridor,  
B/s. Star Bazar, Surat-395009  
Mo. 91062-28601

Dr. Mihir Icecreamwala  
M.B.B.S.,M.D. Pathologist

Reporting Date & Time : 27-Aug-2022 02:29:00PM

Test Performed On Fully Authomated Clinical Chemistry Analyser EM-200

Laboratory Test Result are Subject to technical limitation and should be clinically correlate for final diagnosis





Name : VARADRAJ - ACHARI  
Age/Sex : 37 Yrs. Male  
UHID : 21319  
Ref. By Dr. : MEDI WHEEL  
Category : CTR

Date : 27-Aug-2022  
Receipt No : 5287  
Lab ID : 16999

Collection Date & Time : 27-Aug-2022 8:49 am

## REPORT OF SERUM LIPID PROFILE

Test	Result	Biological Reference Range
<b>Serum Cholesterol</b> (Mehod : CHOD-POD)	172	Normal : Less than 200 mg / dl Borderline : 200 to 239 mg / dl Undesirable : More than 240 mg / dl
<b>Serum Triglyceride</b> (Mehod : GPO-POD)	129	Normal : Less than 150 mg / dl Borderline High : 150 to 199 mg / dl High : 200 - 499 mg / dl Very High : More than 500 mg / dl
<b>Serum HDL - Cholesterol</b> (Mehod : PVS-PEGME Precipitation with CHOD-POD)	46	Desirable : More than 55 mg / dl Borderline : 35 to 55 mg / dl Undesirable : Less than 35 mg / dl
<b>Serum LDL - Cholesterol</b> (Mehod : Calculated)	100.2	Optimal : Less than 100 mg / dl Above Optimal : 100 - 129 mg / dl Borderline High : 130 to 159 mg / dl High : 160 to 189 mg / dl Very High : More than 190 mg / dl
<b>VLDL</b> (Mehod : Calculated)	25.8	Normal : 5 to 30 mg / dl
<b>Chol. / HDL - Chol. Ratio</b>	3.7	Low Risk : Less than 3.8 Medium Risk : 3.8 to 5.9 High Risk : More than 6
<b>LDL / HDL - Chol. Ratio</b>	2.18	Low Risk : Less than 3.55 Medium Risk : 3.55 - 4 High Risk : More than 6

### Revival Diagnostic

401, Aqua Corridor,  
B/s. Star Bazar, Surat-395009  
No. 91002-28601

Lab Technician/Technologist

Dr. Mihir Icecreamwala  
M.B.B.S..M.D. Pathologist

Operator Name: Zarna Gandhi

Reporting PrintDate & Time: 27-Aug-2022

Laboratory Test Result are Subject to technical limitation and should be clinically correlate for final diagnosis





Name : VARADRAJ - ACHARI  
Age/Sex : 37 Yrs. / Male  
UHID : 21319  
Category : CTR  
Ref. By Dr. : MEDI WHEEL

Date : 27-Aug-2022 8:49 am  
Receipt No : 5287  
Lab ID : 16999  
Collection Date & Time : 27-Aug-2022 8:49 am

## ROUTINE URINE EXAMINATION REPORT

### PHYSICAL EXAMINATION :

Quantity : 30 ml  
Colour : Pale Yellow  
Appearance : Clear  
Reaction : Acidic  
Specific Gravity : 1.030

### CHEMICAL EXAMINATION :


Proteins : Absent  
Sugar : Absent  
Acetone : Absent  
Bile Salts : Absent  
Bile Pigments : Absent  
Urobilinogen : Normal  
O.B.T. : Negative

### MICROSCOPIC EXAMINATION :

Pus Cells : 1-2/hpf.  
R. B. C. : Absent  
Epithelial Cells : Occasional  
Bacteria : Absent  
Casts : Absent  
Crystals : Absent  
Yeast cell : Absent  
Mucus : Absent  
Other Findings : NIL

Lab Technician/Technologist

Revival Diagnostic  
401, Aqua Corridor,  
B/s. Star Bazar, Surat-395009  
No. 91062-28601

  
Dr. Mihir Icecreamwala  
M.B.B.S.,M.D. Pathologist

Laboratory Test Result are Subject to technical limitation and should be clinically correlate for final diagnosis

Operator Name: Zarkha Gandhi, Aqua Corridor, Hazira Road, Reporting Date & Time: 27-Aug-2022 01:33:00PM  
☎ 0261 2747788 ✉ revivaldiagnostics.surat@gmail.com 🌐 www.revivaldiagnostics.com

This medical report is not intended for medico-legal purposes.







**Name** : VARADRAJ - ACHARI

**Date** : 27-Aug-2022

12:00:00AM

**Age/Se** : 37 Yrs. Male

**Receipt No:** 5287

**UHID** : 21319

**Ref. By** : MEDI WHEEL

**Lab ID** : 16999

**Catagory** : CTR

**Collection Date & Time** : 27-Aug-2022 8:49 am

## STOOL EXAMINATION

### GENERAL EXAMINATION

Consistency : Semi Solid  
Color : Brown  
Mucus : Absent  
Pus : Absent  
Blood : Absent

### CHEMICAL EXAMINATION

Reaction : Acidic  
Occult Blood : Absent

### MICROSCOPIC EXAMINATION

Ova : Absent  
Cysts : Absent  
Pus Cells : Absent / Hpf.  
Red Blood Cells : Absent /Hpf.  
Macrophage Cells : Absent  
Epithelial Cells : Absent / Hpf.  
Starch : Absent  
Vegetable cells : Absent  
Crystals : Absent  
Fat : Absent

**Revival Diagnostic**  
401, Aqua Corridor,  
B/s. Star Bazar, Surat-395009  
Mo. 91062-28601

**Lab Technician/Technilogist**  
Zarna K Gandhi (Msc. Biotech)

**Pathologist/ Pathologist**  
Dr. Mihir icecearnwala /Dr. Sodavadiya Kirankumar

**Operator Name** : Zarna Gandhi

**Reporting Print Date & Time** : 27-Aug-2022

**Laboratory Test Result are Subject to technical limitation and should be clinically correlate for final diagnosis**

4th Floor, Aqua Corridor, Hazira Road, Adajan Paal, Surat-395009.

0261 2747788

revivaldiagnostics.surat@gmail.com

www.revivaldiagnostics.com

This medical report is not intended for medico-legal purposes.



# REVIVAL DIAGNOSTICS



Name : VARADRAJ - ACHARI

Date : 27-Aug-2022

Age/Sex : 37 Yrs. Male

Receipt No : 5287

UHID : 21319

Ref. By Dr. : MEDI WHEEL

Lab ID : 16999

Report By Dr. : Dr.

Catagory : CTR

Collection Date & Time : 27-Aug-2022 8:49 am

## REPORT OF GLYCOSYLATED HEMOGLOBIN [ HbA1C ]

Parameter	Result	Unit	Biological Reference Interval
Hemoglobin A1C(HbA1C)	5.4	%	HbA1C Degree of Glucose Control

< 5.6 % Non Diabetics  
5.7 - 6.4 % Prediabetics  
> = 6.5 % Diabetics

(REF : Wallace, 11th Edition)

### REMARKS:

6 - 7 % Excellent Control  
7 - 8 % Good Control  
8 -10 % Unsatisfactory Control  
> 10 % Poor Control

Method : High performance liquid chromatography (HPLC)


MEAN BLOOD GLUCOSE OVER THE PAST 60 DAYS FROM THE HbA1C RESULT : 000 mg/dl

Remarks : GHb test is useful for the long term control and monitoring of diabetes mellitus since it reflects the integration of blood glucose levels during past 4-8 weeks.

### Revival Diagnostic

401, Aqua Corridor,  
B/s. Star Bazar, Surat-395009  
Mo. 91062-26001

Lab Technician/Technologist

  
Dr. Mihir Icecreamwala  
M.B.B.S..M.D. Pathologist

Operator Name :Zarna Gandhi

Reporting Print Date & Time :27-Aug-2022

Laboratory Test Result are Subject to technical limitation and should be clinically correlate for final diagnosis


4th Floor, Aqua Corridor, Hazira Road, Adajan Paal, Surat-395009.

0261 2747788

revivaldiagnostics.surat@gmail.com

www.revivaldiagnostics.com

This medical report is not intended for medico-legal purposes.





Name : VARADRAJ - ACHARI  
Age/Sex : 37 Yrs. Male  
UHID : 21319  
Ref. By Dr. : MEDI WHEEL  
Catagory : CTR

Date : 27-Aug-2022 8:49 am  
Receipt No : 5287

Lab ID : 16999  
Collection Date & Time : 27-Aug-2022 8:49 am

## THYROID TEST


TEST	RESULT	Biological Reference Range
T3	1.05	0.87 - 1.78 ng/ml
T4	7.15	4.60 - 13.5 ug/dl
TSH	3.81	0.50 - 5.50 uIU/ml 5.5 to 15 uIU/ml - Suggested Clinical co-relation Or Repeat test with new sample as physiological factors can give falsely high TSH Above 15uIU/ml Hypopyhyroid

PREGNANT WOMEN normal ranges for TSH:  
1st Trimester :0.0878 - 2.8293 uIU/ml  
2nd Trimester :0.1998 - 2.7915 uIU/ml  
3rd Trimester :0.307 - 2.9028 uIU/ml  
Ref:Tietz Fundamentals of Clinical Chemistry.

**Revival Diagnostic**

401...  
B/s. St... 45L  
NO. 21319 20001

Lab Technician/Technologist

  
Dr. Mihir Icecreamwala  
M.B.B.S.,M.D. Pathologist

Operator Name : Zarna Gandhi

Reporting Print Date & Time : 27-Aug-2022

Laboratory Test Result are Subject to technical limitation and should be clinically correlate for final diagnosis

📍 4th Floor, Aqua Corridor, Hazira Road, Adajan Paal, Surat-395009.

☎ 0261 2747788

✉ revivaldiagnostics.surat@gmail.com

🌐 www.revivaldiagnostics.com

This medical report is not intended for medico-legal purposes.

Handwritten text, possibly a signature or a small note, located in the lower center of the page. The text is faint and difficult to decipher.



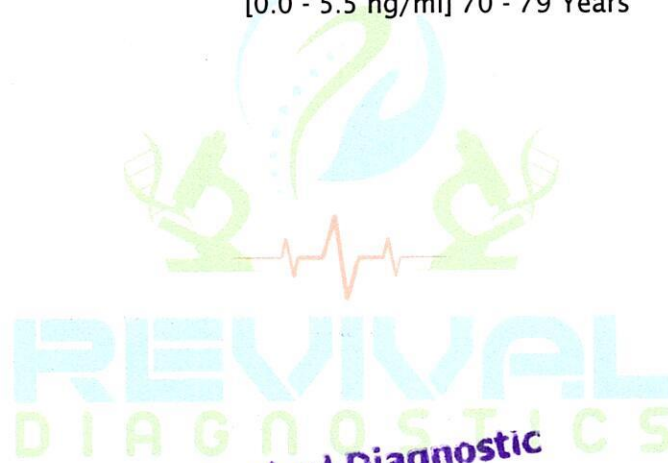
Name : VARADRAJ - ACHARI  
Age/Sex : 37 Yrs. Male  
UHID : 21319  
Ref. By Dr. : MEDI WHEEL  
Category : CTR

Date : 27-Aug-2022  
Receipt No : 5287  
Lab ID : 16999

Collection Date & Time : 27-Aug-2022 8:49 am


## REPORT OF TUMOR MARKERS

Test	Result	Biological Reference Range
PROSTATE SPECIFIC ANTIGEN (PSA)	: 0.81 ng/ml	[0.0 - 2.5 ng/ml] 40 - 49 Years [0.0 - 3.5 ng/ml] 50 - 59 Years [0.0 - 4.5 ng/ml] 60 - 69 Years [0.0 - 5.5 ng/ml] 70 - 79 Years



Revival Diagnostic  
401, Aqua Corridor,  
B/S. Star Bazar, Surat-395009  
NO. 91062-20601

Dr. Mihir Icecreamwala  
M.B.B.S.,M.D. Pathologist  
Operator Name:Zarna Gandhi

  
Lab Technician/Technologist

PrintDate & Time:27-Aug-2022

**Method: - Test performed on Automated Chemiluminescence Assay [COBAS E411, ROCHE]**  
Corrobrative clinicopathologic correlation is essential for final diagnosis. Test reports are subjected to technical limitation and should be clinically co-related. Laboratory may be contacted if required.

Laboratory Test Result are Subject to technical limitation and should be clinically correlate for final diagnosis



Name : VARADRAJ - ACHARI  
Age/Sex : 37 Yrs. Male  
UHID : 21319  
Ref. By Dr. : MEDI WHEEL  
Category : CTR

Date : 27-Aug-2022  
Receipt No : 5287  
Lab ID : 16999

Collection Date & Time : 27-Aug-2022 8:49 am

## REPORT OF TUMOR MARKERS

Test	Result	Biological Reference Range
PROSTATE SPECIFIC ANTIGEN (PSA)	0.81 ng/ml	[0.0 - 2.5 ng/ml] 40 - 49 Years [0.0 - 3.5 ng/ml] 50 - 59 Years [0.0 - 4.5 ng/ml] 60 - 69 Years [0.0 - 5.5 ng/ml] 70 - 79 Years



Revival Diagnostic  
401, Aqua Corridor,  
A/s. Star Bazar, Surat-395009  
MO. 91062-28601

Dr. Mihir Icecreamwala  
M.B.B.S.,M.D. Pathologist  
Operator Name:Zarna Gandhi

  
Lab Technician/Technologist

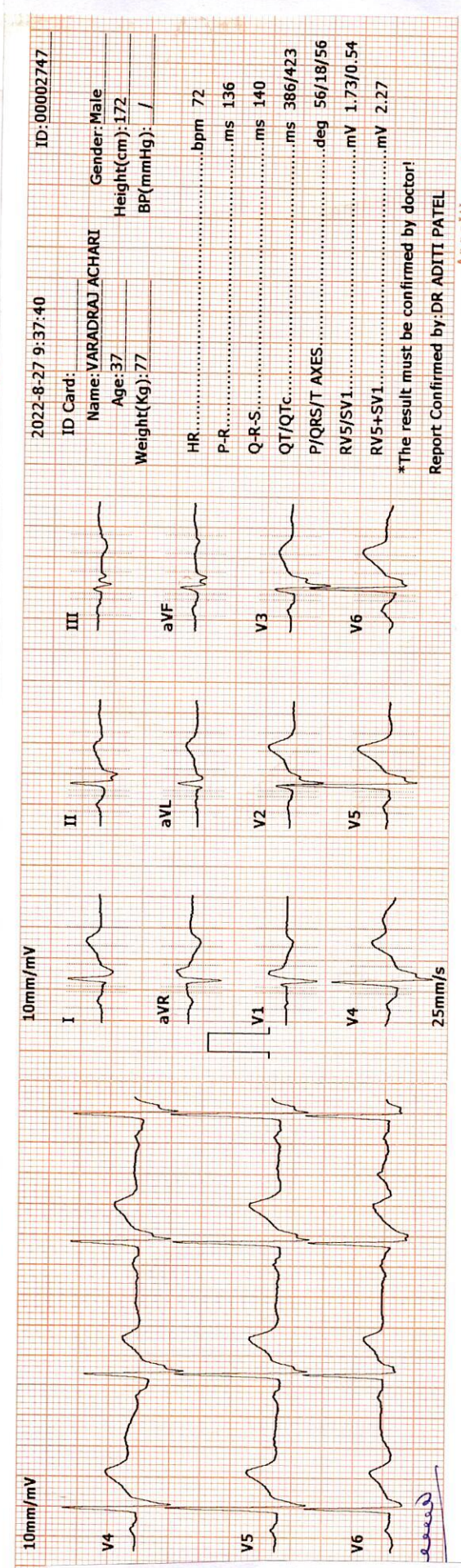
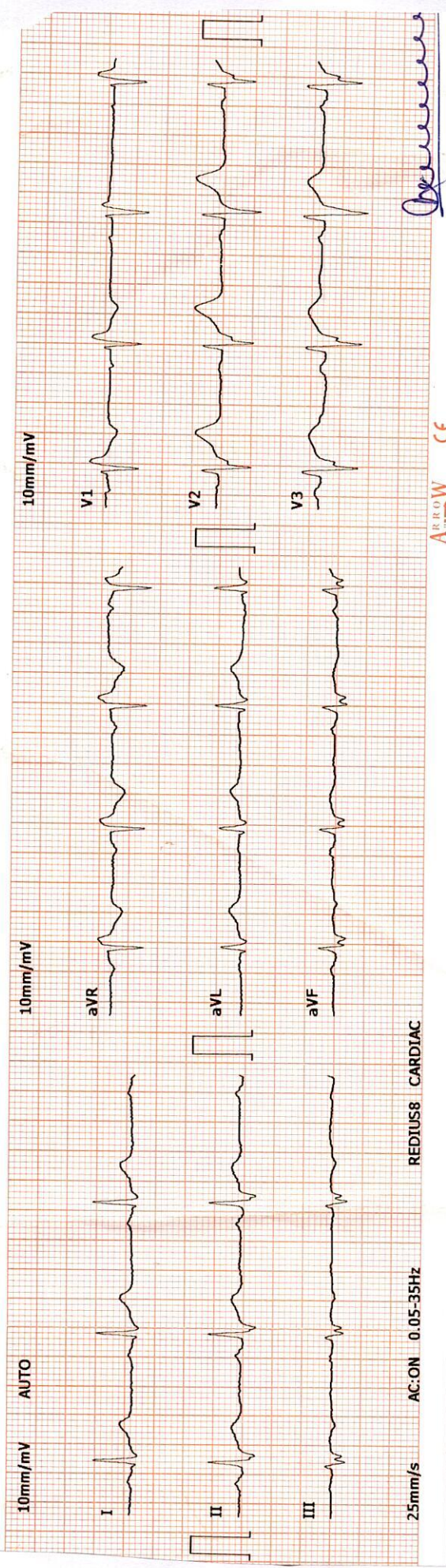
PrintDate & Time:27-Aug-2022

**Method: - Test performed on Automated Chemiluminescence Assay [COBAS E411, ROCHE]**  
Corrobrative clinicopathologic correlation is essential for final diagnosis. Test reports are subjected to technical limitation and should be clinically co-related. Laboratory may be contacted if required.

Laboratory Test Result are Subject to technical limitation and should be clinically correlate for final diagnosis







**ARROW CE**  
**DR. ADITI PATEL**  
 M.B.B.S., D. CARD (MUM)  
 CLINICAL CARDIOLOGIST  
 REG.NO.G-42901

**Revival Diagnostic**  
 401, Aque Corridor,  
 B/s. Star Bazar, Surat-395009  
 Tel: #1062-28601

146103400  
146103400  
146103400

146103400  
146103400  
146103400



Name : VARADRAJ - ACHARI  
Age/Sex : 37 Yrs. Male  
UHID : 21319  
Ref. By Dr : MEDI WHEEL  
Catagory : CTR

Date : 27-Aug-2022  
Rec No : 5287

Lab ID : 16999

Collection Date & Time : 27-Aug-2022 8:49 am

### ECG

<u>Test</u>	<u>Observed Value</u>	<u>Biological Referance Interval</u>
-------------	-----------------------	--------------------------------------

ECG

SINUS RHYTHM  
HEART RATE IS 72 BEATS PER MINUTE.  
RBBB.

DR. ADITI PATEL  
M.B.B.S., D. CARD (MUM)  
CLINICAL CARDIOLOGIST  
REG.NO.G-42901

**Revival Diagnostic**  
401, Aqua Corridor,  
B/s. Star Bazar, Surat-395009  
Mo. 91062-28601

Laboratory Test Result are Subject to technical limitation and should be clinically correlate for final diagnosis

📍 4th Floor, Aqua Corridor, Hazira Road, Adajan Pal, Surat-395009.

☎ 0261 2747788, 9825947712 ✉ revivaldiagnostics.surat@gmail.com 🌐 www.revivaldiagnostics.com

This medical report is not intended for medico-legal purposes.



**REVIVAL DIAGNOSTICS**  
**4TH FLOOR, AQUA CORRIDOE, NEAR STAR BAZAR, ADAJAN- 395009, SURAT**

**Summary**

2354/VARADRAJ ACHARI 37 Yrs/Male 71 Kg/172 Cms  
 Date: 27-Aug-2022 10:28:04 AM  
 Ref.By : MED1 WHEEL

Protocol : BRUCE Objective : FOR TESTING PURPOSE ONLY.

Stage	StageTime (Min:Sec)	PhaseTime (Min:Sec)	Speed (kmph)	Grade (%)	METS	H.R. (bpm)	B.P. (mmHg)	R.P.P. x100	PVC	Comments
Supine					1.0	79	118/70	93	-	
Standing					1.0	86	118/70	101	-	
HV					1.0	99	118/70	116	-	
ExStart					1.0	105	118/70	123	-	
Stage 1	3:00	3:01	2.7	10.0	4.6	142	120/80	170	-	
Stage 2	3:00	6:01	4.0	12.0	7.0	170	140/80	238	-	
PeakEx	0:10	6:11	5.5	14.0	7.2	165	140/80	231	-	
Recovery	1:00		0.0	0.0	1.1	157	160/100	251	-	
Recovery	2:00		0.0	0.0	1.0	129	150/90	193	-	
Recovery	3:00		0.0	0.0	1.0	107	140/80	149	-	
Recovery	3:13		0.0	0.0	1.0	124	130/80	161	-	
Recovery					0.0	0	---/---	0	-	

*Dr. Aditi Patel*

**Medication : Nil**  
**History : Nil**  
**Test End Reason : Test Complete**  
**Findings :**  
 The patient exercised according to BRUCE for 6:11, achieving a work level of Max METS:7.2. Resting heart rate initially 79 bpm, rose to a max. heart rate of 170 bpm which represents 93% of maximum age predicted heart rate. Resting blood pressure 118/70 mmhg, rose to a maximum blood Pressure of 140/80 mmhg. The exercise stress test was stopped due to Test Complete

**Parameters :**  
 Exercise Time : 6:11 minutes  
 Max HR attained : 170 bpm 93% of Max Predictable HR 183  
 Max BP : 140/80(mmHg)  
 Workload attained : 7.2 (Fair Effort Tolerance )  
 RBBB  
 NOAngina/Arrhythmia/S3/murmur  
 Final Impression : Test is negative for inducible ischaemia.

**Revival Diagnostic**  
 401, Aqua Corridor,  
 B/s. Star Bazar, Surat-395009  
 No. 91062-28601

**DR. ADITI PATEL**  
 M.B.S., D. CARD (MUM)  
 CLINICAL CARDIOLOGIST  
 REG.NO.G-42901



*Pratt*

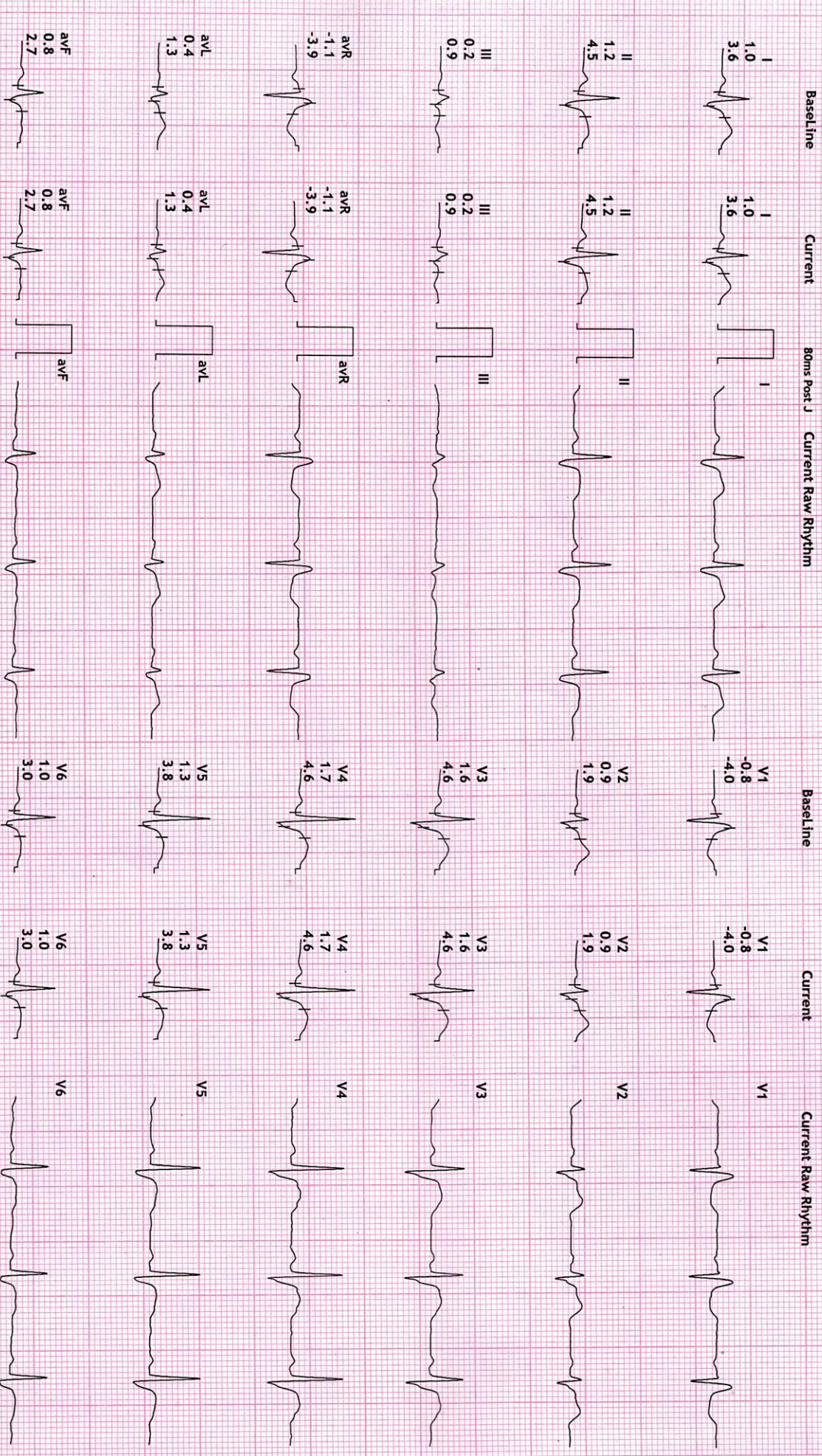
RECEIVED  
JAN 10 1884  
DEPT. OF THE INTERIOR  
WASHINGTON

12 Lead + Comparison

REVIVAL DIAGNOSTICS  
 4TH FLOOR, AQUA CORRIDOE, NEAR STAR BAZAR, ADAJAN- 395009, SURAT  
 2354/VARADRAJ ACHARI  
 37 Yrs/Male  
 71 Kg/172 Cms

Date: 27-Aug-2022 10:28:04 AM  
 HR: 89 bpm  
 METS: 1.0  
 BP: 118/70  
 MPPHR: 48% of 183  
 Speed: 0.0 kmph  
 Grade: 0.0%

Raw ECG BRUCE (1.0-100)Hz  
 Ex Time 00:36  
 BLC : 0h  
 Notch : On  
 SUPINE  
 10.0 mm/mV  
 25 mm/Sec.







**REVIVAL DIAGNOSTICS**  
**4TH FLOOR, AQUA CORRIDOE, NEAR STAR BAZAR, ADAJAN- 395009, SURAT**

2354/VARADRAJ ACHARI  
 37 Yrs/Male  
 71 Kg/172 Cms

Date: 27-Aug-2022 10:28:04 AM

**12 Lead + Comparison**

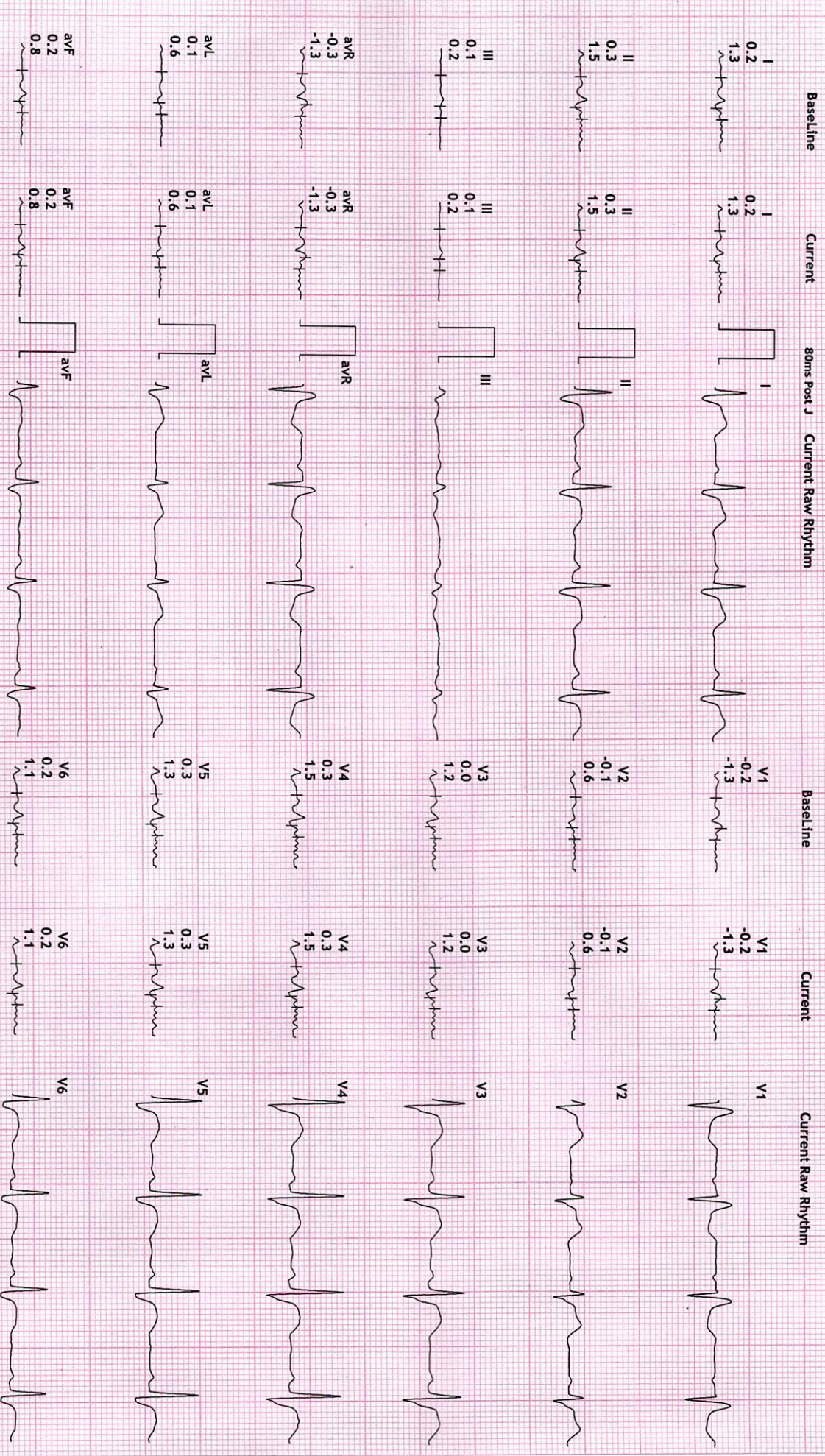
HR: 85 bpm  
 METS: 1.0  
 BP: 118/70

MpHR: 46% of 183  
 Speed: 0.0 kmph  
 Grade: 0.0%

Raw ECG  
 BRUCE  
 (1.0-100)Hz

Ex Time 00:49  
 BLC : On  
 Notch : On

STANDING  
 10.0 mm/mV  
 25 mm/Sec.





**REVIVAL DIAGNOSTICS**

**4TH FLOOR, AQUA CORRIDOE, NEAR STAR BAZAR, ADAJAN- 395009, SURAT**

2354/VARADRAJ ACHARI  
37 Yrs/Male

71 Kg/172 Cms

Date: 27-Aug-2022 10:28:04 AM

**12 Lead + Comparison**

HR: 94 bpm

METS: 1.0

BP: 118/70

MpHR: 51% of 183

Speed: 0.0 kmph

Grade: 0.0%

Raw ECG

BRUCE

(1.0-100)Hz

Ex Time 01:03

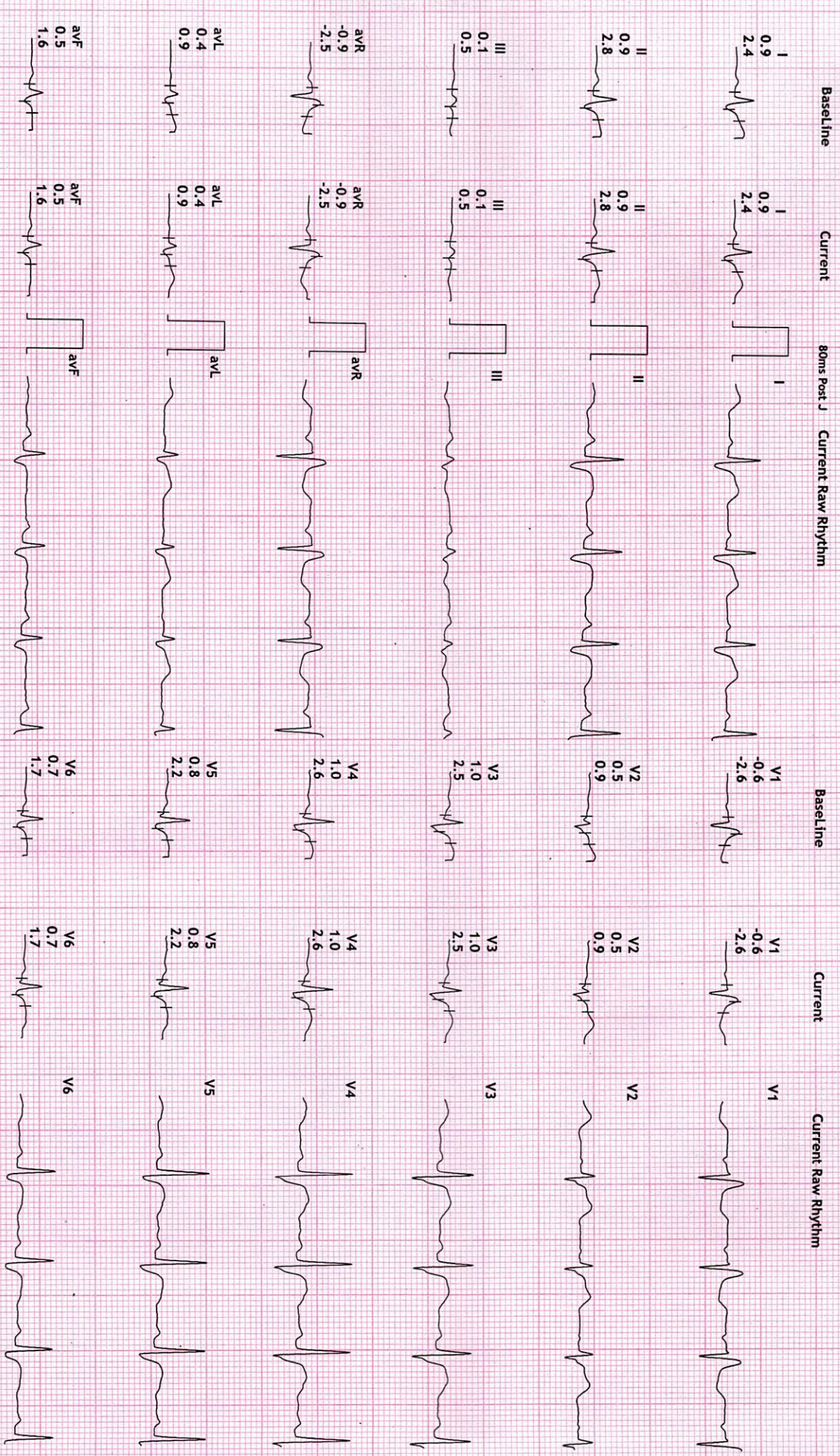
BLC : On

Notch : On

HV

10.0 mm/mV

25 mm/Sec.





**REVIVAL DIAGNOSTICS**

**4TH FLOOR, AQUA CORRIDOE, NEAR STAR BAZAR, ADJAN- 395009, SURAT**

2354/VARADRAJ ACHARI  
37 Yrs/Male  
71 Kg/172 Cms

Date: 27-Aug-2022 10:28:04 AM

**12 Lead + Comparison**

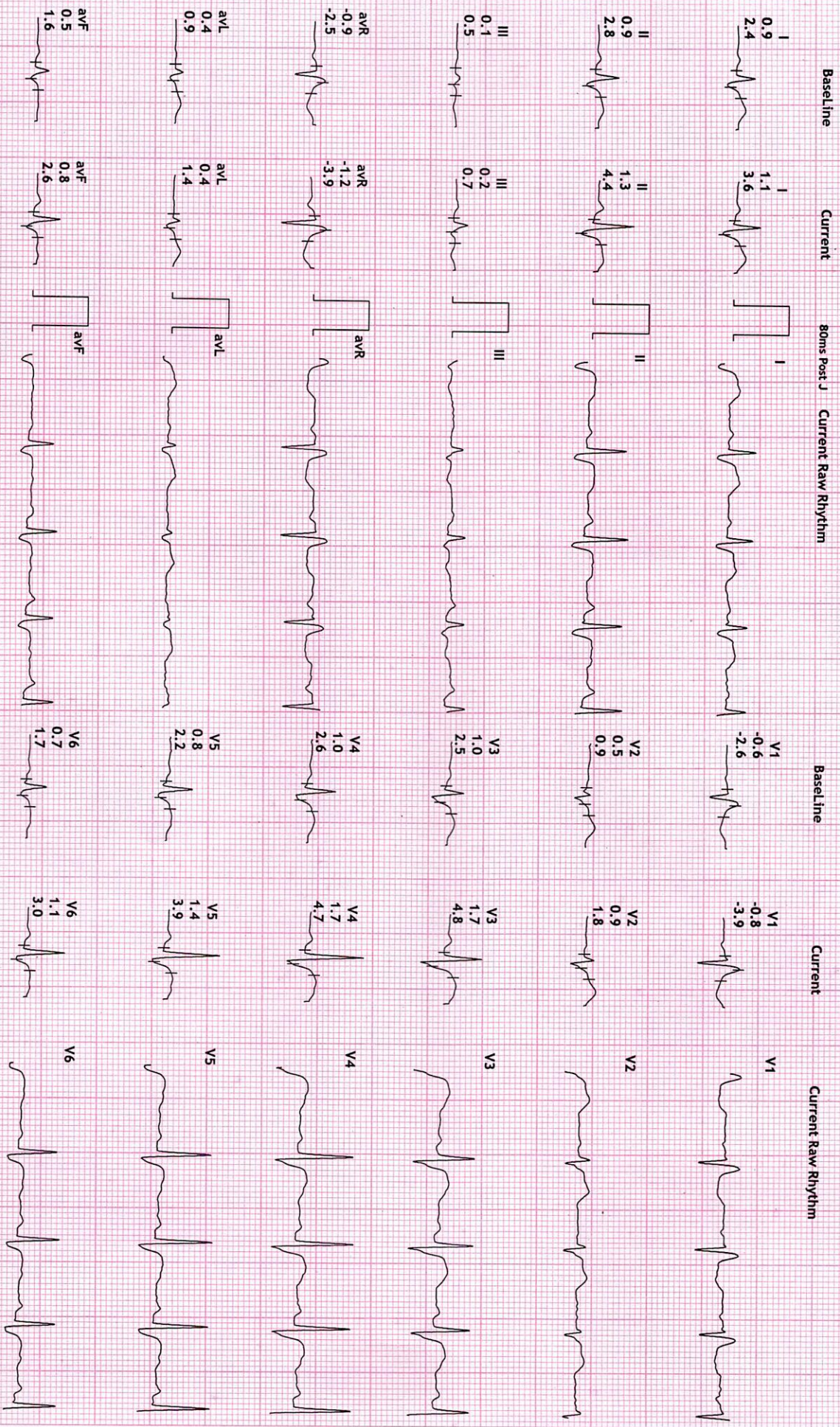
HR: 113 bpm  
METS: 1.0  
BP: 118/70


MPHR:61% of 183  
Speed: 0.0 kmph  
Grade: 0.0%

Raw ECG  
BRUCE  
(1.0-100)Hz

Ex Time 00:00  
BLC :On  
Notch :On

ExStt  
10.0 mm/mv  
25 mm/Sec.





REVIVAL DIAGNOSTICS

4TH FLOOR, AQUA CORRIDOE, NEAR STAR BAZAR, ADAJAN - 395009, SURAT

2354/VARADRAJ ACHARI

37 Yrs/Male

71 Kg/172 Cms

HR: 142 bpm  
METS: 4.6  
BP: 120/80

MPHR: 77% of 183  
Speed: 2.7 kmph  
Grade: 10.0%

Raw ECG  
BRUCE  
(1.0-100)Hz

Ex Time 03:00  
BLC : On  
Notch : On

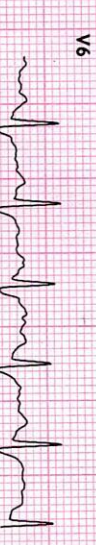

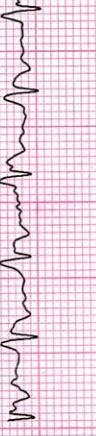
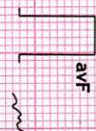
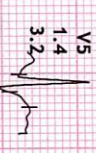
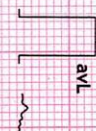

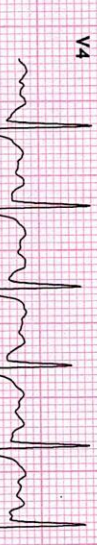
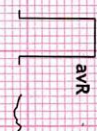
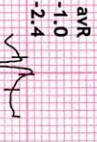
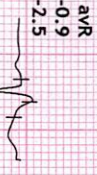
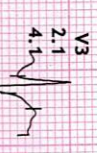
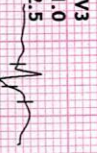
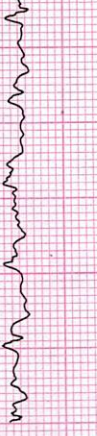
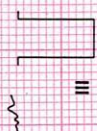
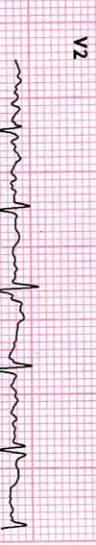
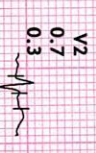
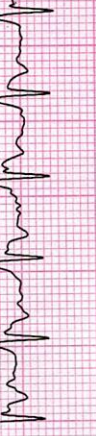
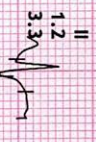
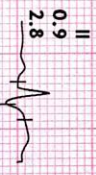
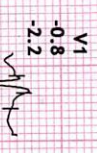
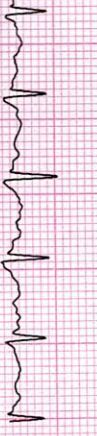
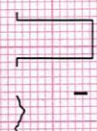
Stage 1 ( 03:00  
10.0 mm/mV  
25 mm/Sec.

12 Lead + Comparison

Baseline Current 80ms Post J Current Raw Rhythm

Baseline Current

Current Raw Rhythm







REVIVAL DIAGNOSTICS

4TH FLOOR, AQUA CORRIDOE, NEAR STAR BAZAR, ADAJAN- 395009, SURAT

2354/VARADRAJ ACHARI

37 Yrs/Male

71 Kg/172 Cms

HR: 170 bpm  
METS: 7.0  
BP: 140/80

MPHR: 92% of 183  
Speed: 4.0 kmph  
Grade: 12.0%

Raw ECG  
BRUCE  
(1.0-100)Hz

Ex Time 06:00  
BLC :On  
Notch :On

Stage 2 ( 03:00  
10.0 mm/mV  
25 mm/Sec.

12 Lead + Comparison

Baseline

Current

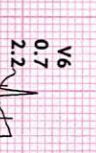
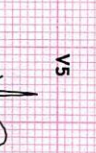
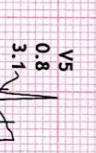
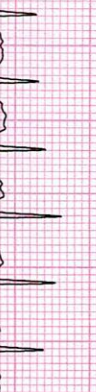
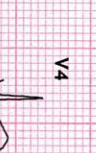


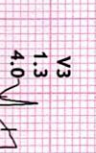

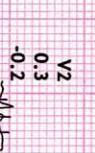
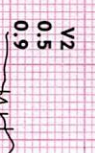

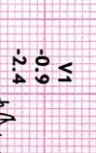
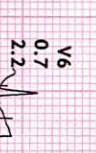
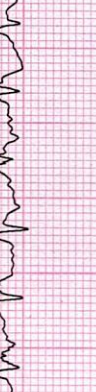
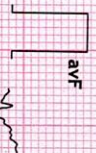
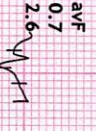
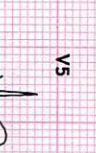
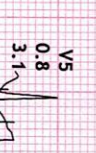
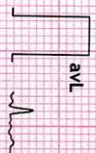

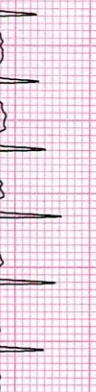
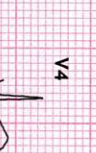

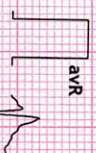
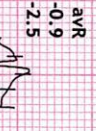

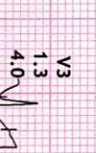

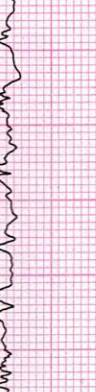
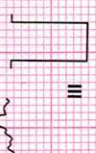
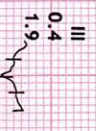
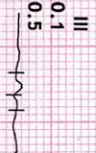
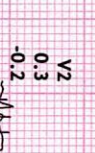
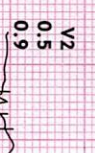
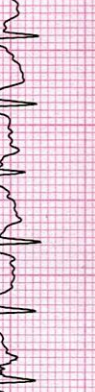
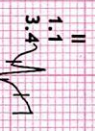

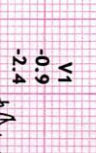

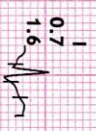
80ms Post J

Current Raw Rhythm

Baseline

Current

Current Raw Rhythm





REVIVAL DIAGNOSTICS

4TH FLOOR, AQUA CORRIDOE, NEAR STAR BAZAR, ADAJAN- 395009, SURAT

2354/VARADRAJ ACHARI  
37 Yrs/Male  
71 Kg/172 Cms

Date: 27-Aug-2022 10:28:04 AM

12 Lead + Comparison

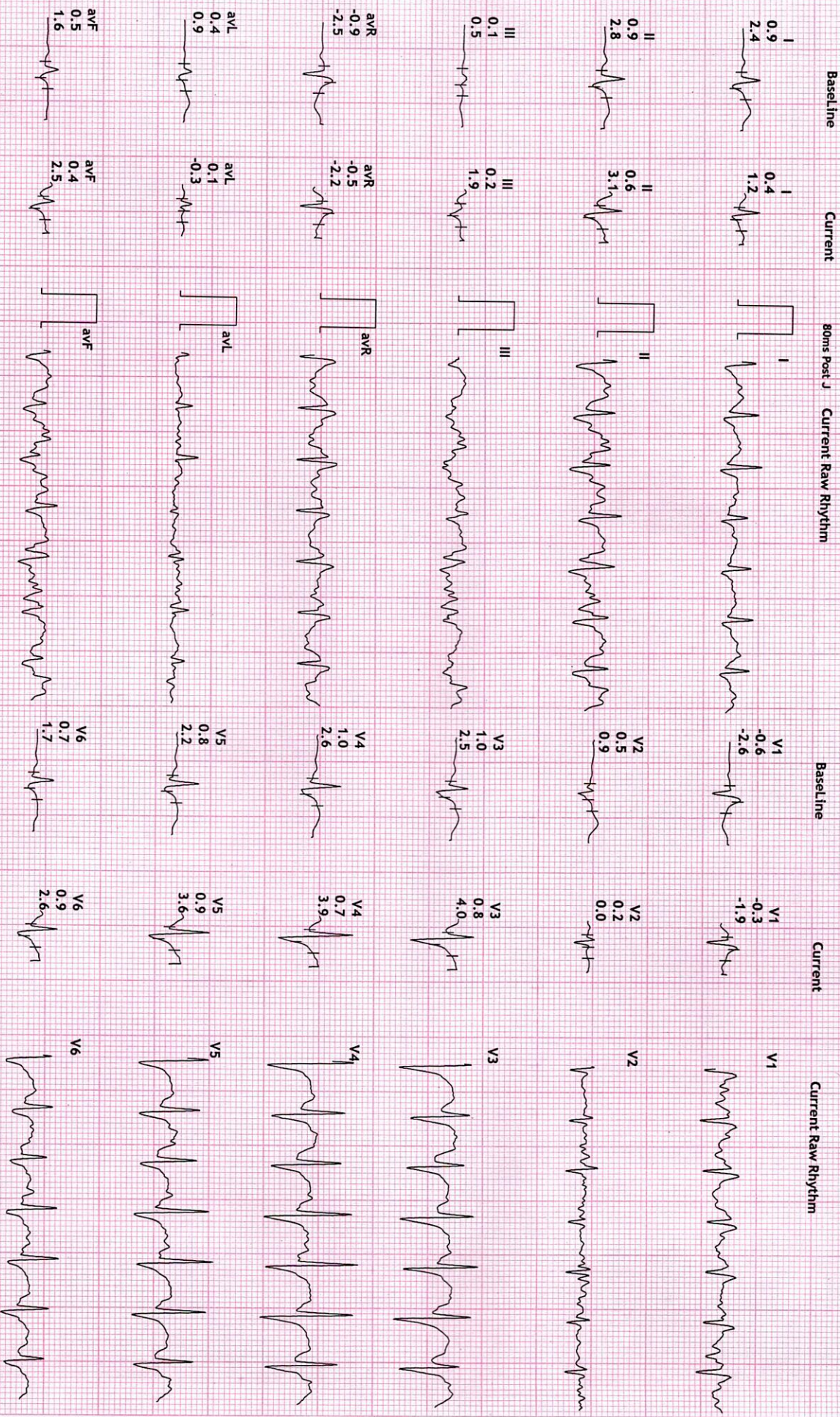
HR: 165 bpm  
METs: 7.2  
BP: 140/80

MPHR: 90% of 183  
Speed: 5.5 kmph  
Grade: 14.0%

Raw ECG  
BRUCE  
(1.0-100)Hz

Ex Time 06:10  
BLC :On  
Notch :On

PeakEx  
10.0 mm/mV  
25 mm/Sec.





REVIVAL DIAGNOSTICS

4TH FLOOR, AQUA CORRIDOE, NEAR STAR BAZAR, ADAJAN- 395009, SURAT

2354/VARADRAJ ACHARI

37 Yrs/Male

71 Kg/172 Cms

HR: 157 bpm  
METTS: 1.0  
BP: 160/100

MPHR:85% of 183  
Speed: 0.0 kmph  
Grade: 0.0%

Raw ECG  
BRUCE  
(1.0-100)Hz

Ex Time 06:10  
BLC :On  
Notch :On

Recovery : ( 01  
10.0 mm/mV  
25 mm/Sec.

12 Lead + Comparison





REVIVAL DIAGNOSTICS

4TH FLOOR, AQUA CORRIDOR, NEAR STAR BAZAR, ADAJAN- 395009, SURAT

2354/VARADRAJ ACHARI

37 Yrs/Male

71 Kg/172 Cms

Date: 27-Aug-2022 10:28:04 AM

12 Lead + Comparison

HR: 129 bpm

METS: 1.0

BP: 150/90

MpHR: 70% of 183

Speed: 0.0 kmph

Grade: 0.0%

Raw ECG

BRUCE

(1.0-100)Hz

Ex Time 06:10

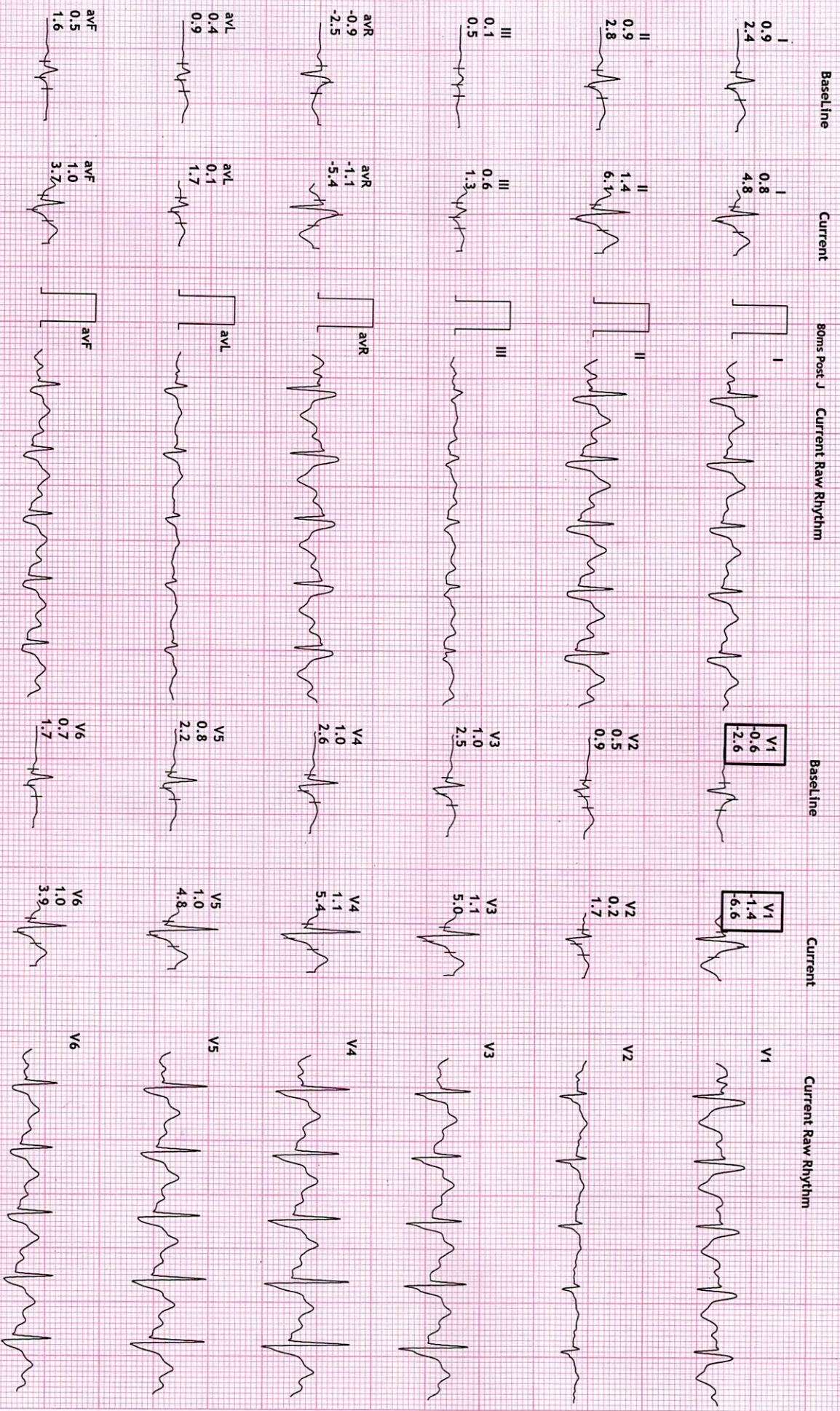
BLC :On

Notch :On

Recovery : ( 02

10.0 mm/mV

25 mm/Sec.







REVIVAL DIAGNOSTICS

4TH FLOOR, AQUA CORRIDOE, NEAR STAR BAZAR, ADAJAN- 395009, SURAT

2354/VARADRAU ACHARI  
37 Yrs/Male  
71 Kg/172 Cms

Date: 27-Aug-2022 10:28:04 AM

12 Lead + Comparison

HR: 107 bpm

METS: 1.0

BP: 140/80

MPHR: 58% of 183

Speed: 0.0 kmph

Grade: 0.0%

Raw ECG

BRUCE

(1.0-100)Hz

Ex Time 06:10

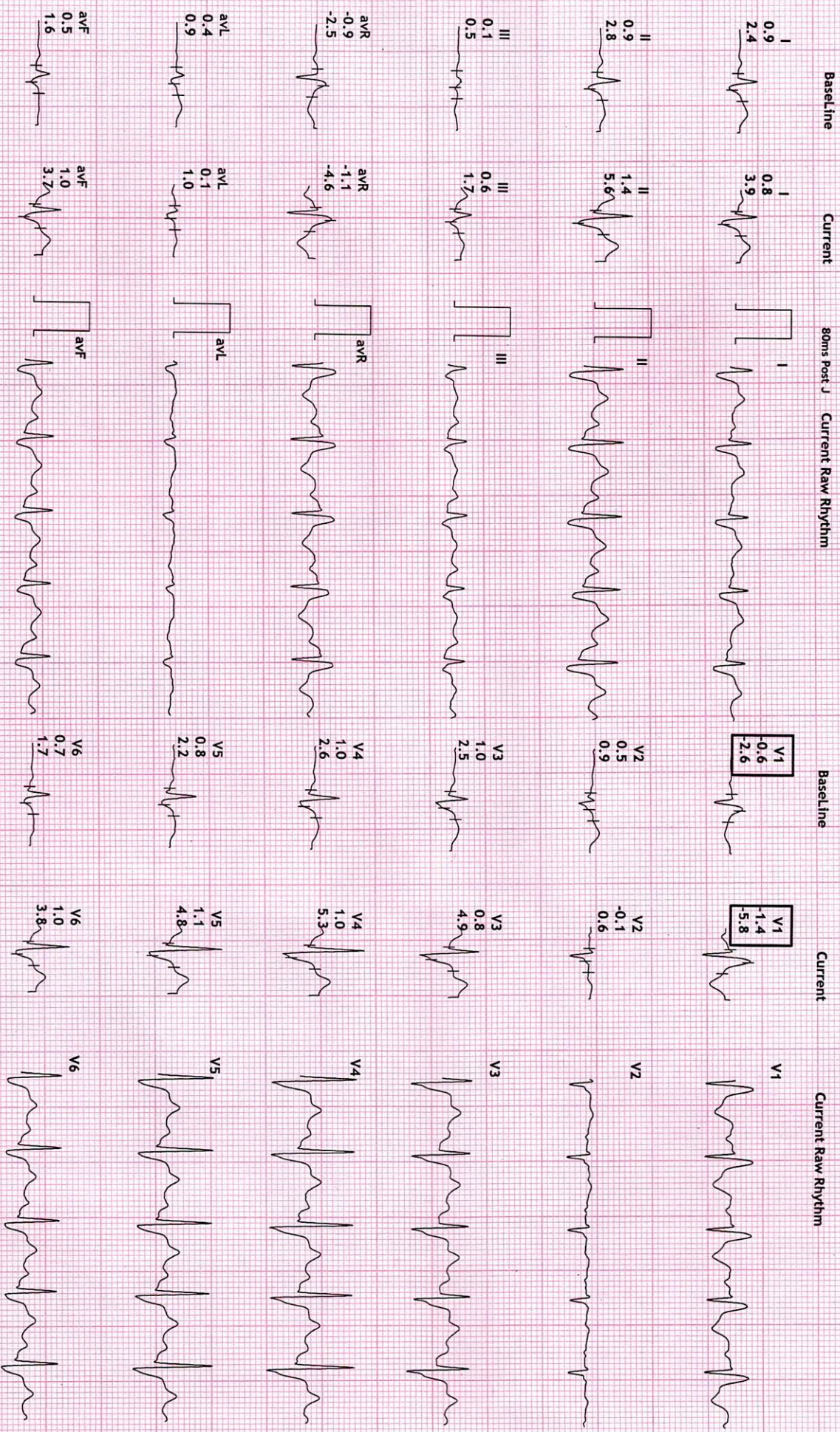
BLC : On

Notch : On

Recovery : ( 03

10.0 mm/mv

25 mm/Sec.







NAME	VARDRAJ ACHARI	DATE	27-Aug-2022
REFERRED BY	MEDI WHEEL	AGE / SEX	37 YRS / M

Thanks for the reference

## USG ABDOMEN

**LIVER:** is normal in size and shows homogeneous echotexture.

No evidence of intrahepatic biliary radicles dilatation / focal space occupying lesion.

The portal vein and common bile duct show normal caliber.

**GALL BLADDER:** is distended and shows few calculi within it, measuring 4-6 mm.

**SPLEEN:** Is normal in size and shows normal echo pattern.

**PANCREAS:** shows normal echo anatomy and its relationship with splenic vein is normal.

**KIDNEYS:** Both the kidneys are normal in size, shape and location and show normal cortico-medullary differentiation.

**Right kidney** measures- 9.6 x 4.5 cms.

**Left kidney** measures- 9.9 x 4.5 cms.

No evidence of hydronephrosis or calculus.

**URINARY BLADDER:** is distended with smooth walls.

No evidence of diverticulum or calculus.

**PROSTATE:** is normal in size 23 cc and shows homogeneous echotexture.

No evidence of ascites / pleural effusion.

Fluid and gas filled bowel loops with normal wall thickness and peristalsis noted.

### **IMPRESSION:**

- gall bladder calculi

Dr. Chirag K. Patel  
DR. CHIRAG K. PATEL  
RADIOLOGIST  
Revival Diagnostic  
4th Floor, Aqua Corridor,  
Nr. Star Bazar, Hazira Main Road,  
Adajan, Surat-395009.  
Mo. 97266 726683

Laboratory Test Result are Subject to technical limitation and should be clinically correlate for final diagnosis





NAME : VARADRAJ ACHARI  
AGE: 37 YRS / MALE  
REF BY: MEDI WHEEL





Name : VARADRAJ - ACHARI  
Age/Sex : 37 Yrs. Male  
UHID : 21319  
Ref. By Dr : MEDI WHEEL  
Category : CTR

Date : 27-Aug-2022  
Rec No : 5287

Lab ID : 16999

Collection Date & Time : 27-Aug-2022 8:49 am

## CHEST RADIOGRAPH-PA VIEW

Hilar shadows are within normal limits.

Pulmonary vasculature appears normal.

Cardiac appears normal in size.

Both domeh of the diaphragm are smooth.

Both costophrenic recesses are clear.

Both lung fields appear normal.

Visualized bones and soft tissue shadows appear normal.

IMPRESSION:

NORMAL STUDY.

**Dr. Chirag K. Patel**

MBBS-DMPD

Reg. No. G-23509

Revival Diagnostics

**DR. CHIRAG K. PATEL**

4th Floor, Aqua Corridor,  
Nr. Star Bazar, Hazira Main Road,

Adajan, Surat-395009.

Mo. 97266 726683

Laboratory Test Result are Subject to technical limitation and should be clinically correlate for final diagnosis

📍 4th Floor, Aqua Corridor, Hazira Road, Adajan Paal, Surat-395009.

☎ 0261 2747788

✉ revivaldiagnostics.surat@gmail.com

🌐 www.revivaldiagnostics.com

This medical report is not intended for medico-legal purposes.







varadaraj achari  
27.08.2022 08:50:08

Requester Detail

Name of Doctor / Employee / Insurance Company : Medi Wheel  
Location / Address : Bc B  
Insurance / Policy Number : \_\_\_\_\_

Sample Detail

Date & Time of Sample \_\_\_\_\_  
Type of Sample \_\_\_\_\_



The ID card features the Government of India emblem at the top left. The text on the card includes:
 

- ભારત સરકાર (Government of India)
- Government of India
- વરદરાજ અચારી (Varadraj Achari)
- Varadraj Achari
- જન્મ તારીખ/DOB: 10/01/1985
- પુરુષ/ MALE
- 8512 3815 5563
- મારો આધાર, મારી ઓળખ (My Aadhaar, My Identity)

 A QR code is located on the right side of the card, and a photograph of the individual is on the left.

Test Requested

PPB

Fasting Sample / P \_\_\_\_\_

Site of collection : ભાગલપુર

Patient's Relevant Medical & Drug History : \_\_\_\_\_

Paid Receipt Number : \_\_\_\_\_

Paid Amount : \_\_\_\_\_

Insurance / Policy

Sample Detail

Date & Time of Sample Collection : 27.2.8.72 Time of Sample Collection : \_\_\_\_\_

Type of Sample  Blood /

Test Requested :

PPBS

Sample / Post-Prandial of collection : ven.

Relevant Medical & Drug History : \_\_\_\_\_

Paid Amount : \_\_\_\_\_

**સાક્ષી**

**સુરત**

**Unique Identification Authority of India**

સરનામું :  
S/O ભાગવતાચારી મિશ્રા, પર્વત પાટીયા અપાર્ટમેન્ટ  
સુરત, 203 સાક્ષી અપાર્ટમેન્ટ ઓફીસ ઓફીસ, પર્વત,  
સુરત,  
ગુજરાત - 395010

**Address:**  
S/O Bhagvatachari Mishra, parvat patiya  
magob gam surat, 203 aakruti appartment  
ganesh nagar, Parvat, Surat,  
Gujarat - 395010

**8512 3815 5563**

1800 1947 1947

help@uidai.gov.in

www.uidai.gov.in

P.O. Box No.1947,  
Bengaluru-560 001