

# REVIVAL DIAGNOSTICS



## HEALTH CHECK-UP SUMMARY

Name: Keyur N. Chauhan

Date: 31/08/2022

Email ID:

Sex: M Age: 40 Years Contact No: 8401781979

Remarks :	
Under-weight	-
Normal	-
Over-weight	✓

i> BMI

Height (in Cm) : 165 Weight (in Kg) : 76 BMI: 27.9.

ii> Blood Pressure & Pulse

114/70 mm/hg  
70/min.

If high or low, whether the person is on medication : YES /  NO

iii> Blood Tests & Lung Function Remarks

RS }   
CVS }   
CNS }

If abnormal, whether the person is on medication : YES /  NO

iv> Eye Test Remarks

Eye test  R 6/6  L 6/6  
Color Vision:  20

v> Heart Disease

Whether any specific heart ailment detected (ECG findings) :  
normal

**Revival Diagnostic**  
401, Aqua Corridor,  
B/s. Star Bazar, Surat-395009  
Mo. 91062-28601

vi> Any other problems needing attention / Overall Assessment :

NO

*Ch. Patel*

Dr. Chirag Patel  
M.B.B.S. G-49432  
Signature of the Doctor

Laboratory Test Result are Subject to technical limitation and should be clinically correlate for final diagnosis



NAME: Keyur choudhan SEX: Male  
BIRTHDATE: 04/03/1982 AGE: 40

## DEPARTMENT OF OPHTHALMOLOGY

### EYE TEST:

#### 1. VISION:

RIGHT EYE - 6/6  
LEFT EYE - 6/6

#### 2. COLOR VISION:

RIGHT EYE - (P)  
LEFT EYE - (P)

#### 3. FUNDUS:

RIGHT EYE - (P)  
LEFT EYE - (P)

### REMARKS:

(P) *Schauer*

**Revival Diagnostic**  
401, Aqua Corridor,  
B/s. Star Bazar, Surat-395009  
Mo. 91053 28600  
**Ophthalmologist/Optomestrist**

Laboratory Test Result are Subject to technical limitation and should be clinically correlate for final diagnosis



## Dental Assessment Form

NAME Keyur Chauhan  
AGE 40

DATE \_\_\_\_\_  
SEX \_\_\_\_\_

### \* CHIEF COMPLAINT

- A CLINICAL FEATURES :- *Normal*
- 1 CAVIES :- *NO*  
2 MISSING TOOTH :- *NO*  
3 MALOCCLUSION :- *NO*  
4 FILLING :- *Upper (R) 3 molar (L) Premolar + 3 molar*
- B DIAGNOSIS :- *Normal*
- C PERSONAL HISTORY :- *Hygienic*
- D PROVISIONAL D/G :- *(N)*
- E MEDICAL HISTORY :- *RCT + Filling + Capping*
- F FINAL D/G :- *(N)*
- G TREATMENT PLAN :- *NO*

CLINT SIGN

*(Signature)*

**Revival Diagnostic**  
401, Aqua Corridor,  
is/5 Star Bazar, Surat-395009  
Mo. 91062-28601

DOCTOR SIGN

Laboratory Test Result are Subject to technical limitation and should be clinically correlate for final diagnosis

4th Floor, Aqua Corridor, Hazira Road, Adajan Paal, Surat-395009.

0261 2747788

revivaldiagnostics.surat@gmail.com

www.revivaldiagnostics.com

This medical report is not intended for medico-legal purposes.



Name : KEYUR N CHAUHAN  
Age/Sex : 40 Yrs. Male  
UHID : 21428  
Ref. By Dr. : MEDI WHEEL  
Category : CTR

Date : 31-Aug-2022 9:38 am  
Receipt No : 5421  
Lab ID : 17093


Collection Date & Time : 31-Aug-2022 9:38 am

## CBC HAEMOGRAM

PARAMETER	RESULT	UNITS	Biological Reference Range
Hemoglobin	: 14.9	gm/dL	13.5-18.0
RBC Count	: 5.40	m/c.mm.	4.5-6.5
WBC Count	: 6500	c. mm.	4,000 - 10,000
Platelet Count	: 1.78	c. mm.	1.5 Lac - 5.0 Lac
<b>Blood Indices</b>			
Hematocrit (PCV)	: 45.9	%	39-54 %
MCV	: 85.0	fl	75-96
MCH	: 27.6	pg	27-32
MCHC	: 32.5	g/dL	30-36
RDW	: 13.1	%	11- 16
ESR (WINTORBE)	: 06	mm./hr.	0-20
<b>DIFF WBC Count</b>			
Neutrophils	: 62	%	40-75
Lymphocytes	: 33	%	20-50
Eosinophils	: 03	%	1-6
Monocytes	: 02	%	2-10
Basophils	: 00	%	0-5
Band Form	: 00	%	0-5
<b>Smear Study</b>			
Platelets in Smear	: Adequate		
Malarial Parasites	: Malarial Parasites Not Detected		
Blood Group	: "B"		
RH Factor	: Negative		

Lab Technician/Technologist

**Revival Diagnostic**  
401, Aqua Corridor,  
B/s. Star Bazar, Surat-395009  
Mo. 91062-28601

  
Dr. Mihir Icecreamwala  
M.B.B.S.,M.D. Pathologist

Operator Name: Namrata Patel Subject to technical limitation and error. Report Print Date & Time: 31-Aug-2022 9:38 am

4th Floor, Aqua Corridor, Hazira Road, Adajan Paal, Surat-395009.  
☎ 0261 2747788 ✉ revivaldiagnostics.surat@gmail.com 🌐 www.revivaldiagnostics.com

This medical report is not intended for medico-legal purposes.

# REVIVAL DIAGNOSTICS



Name : KEYUR N CHAUHAN  
Age/Sex : 40 Yrs./Male  
UHID : 21428  
Ref. By Dr. : MEDI WHEEL


Date : 31-Aug-2022 9:38 am  
Rec. No : 5421  
Lab ID : 17093  
Category : CTR

Collection Date & Time : 31-Aug-2022 9:38 am

## BIOCHEMISTRY

TEST	RESULTS	Unit	BIOLOGICAL REFERENCE RANGI
<b>GGT</b> <i>IFCC, Without Pyridoxal Phosphate</i>	: 23	U/L	5 - 50 U/L
<b>SGOT</b> <i>IFCC, Without Pyridoxal Phosphate</i>	: 17	U/L	0 - 50 U/L
<b>SGPT</b> <i>IFCC, Without Pyridoxal Phosphate</i>	: 14	U/L	0 - 50 U/L
<b>Alkaline Phosphatase</b> <i>ALP-AMP</i>	: 74	IU/l	38 - 126 IU/l
<b>Total Bilirubin</b> <i>DIAZO METHOD</i>	: 0.7	mg/dl	0.2 - 1.2 mg/dl
<b>Direct Bilirubin</b> <i>DIAZO METHOD</i>	: 0.2	mg/dl	0.1 - 0.4 mg/dl
<b>Indirect Bilirubin</b> <i>CALCULATED</i>	: 0.5	mg/dl	0.1 - 0.8 mg/dl
<b>Blood Urea Nitrogen ( BUN )</b> <i>GLDH-UREASE METHOD</i>	: 13	mg/dl	9 - 20 mg/dl
<b>Creatinine</b> <i>(METHOD : ENZYMATIC)</i>	: 0.9	mg/dl	0.5 - 1.5 mg/dl
<b>Uric Acid</b> <i>URICASE-POD</i>	: 6.4	mg/dl	4 - 8.5 mg/dl
<b>Blood Sugar - F</b>	: 80	mg/dL	70 - 110 mg/dL
<b>Urine Sugar - F</b>	: Absent		
<b>Urine Ketone - F</b>	: Absent		
<b>Blood Sugar- PP</b>	: 104	mg/dL	80 - 140 mg/dL
<b>Urine Sugar - PP</b>	: Absent		
<b>Urine Ketone - PP</b>	: Absent		
<b>Total Protein</b> <i>Biuret</i>	: 6.5	gm/dl	6.3 - 8.2 gm/dl
<b>S.Albumin</b>	: 4.1	gm/dl	3.7 - 5.3 gm/dl

Revival Diagnostic  
401, Aqua Corridor,  
B/s. Star Bazar, Surat-395009  
Mo. 91062-28601

  
Dr. Mihir Icecreamwala  
M.B.B.S., M.D. Pathologist

Reporting Date & Time : 31-Aug-2022 02:41:00PM

Test Performed On Fully Automated Clinical Chemistry Analyser EM-200

Laboratory Test Result are Subject to technical limitation and should be clinically correlate for final diagnosis

📍 4th Floor, Aqua Corridor, Hazira Road, Adajan Paal, Surat-395009.  
☎ 0261 2747788    ✉ revivaldiagnostics.surat@gmail.com    🌐 www.revivaldiagnostics.com

This medical report is not intended for medico-legal purposes.

# REVIVAL DIAGNOSTICS



BCG(Bromo Cresol Green)

<b>Globulin</b> CALCULATED	: 2.4	gm/dl	2.4 - 3.2 gm/dl
<b>A/G Ratio</b> CALCULATED	: 1.71	gm/dl	1 - 2.3 gm/dl



Revival Diagnostic  
401, Aqua Corridor,  
B/s. Star Bazar, Surat-395009  
Mo. 91062-28601

**Dr. Mihir Icecreamwala**  
**M.B.B.S.,M.D. Pathologist**

Reporting Date & Time : 31-Aug-2022 02:41:00PM

Test Performed On Fully Authomated Clinical Chemistry Analyser EM-200

Laboratory Test Result are Subject to technical limitation and should be clinically correlate for final diagnosis

📍 4th Floor, Aqua Corridor, Hazira Road, Adajan Paal, Surat-395009.  
☎ 0261 2747788 ✉ revivaldiagnostics.surat@gmail.com 🌐 www.revivaldiagnostics.com

This medical report is not intended for medico-legal purposes.



**Name** : KEYUR N CHAUHAN  
**Age/Sex** : 40 Yrs. Male  
**UHID** : 21428  
**Ref. By Dr.** : MEDI WHEEL  
**Category** : CTR

**Date** : 31-Aug-2022  
**Receipt No** : 5421  
**Lab ID** : 17093


**Collection Date & Time** : 31-Aug-2022 9:38 am

## REPORT OF SERUM LIPID PROFILE

Test	Result	Biological Reference Range
<b>Serum Cholesterol</b> (Mehod : CHOD-POD)	167	Normal : Less than 200 mg / dl Borderline : 200 to 239 mg / dl Undesirable : More than 240 mg / dl
<b>Serum Triglyceride</b> (Mehod : GPO-POD)	129	Normal : Less than 150 mg / dl Borderline High : 150 to 199 mg / dl High : 200 - 499 mg / dl Very High : More than 500 mg / dl
<b>Serum HDL - Cholesterol</b> (Mehod : PVS-PEGME Precipitation with CHOD-POD)	48	Desirable : More than 55 mg / dl Borderline : 35 to 55 mg / dl Undesirable : Less than 35 mg / dl
<b>Serum LDL - Cholesterol</b> (Mehod : Calculated)	93.2	Optimal : Less than 100 mg / dl Above Optimal : 100 - 129 mg / dl Borderline High : 130 to 159 mg / dl High : 160 to 189 mg / dl Very High : More than 190 mg / dl
<b>VLDL</b> (Mehod : Calculated)	25.8	Normal : 5 to 30 mg / dl
<b>Chol. / HDL - Chol. Ratio</b>	3.5	Low Risk : Less than 3.8 Medium Risk : 3.8 to 5.9 High Risk : More than 6
<b>LDL / HDL - Chol. Ratio</b>	1.94	Low Risk : Less than 3.55 Medium Risk : 3.55 - 4 High Risk : More than 6

Lab Technician/Technologist

Revival Diagnostic  
 401, Aqua Corridor,  
 B/s. Star Bazar, Surat-395009  
 Mo. 91062-28601

  
 Dr. Mihir Icecreamwala  
 M.B.B.S..M.D. Pathologist

Operator Name: Namrata Patel

Reporting PrintDate & Time: 31-Aug-2022

Laboratory Test Result are Subject to technical limitation and should be clinically correlate for final diagnosis



Name : KEYUR N CHAUHAN  
Age/Sex : 40 Yrs. / Male  
UHID : 21428  
Category : CTR  
Ref. By Dr. : MEDI WHEEL

Date : 31-Aug-2022 9:38 am  
Receipt No : 5421  
Lab ID : 17093  
Collection Date & Time : 31-Aug-2022 9:38 am

## ROUTINE URINE EXAMINATION REPORT

### PHYSICAL EXAMINATION :

Quantity : 10 ml  
Colour : Pale Yellow  
Appearance : Clear  
Reaction : Acidic  
Specific Gravity : 1.010

### CHEMICAL EXAMINATION :

Proteins : Absent  
Sugar : Absent  
Acetone : Absent  
Bile Salts : Absent  
Bile Pigments : Absent  
Urobilinogen : Normal  
O.B.T. : Negative

### MICROSCOPIC EXAMINATION :

Pus Cells : 1-2/hpf.  
R. B. C. : Absent  
Epithelial Cells : 1-2/hpf.  
Bacteria : Absent  
Casts : Absent  
Crystals : Absent  
Yeast cell : Absent  
Mucus : Absent  
Other Findings : NIL

**Revival Diagnostic**

401, Aqua Corridor,  
B/s. Star Bazar, Surat-395009  
Mo. 91062-28601

Lab Technician/Technologist

Dr. Mihir Icecreamwala  
M.B.B.S.,M.D. Pathologist

Laboratory Test Result are Subject to technical limitation and should be clinically correlate for final diagnosis

Operator Name: Shehan Palani, Aqua Corridor, Hazira Road, Surat-395009  
Reporting Print Date & Time: 31-Aug-2022 12:17:00PM  
☎ 0261 2747788 ✉ revivaldiagnostics.surat@gmail.com 🌐 www.revivaldiagnostics.com

This medical report is not intended for medico-legal purposes.



# REVIVAL DIAGNOSTICS



Name : KEYUR N CHAUHAN

Date : 31-Aug-2022

Age/Sex : 40 Yrs. Male

Receipt No : 5421

UHID : 21428

Ref. By Dr. : MEDI WHEEL

Lab ID : 17093

Report By Dr. : Dr.

Catagory : CTR

Collection Date & Time : 31-Aug-2022 9:38 am

## REPORT OF GLYCOSYLATED HEMOGLOBIN [ HbA1C ]

Parameter	Result	Unit	Biological Reference Interval
Hemoglobin A1C(HbA1C)	5.4	%	HbA1C Degree of Glucose Control

< 5.6 % Non Diabetics  
5.7 - 6.4 % Prediabetics  
> = 6.5 % Diabetics

(REF : Wallace, 11th Edition)

### REMARKS:

6 - 7 % Excellent Control  
7 - 8 % Good Control  
8 -10 % Unsatisfactory Control  
> 10 % Poor Control


Method : High performance liquid chromatography (HPLC)

MEAN BLOOD GLUCOSE OVER THE PAST 60 DAYS FROM THE HbA1C RESULT : 000 mg/dl

Remarks : GHb test is useful for the long term control and monitoring of diabetes mellitus since it reflects the integration of blood glucose levels during past 4-8 weeks.

Lab Technician/Technologist

Revival Diagnostic  
401, Aqua Corridor,  
B/s. Star Bazar, Surat-395009  
Mo. 91062-28601

  
Dr. Mihir Icecreamwala  
M.B.B.S..M.D. Pathologist

Operator Name : Namrata Patel

Reporting Print Date & Time : 31-Aug-2022

Laboratory Test Result are Subject to technical limitation and should be clinically correlate for final diagnosis

☎ 0261 2747788

✉ revivaldiagnostics.surat@gmail.com

🌐 www.revivaldiagnostics.com

📍 4th Floor, Aqua Corridor, Hazira Road, Adajan Paal, Surat-395009.

This medical report is not intended for medico-legal purposes.



Name : KEYUR N CHAUHAN  
Age/Sex : 40 Yrs. Male  
UHID : 21428  
Ref. By Dr. : MEDI WHEEL  
Category : CTR

Date : 31-Aug-2022 9:38 am  
Receipt No : 5421

Lab ID : 17093

Collection Date & Time : 31-Aug-2022 9:38 am


## THYROID TEST

TEST	RESULT	Biological Reference Range
T3	1.14	0.87 - 1.78 ng/ml
T4	6.12	4.60 - 13.5 ug/dl
TSH	0.94	0.50 - 5.50 uIU/ml 5.5 to 15 uIU/ml - Suggested Clinical co-relation Or Repeat test with new sample as physiological factors can give falsely high TSH Above 15uIU/ml Hypothyroid

PREGNANT WOMEN normal ranges for TSH:  
1st Trimester :0.0878 - 2.8293 uIU/ml  
2nd Trimester :0.1998 - 2.7915 uIU/ml  
3rd Trimester :0.307 - 2.9028 uIU/ml  
Ref:Tietz Fundamentals of Clinical Chemistry.

Lab Technician/Technologist

Revival Diagnostic  
401, Aqua Corridor,  
B/s. Star Bazar, Surat-395009  
Mo. 91062-28601

  
Dr. Mihir Icecreamwala  
M.B.B.S.,M.D. Pathologist

Operator Name : Namrata Patel

Reporting Print Date & Time : 31-Aug-2022

Laboratory Test Result are Subject to technical limitation and should be clinically correlate for final diagnosis

☎ 0261 2747788

✉ revivaldiagnostics.surat@gmail.com

🌐 www.revivaldiagnostics.com

This medical report is not intended for medico-legal purposes.



Name : KEYUR N CHAUHAN  
Age/Sex : 40 Yrs. Male  
UHID : 21428  
Ref. By Dr. : MEDI WHEEL  
Catagory : CTR

Date : 31-Aug-2022  
Receipt No : 5421  
Lab ID : 17093

Collection Date & Time : 31-Aug-2022 9:38 am

## REPORT OF TUMOR MARKERS

Test	Result	Biological Reference Range
PROSTATE SPECIFIC ANTIGEN (PSA)	0.8	ng/ml [0.0 - 2.5 ng/ml] 40 - 49 Years [0.0 - 3.5 ng/ml] 50 - 59 Years [0.0 - 4.5 ng/ml] 60 - 69 Years [0.0 - 5.5 ng/ml] 70 - 79 Years

DIAGNOSTICS

Dr. Mihir Icecreamwala  
M.B.B.S.,M.D. Pathologist  
Operator Name:Namrata Patel

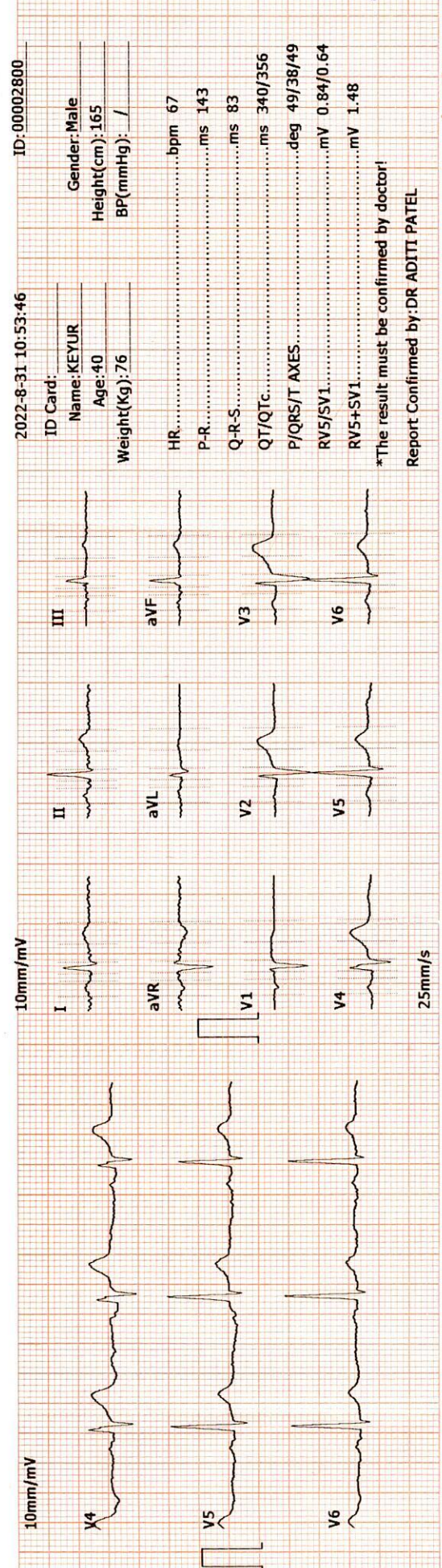
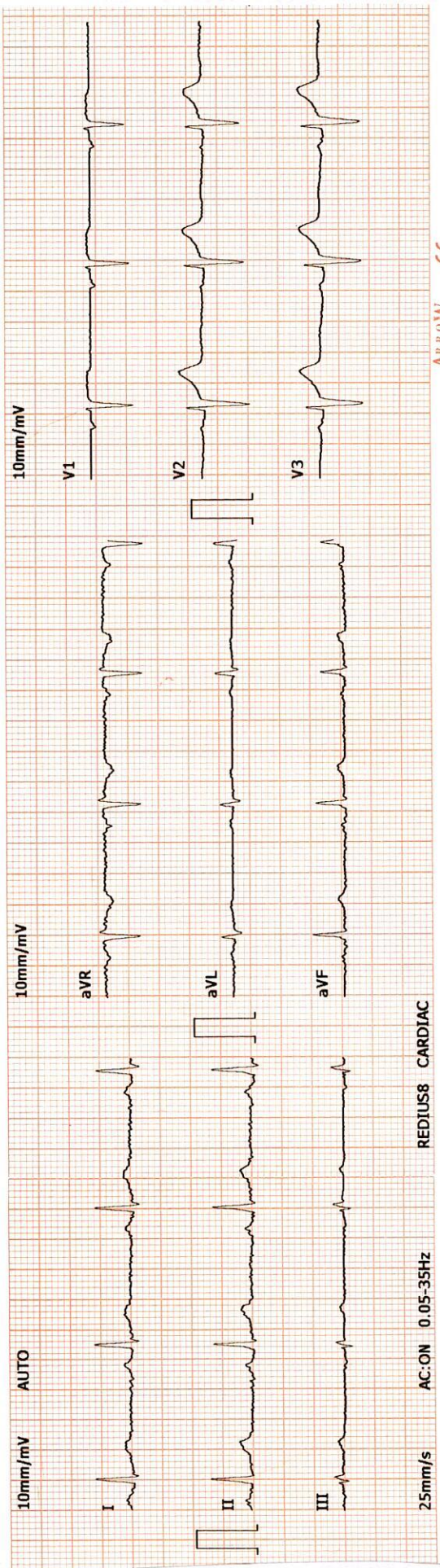
Revival Diagnostic  
401, Aqua Corridor,  
B/s. Star Bazar, Surat-395009  
Mo. 91062-28601

  
Lab Technician/Technologist

PrintDate & Time:31-Aug-2022

**Method: - Test performed on Automated Chemiluminescence Assay [COBAS E411, ROCHE]**  
Corrobrative clinicopathologic correlation is essential for final diagnosis. Test reports are subjected to technical limitation and should be clinically co-related. Laboratory may be contacted if required.

Laboratory Test Result are Subject to technical limitation and should be clinically correlate for final diagnosis



2022-8-31 10:53:46 ID:00002800

ID Card: Name: KEYUR Gender: Male  
Age: 40 Height(cm): 165  
Weight(Kg): 76 BP(mmHg): /

HR: .....bpm 67  
P-R: .....ms 143  
Q-R-S: .....ms 83  
QT/QTc: .....ms 340/356  
P/QRS/T AXES: .....deg 49/38/49  
RV5/SV1: .....mV 0.84/0.64  
RV5+SV1: .....mV 1.48

<< Conclusion  
801 Sinus Rhyth  
\*\* NORMAL EC

\*The result must be confirmed by doctor!  
Report Confirmed by: DR ADITI PATEL

*Aditi Patel*



**Revival Diagnostic**

401, Aqua Corridor  
B/s. Star Bazar, Surat-395009  
Mo. 91062-28601

**DR. ADITI PATEL**  
M.B.B.S., D. CARD (MUM)  
CLINICAL CARDIOLOGIST  
REG.NO.G-42901



Name : KEYUR N CHAUHAN

Age/Sex : 40 Yrs. Male

UHID : 21428

Ref. By Dr : MEDI WHEEL

Catagory : CTR

Date : 31-Aug-2022

Rec No : 5421

Lab ID : 17093

Collection Date & Time : 31-Aug-2022 9:38 am

## ECG

Test	Observed Value	Biological Reference Interval
------	----------------	-------------------------------

ECG

1. The rhythm is sinus.
2. Heart rate is 67 beats per minute.
3. Normal P,QRS,T wave axis.
4. Normal PR,QRS,Q.T. Duration.
5. No pathological q wave or ST-T changes seen.
6. No evidence of chamber hypertrophy or enlargement seen.

IMPRESSION : ECG WITHIN NORMAL LIMITS

**DR. ADITI PATEL**  
M.B.B.S. (D. CARD (MUM))  
CLINICAL CARDIOLOGIST  
REG.NO.G-42901

**Revival Diagnostic**  
401, Aqua Corridor,  
E/s. Star Bazar, Surat-395009  
Mo. 91062-28601

Laboratory Test Result are Subject to technical limitation and should be clinically correlate for final diagnosis

📍 4th Floor, Aqua Corridor, Hazira Road, Adajan Pal, Surat-395009.

☎ 0261 2747788, 9825947712 ✉ revivaldiagnostics.surat@gmail.com 🌐 www.revivaldiagnostics.com

This medical report is not intended for medico-legal purposes.



Summary

**REVIVAL DIAGNOSTICS**  
**4TH FLOOR, AQUA CORRIDOE, NEAR STAR BAZAR, ADAJAN- 395009, SURAT**  
 2937/KEYUR N CHAUHAN 40 Yrs/Male 76 Kg/165 Cms  
 Date: 31-Aug-2022 11:20:05 AM  
 Ref. By : MEDI WHEEL

Protocol : BRUCE Objective : FOR TESTING PURPOSE ONLY.

Stage	StageTime (Min:Sec)	PhaseTime (Min:Sec)	Speed (kmph)	Grade (%)	METs	H.R. (bpm)	B.P. (mmHg)	R.P.P. x100	PVC	Comments
Supine					1.0	96	114/70	109	-	
Standing					1.0	83	114/70	94	-	
HV					1.0	39	114/70	44	-	
ExStart					1.0	77	114/70	87	-	
Stage 1	3:00	3:01	2.7	10.0	4.6	108	114/70	123	-	
Stage 2	3:00	6:01	4.0	12.0	7.0	130	130/80	169	-	
PeakEx	2:31	8:32	5.5	14.0	9.7	160	150/90	240	-	
Recovery	1:00		0.0	0.0	1.1	128	169/90	216	-	
Recovery	2:00		0.0	0.0	1.0	114	169/90	192	-	
Recovery	3:00		0.0	0.0	1.0	108	160/90	172	-	
Recovery	3:10		0.0	0.0	1.0	109	130/90	141	-	
Recovery	2:56		0.0	0.0	1.0	108	160/90	172	-	

Medication : Nil  
 History : Nil  
 Test End Reason : Test Complete  
 Findings :

*[Signature]*

The patient exercised according to BRUCE for 8:32, achieving a work level of Max METS:9.7. Resting heart rate initially 96 bpm, rose to a max. heart rate of 160 bpm which represents 89% of maximum age predicted heart rate. Resting blood pressure 114/70 mmhg, rose to a maximum blood Pressure of 150/90 mmhg. The exercise stress test was stopped due to Test Complete

Parameters:

- Exercise Time : 8:32 minutes
- Max HR attained : 160 bpm 89% of Max Predictable HR 180
- Max BP : 150/90(mmHg)
- WorkLoad attained : 9.7 (Good Effort Tolerance )
- NOsignificant ST segment changes noted during exercise or recovery.
- NOAngina/Arrhythmia/S3/murmur
- Final Impression : Test is negative for inducible ischaemia.

Advice/Comments:

**Revival Diagnostic**  
 401, Aqua Corridor,  
 B/s. Star Bazar, Surat-395009  
 Mo. 91062-28601  
 Print Date: 31-Aug-2022

**DR. ADITI PATEL**  
 M.B.B.S., D. CARD (MUM)  
 CLINICAL CARDIOLOGIST  
 REG.NO.G-42901

REVIVAL DIAGNOSTICS

4TH FLOOR, AQUA CORRIDOE, NEAR STAR BAZAR, ADAJAN- 395009, SURAT

2937/KEYUR N CHAUHAN

40 Yrs/Male

76 Kg/165 Cms

Date: 31-Aug-2022 11:20:05 AM

12 Lead + Comparison

MPHR:55% of 180

Speed: 0.0 kmph

Grade: 0.0%

HR: 100 bpm

METS: 1.0

BP: 114/70

Raw ECG

BRUCE

(1.0-100)Hz

Ex Time 00:32

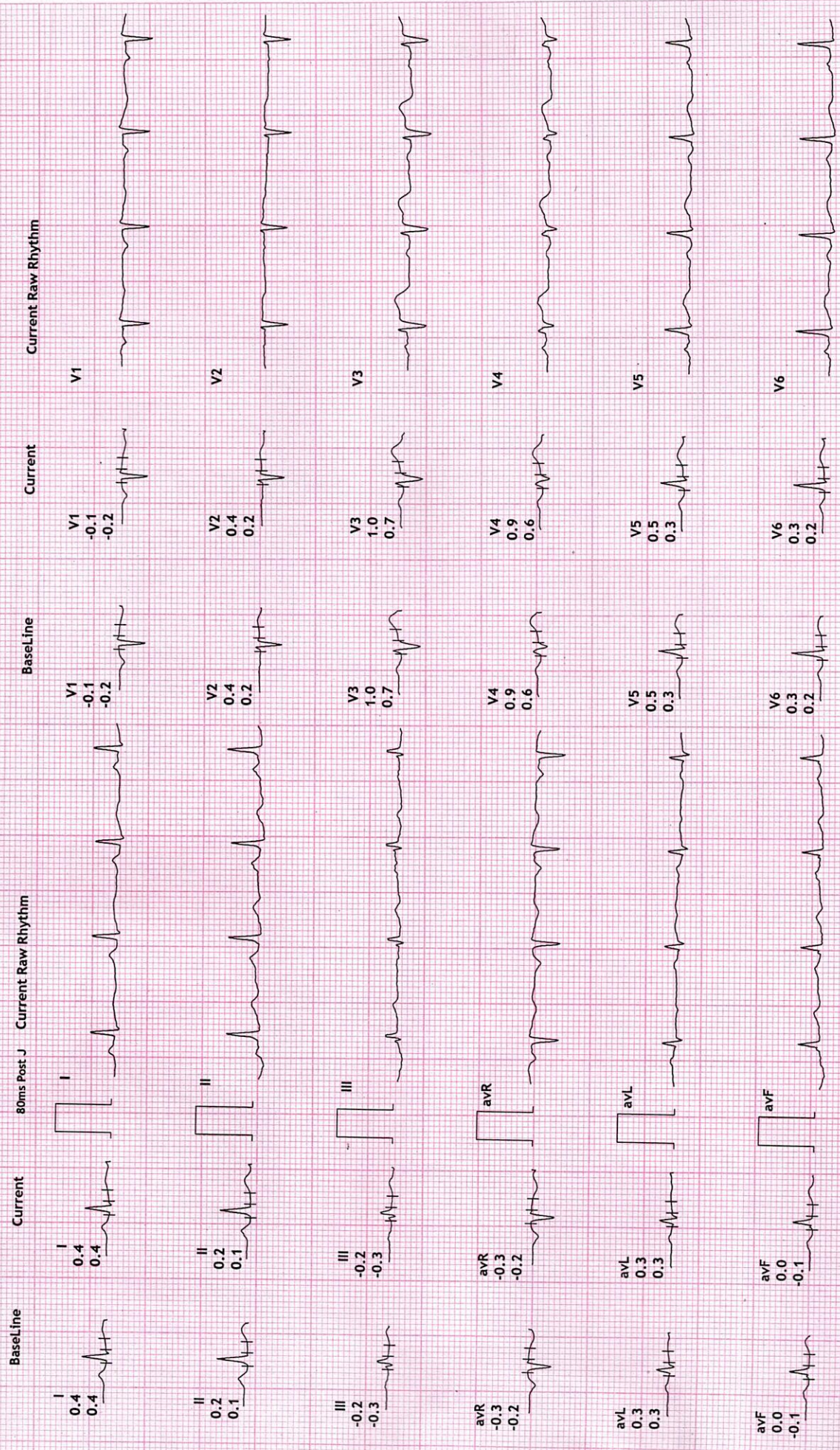
BLC :On

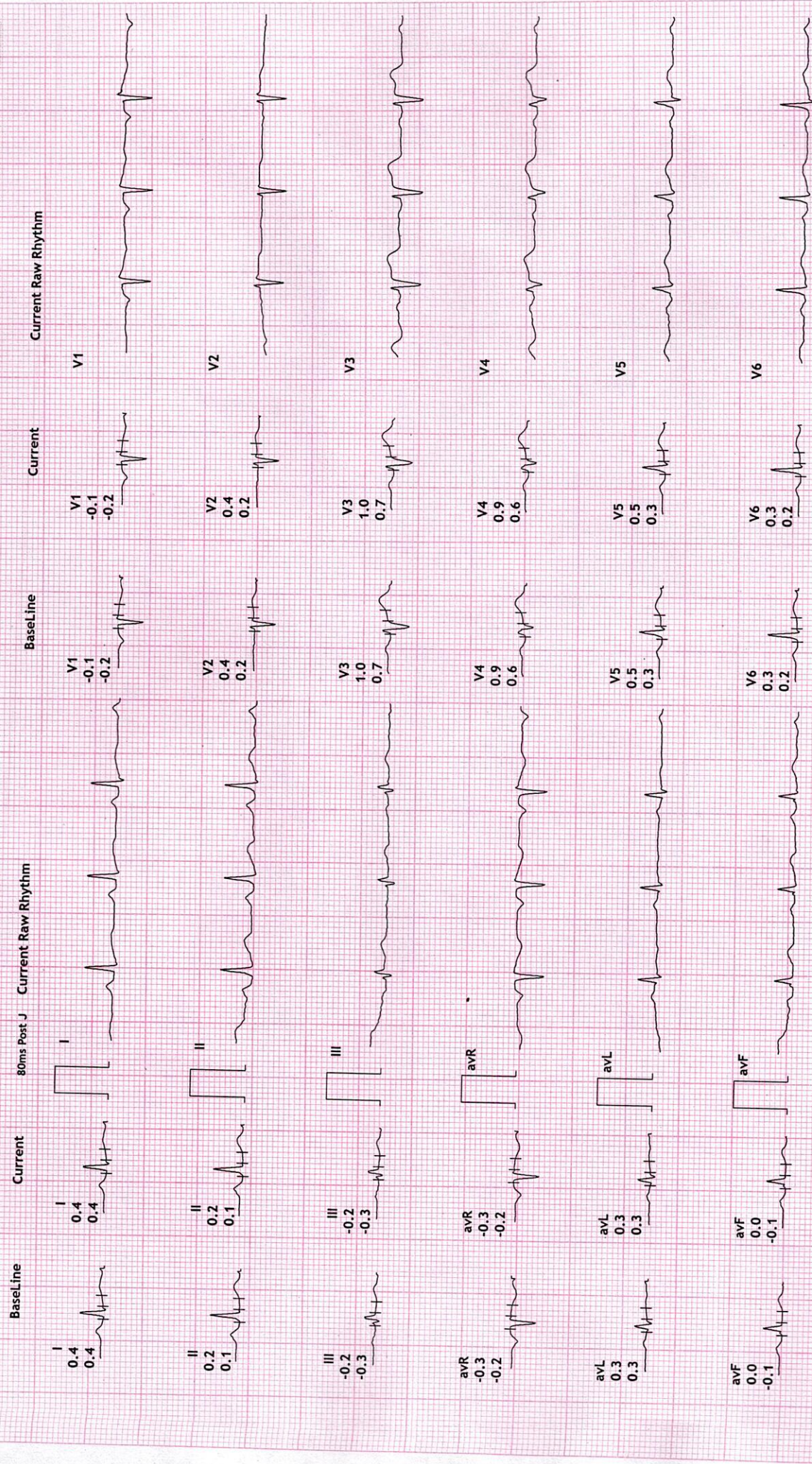
Notch :On

SUPINE

10.0 mm/mV

25 mm/Sec.







REVIVAL DIAGNOSTICS

4TH FLOOR, AQUA CORRIDOE, NEAR STAR BAZAR, ADAJAN- 395009, SURAT

2937/KEYUR N CHAUHAN

40 Yrs/Male

76 Kg/165 Cms

Date: 31-Aug-2022 11:20:05 AM

HR: 63 bpm

METS: 1.0

BP: 114/70

MPHR:35% of 180

Speed: 0.0 kmph

Grade: 0.0%

Raw ECG

BRUCE

(1.0-100)HZ

12 Lead + Comparison

Ex Time 00:51

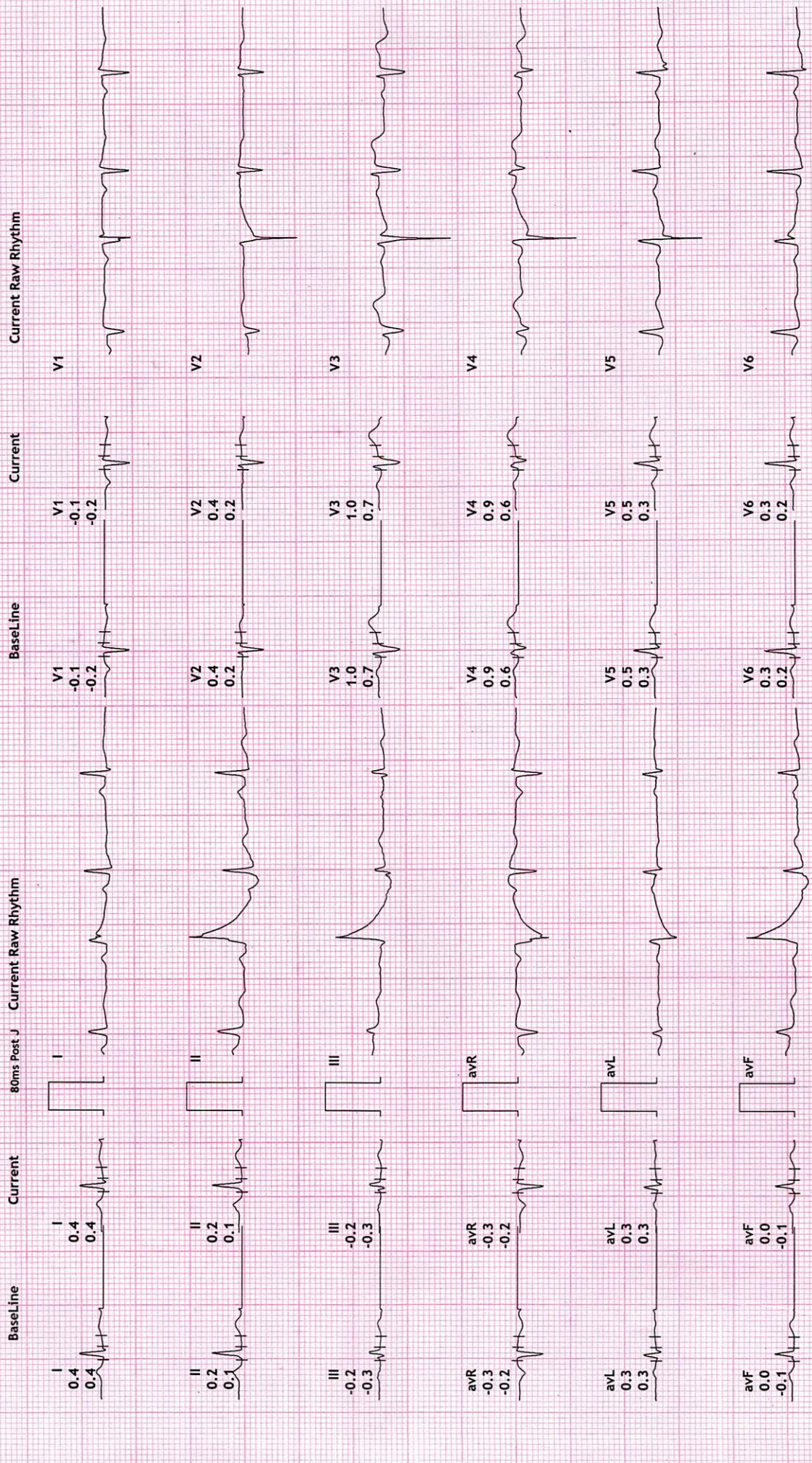
BLC :On

Notch :On

HV

10.0 mm/mV

25 mm/Sec.



12 Lead + Comparison

REVIVAL DIAGNOSTICS

4TH FLOOR, AQUA CORRIDOE, NEAR STAR BAZAR, ADAJAN- 395009, SURAT

2937/KEYUR N CHAUHAN  
40 Yrs/Male  
76 Kg/165 Cms

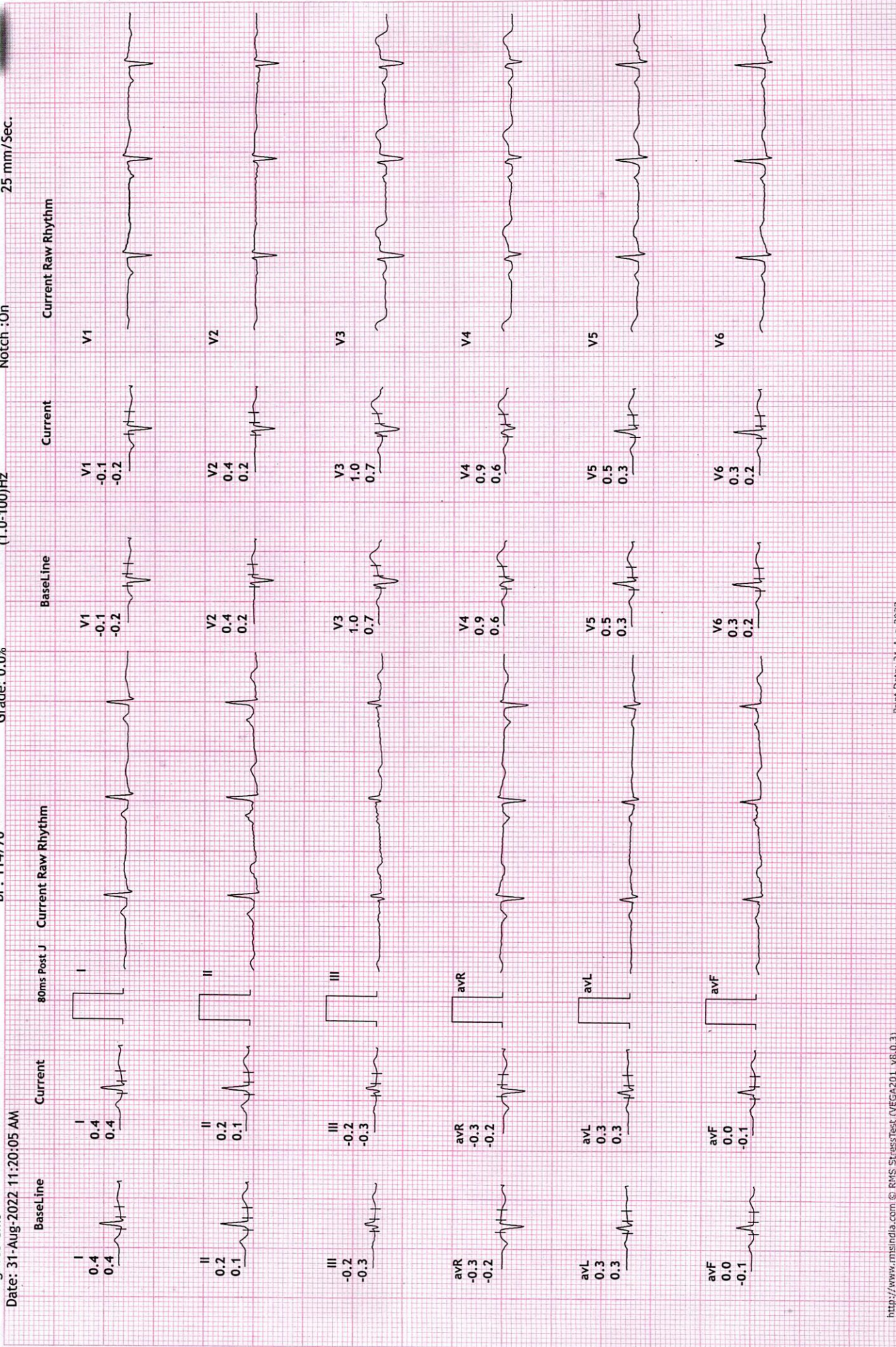
HR: 81 bpm  
METS: 1.0  
BP: 114/70

MPHR: 45% of 180  
Speed: 0.0 kmph  
Grade: 0.0%

Raw ECG  
BRUCE  
(1.0-100)Hz

Ex Time 00:00  
BLC :On  
Notch :On

ExStret  
10.0 mm/mV  
25 mm/Sec.



12 Lead + Comparison



**REVIVAL DIAGNOSTICS**  
 4TH FLOOR, AQUA CORRIDOE, NEAR STAR BAZAR, ADAJAN- 395009, SURAT  
 2937/KEYUR N CHAUHAN  
 40 Yrs/Male  
 76 Kg/165 Cms

Date: 31-Aug-2022 11:20:05 AM

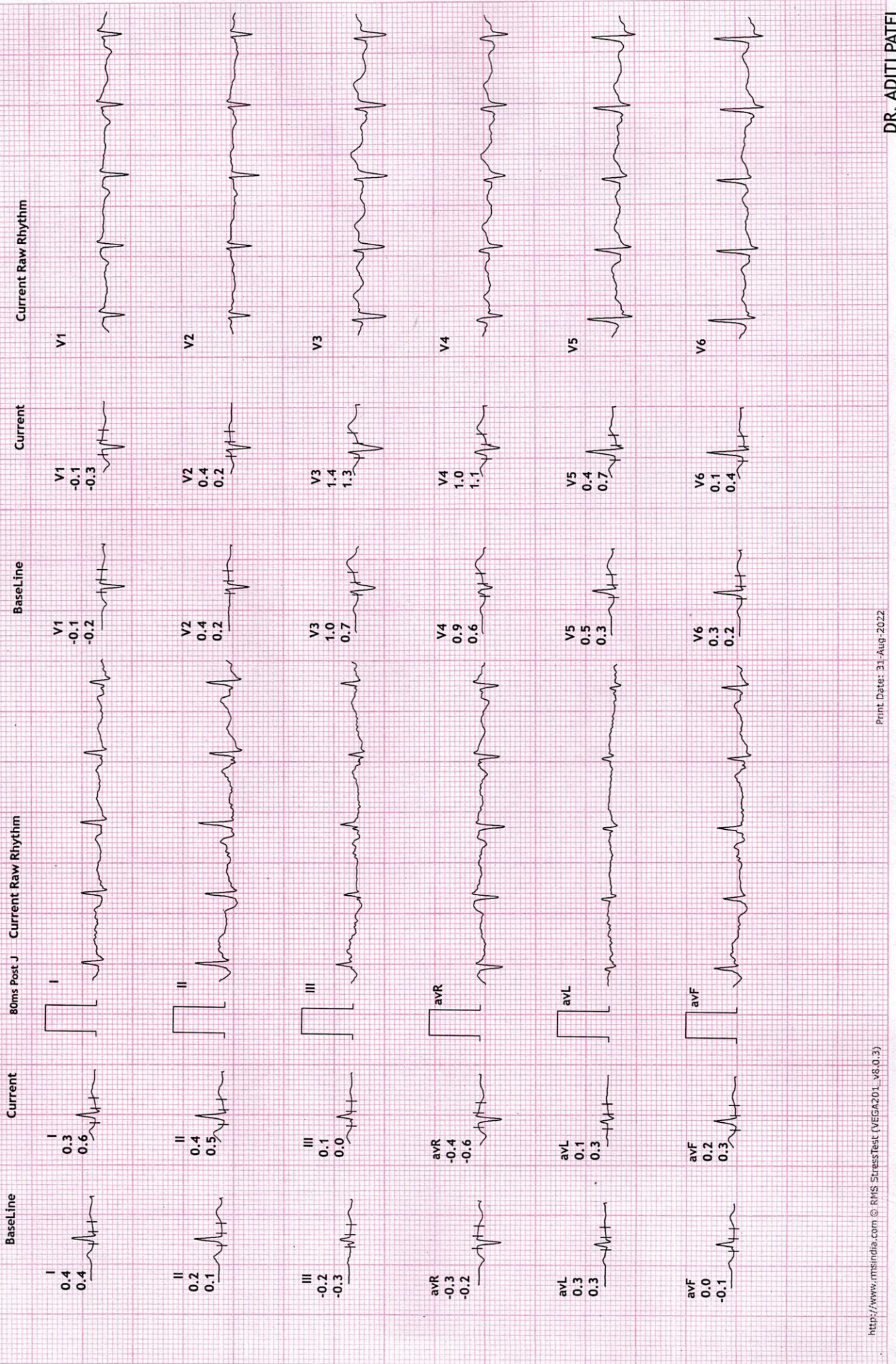
HR: 108 bpm  
 METS: 4.6  
 BP: 114/70

MPHR: 60% of 180  
 Speed: 2.7 kmph  
 Grade: 10.0%

Raw ECG  
 BRUCE  
 (1.0-100)Hz

Ex Time 03:00  
 BLC :On  
 Notch :On

Stage 1 ( 03:00  
 10.0 mm/mV  
 25 mm/Sec.



**REVIVAL DIAGNOSTICS**

**4TH FLOOR, AQUA CORRIDOE, NEAR STAR BAZAR, ADAJAN- 395009, SURAT**

2937/KEYUR N CHAUHAN  
40 Yrs/Male  
76 Kg/165 Cms

Date: 31-Aug-2022 11:20:05 AM

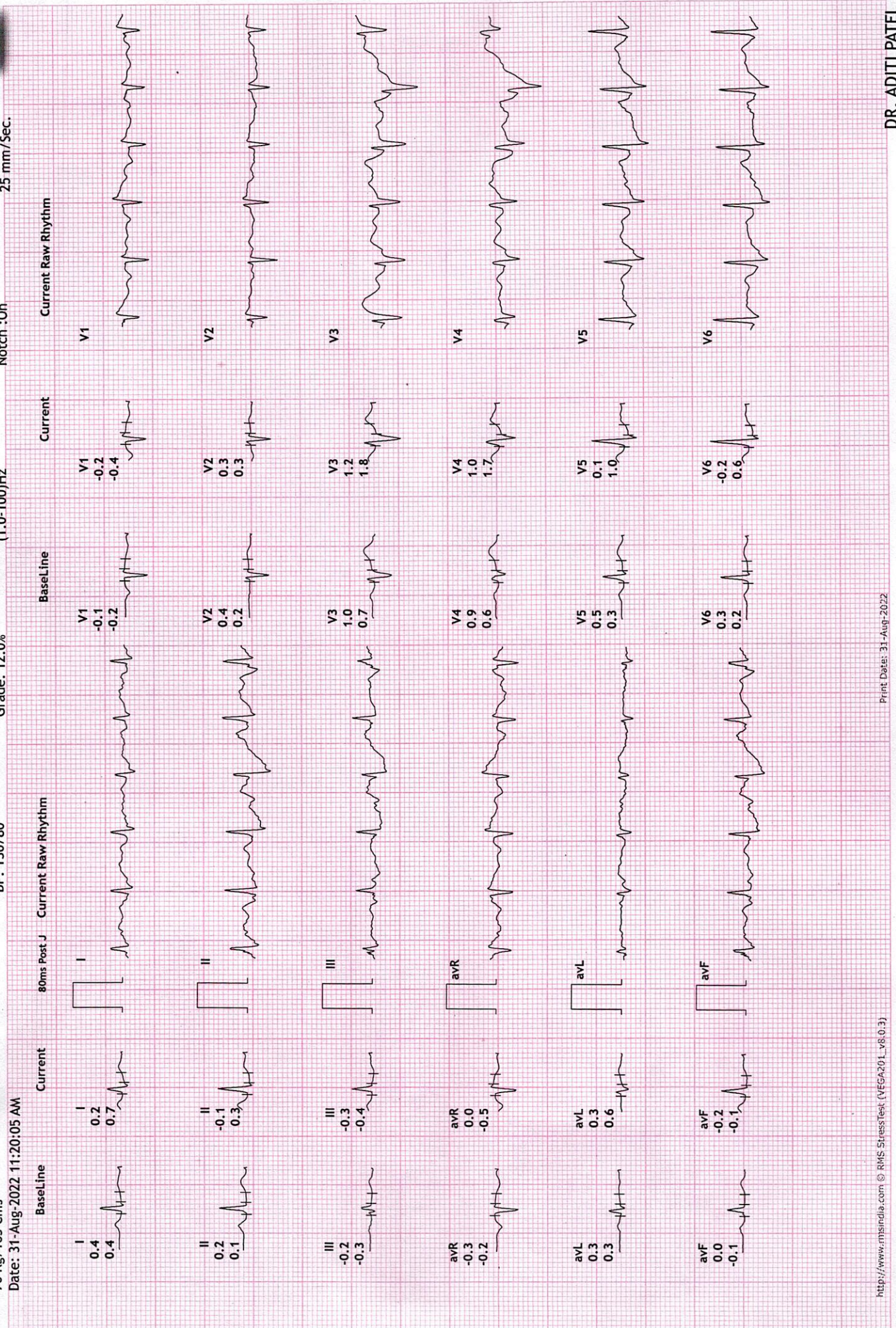
HR: 130 bpm  
METS: 7.0  
BP: 130/80

Raw ECG  
BRUCE  
(1.0-100)Hz

Ex Time 06:00  
BLC :On  
Notch :On

Stage 2 ( 03:00  
10.0 mm/mV  
25 mm/Sec.

**12 Lead + Comparison**



12 Lead + Comparison



**REVIVAL DIAGNOSTICS**  
 4TH FLOOR, AQUA CORRIDOE, NEAR STAR BAZAR, ADAJAN- 395009, SURAT  
 2937/KEYUR N CHAUHAN  
 40 Yrs/Male  
 76 Kg/165 Cms

Date: 31-Aug-2022 11:20:05 AM

HR: 160 bpm  
 METS: 9.7  
 BP: 150/90

Raw ECG  
 BRUCE  
 (1.0-100)Hz

Ex Time 08:31  
 BLC :On  
 Notch :On

PeakEx  
 10.0 mm/mV  
 25 mm/Sec.



12 Lead + Comparison



**REVIVAL DIAGNOSTICS**  
 4TH FLOOR, AQUA CORRIDOE, NEAR STAR BAZAR, ADAJAN- 395009, SURAT  
 2937/KEYUR N CHAUHAN  
 40 Yrs/Male  
 76 Kg/165 Cms

HR: 128 bpm  
 METS: 1.0  
 BP: 169/90

MPHR: 71% of 180  
 Speed: 0.0 kmph  
 Grade: 0.0%

Ex Time 08:31  
 BLC :On  
 Notch :On

Recovery : ( 01 )  
 10.0 mm/mV  
 25 mm/Sec.



**REVIVAL DIAGNOSTICS**

**4TH FLOOR, AQUA CORRIDOE, NEAR STAR BAZAR, ADAJAN- 395009, SURAT**

2937/KEYUR N CHAUHAN  
40 Yrs/Male  
76 Kg/165 Cms

Date: 31-Aug-2022 11:20:05 AM

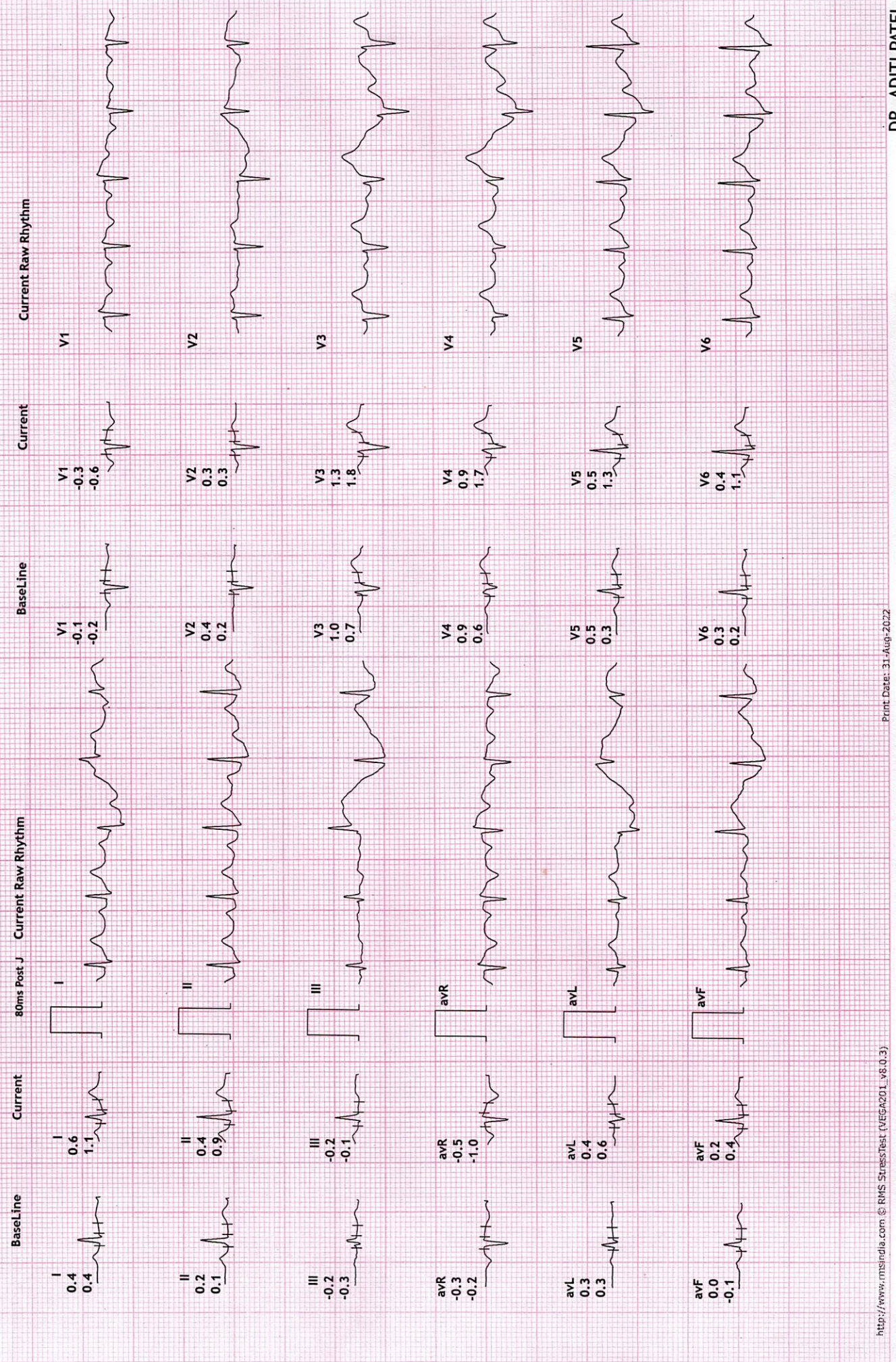
**12 Lead + Comparison**

MPHR: 63% of 180  
Speed: 0.0 kmph  
Grade: 0.0%

Raw ECG  
BRUCE  
(1.0-100)Hz

Ex Time 08:31  
BLC :On  
Notch :On

Recovery : (02.00)  
10.0 mm/mV  
25 mm/Sec.



REVIVAL DIAGNOSTICS

4TH FLOOR, AQUA CORRIDOE, NEAR STAR BAZAR, ADAJAN- 3950009, SURAT

2937/KEYUR N CHAUHAN

40 Yrs/Male

76 Kg/165 Cms

Date: 31-Aug-2022 11:20:05 AM

HR: 108 bpm

METS: 1.0

BP: 160/90

MPHR: 60% of 180

Speed: 0.0 kmph

Grade: 0.0%

Raw ECG

BRUCE

(1.0-100)Hz

Ex Time 08:31

BLC :On

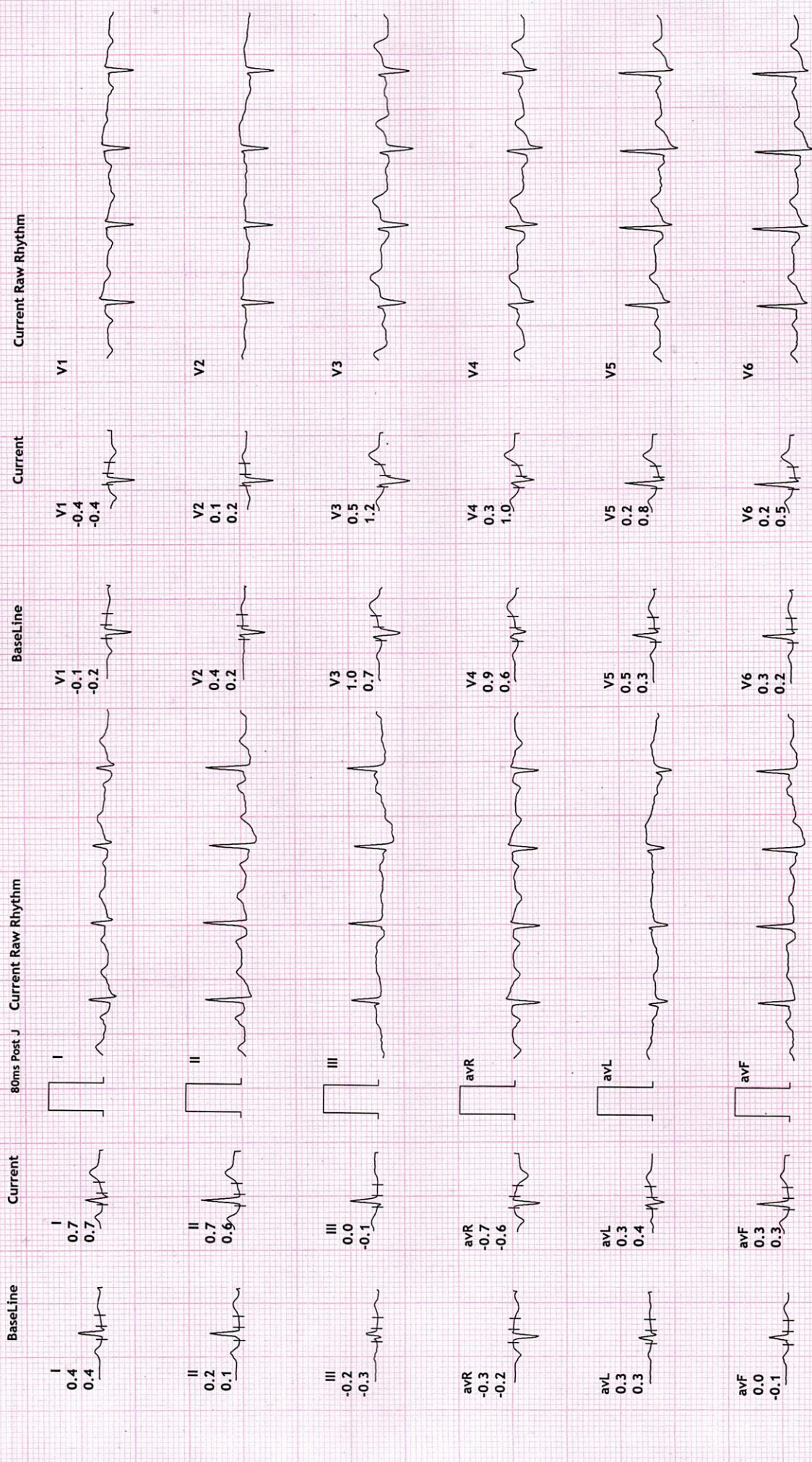
Notch :On

Recovery : ( 03

10.0 mm/mV

25 mm/Sec.

12 Lead + Comparison







NAME	KEYUR CHAUHAN	DATE	31-Aug-2022
REFERRED BY	MEDI WHEEL	AGE / SEX	40YRS / M

Thanks for the reference

## USG ABDOMEN

**LIVER:** is normal in size and shows homogeneous echotexture.

No evidence of intrahepatic biliary radicles dilatation / focal space occupying lesion.

The portal vein and common bile duct show normal caliber.

**GALL BLADDER:** is distended and shows smooth walls. Wall thickness is normal.

No evidence of sludge / calculus. No evidence of pericholecystic collection.

**SPLEEN:** Is normal in size and shows normal echo pattern.

**PANCREAS:** shows normal echo anatomy and its relationship with splenic vein is normal.

**KIDNEYS:** Both the kidneys are normal in size, shape and location and show normal cortico-medullary differentiation.

**Right kidney** measures- 9.6 x 4.4 cms.

**Left kidney** measures- 9.9 x 4.5 cms.

No evidence of hydronephrosis or calculus.

**URINARY BLADDER:** is distended with smooth walls.

No evidence of diverticulum or calculus.

**PROSTATE:** is normal in size and shows homogeneous echotexture.

No evidence of ascites / pleural effusion.

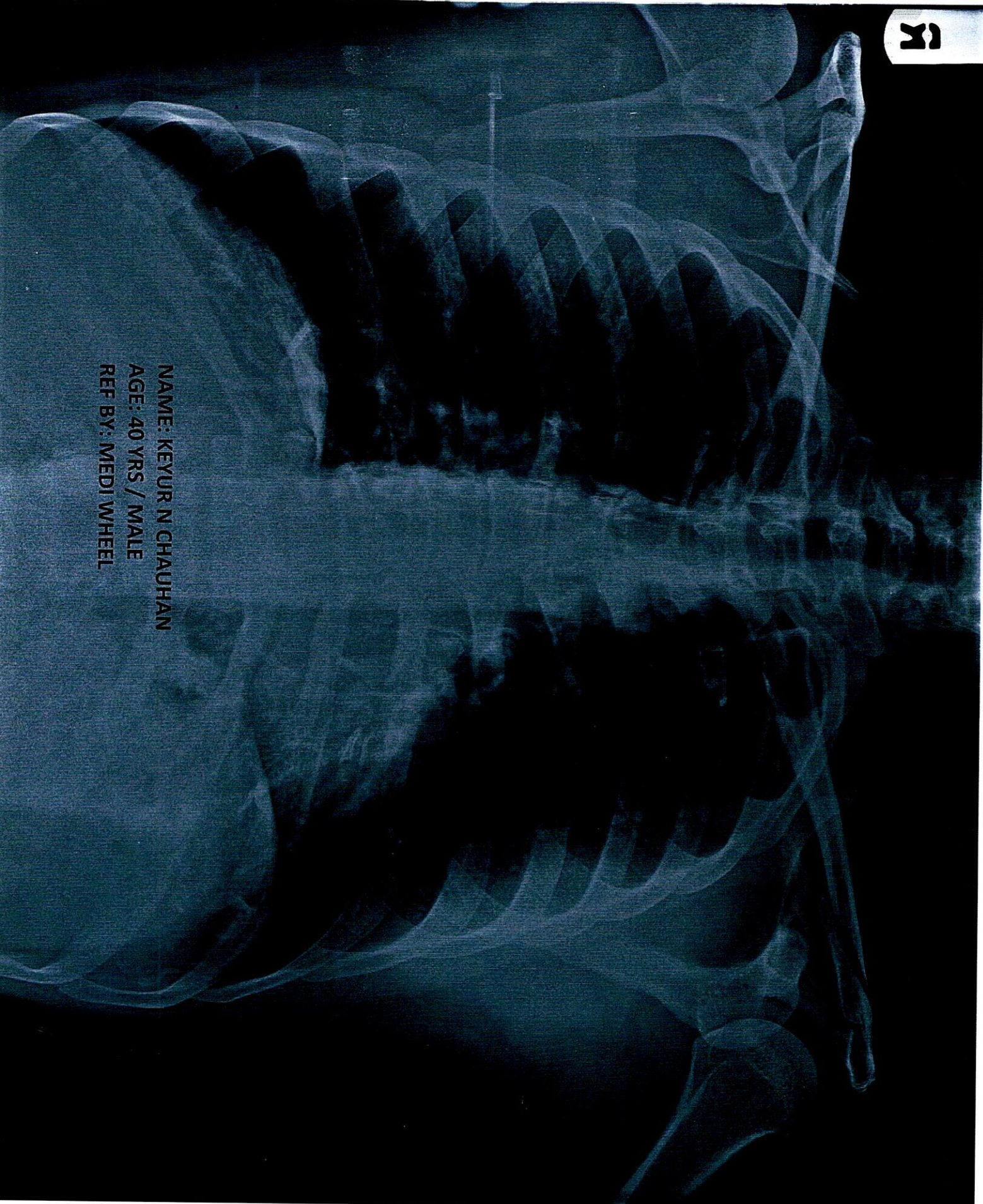
Fluid and gas filled bowel loops with normal wall thickness and peristalsis noted.

## **IMPRESSION:**

**No significant abdominal pathology noted....**

**Dr. Chirag K. Patel**  
MBBS-DMPD  
Reg. No. G-23509  
**DR. CHIRAG K. PATEL**  
**RADIOLOGIST**  
4th Floor, Aqua Corridor,  
Nr. Star Bazar, Hazira Main Road,  
Adajan, Surat-395009.  
Mo. 97266 726683

R



NAME: KEYUR N CHAUHAN  
AGE: 40 YRS / MALE  
REF BY: MEDI WHEEL





Name : KEYUR N CHAUHAN  
Age/Sex : 40 Yrs. Male  
UHID : 21428  
Ref. By Dr : MEDI WHEEL  
Category : CTR

Date : 31-Aug-2022  
Rec No : 5421

Lab ID : 17093

Collection Date & Time : 31-Aug-2022 9:38 am

## CHEST RADIOGRAPH-PA VIEW

Hilar shadows are within normal limits.

Pulmonary vasculature appears normal.

Cardiac appears normal in size.

Both domeh of the diaphragm are smooth.

Both costophrenic recesses are clear.

Both lung fields appear normal.

Visualized bones and soft tissue shadows appear normal.

IMPRESSION:

NORMAL STUDY.

**Dr. Chirag K. Patel**

DR. CHIRAG K. PATEL  
MBBS, DMPD  
Revival Diagnostic  
RADIOLOGIST

4th Floor, Aqua Corridor,  
Nr. Star Bazar, Hazira Main Road,  
Adajan, Surat-395009.  
Mo. 97266 726683

Laboratory Test Result are Subject to technical limitation and should be clinically correlate for final diagnosis

📍 4th Floor, Aqua Corridor, Hazira Road, Adajan Paal, Surat-395009.

☎ 0261 2747788

✉ revivaldiagnostics.surat@gmail.com

🌐 www.revivaldiagnostics.com

This medical report is not intended for medico-legal purposes.